

NB 2. FISCAL YEAR 2026 PRELIMINARY CAPITAL BUDGET
Applicable Area:

MIAMI BEACH

COMMITTEE MEMORANDUM

TO: Finance and Economic Resiliency Committee Members
FROM: Eric Carpenter, City Manager
DATE: June 13, 2025
TITLE: FISCAL YEAR 2026 PRELIMINARY CAPITAL BUDGET

RECOMMENDATION

The City Administration (Administration) recommends that the Finance and Economic Resiliency Committee ("FERC" or "Committee") discuss this item and provide input.

BACKGROUND/HISTORY

See the information provided below

ANALYSIS

The Capital Improvement Plan (CIP) is an official statement of public policy regarding the City of Miami Beach's (the City) long-range physical development, which specifies and describes the capital project schedules and priorities for the five (5) years immediately following the City Commission's adoption. The first year of the plan provides the funding to be appropriated in the annual Capital Budget.

The Fiscal Years (FY) 2026-2030 Capital Improvement Plan of the City of Miami Beach will be the five (5) year plan for public improvements and capital expenditures by the City. A capital improvement is defined as capital or "in-kind" expenditure of \$25,000 or more, resulting in the acquisition, improvement, or addition to fixed assets in the form of land, buildings, or improvements more or less permanent in character, and durable equipment with a life expectancy of at least five (5) years.

During the development of the CIP, the multi-year funding schedule is reviewed to re-evaluate program and project priorities, add new projects, and revise recommendations, while also considering new requirements and sources of funding. The annual capital programming process provides the following benefits:

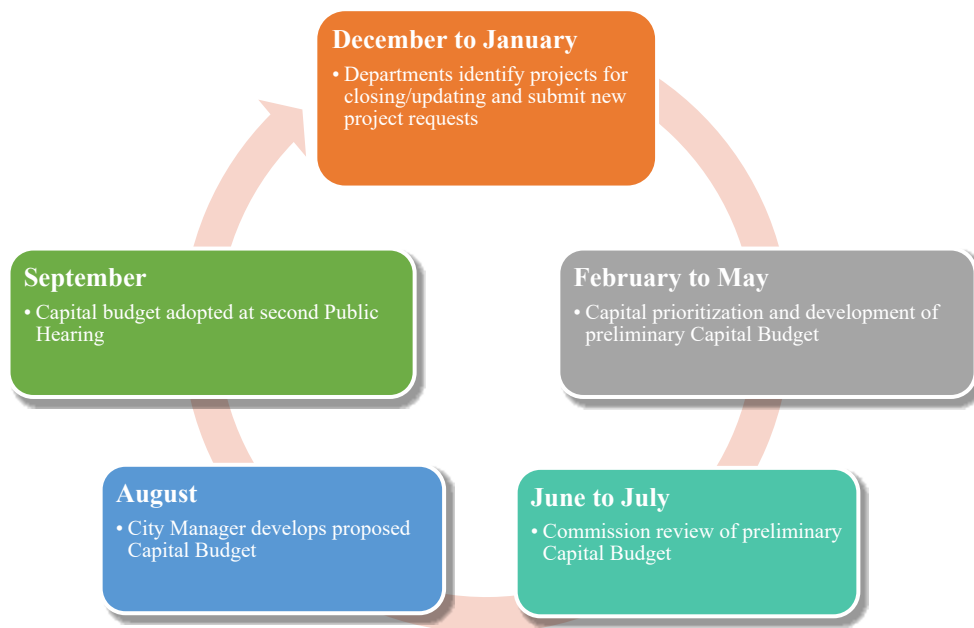
- Serves as a source of information about the City's physical development and capital expenditures to the citizens, City Commission and Administration, private investors, funding agencies, and financial institutions
- Provides a mechanism that applies uniformity and consistency in the evaluation of projects and assists in the establishment of priorities
- Provides for cross-departmental coordination among projects with respect to funding, location, and timing

CAPITAL BUDGET PRIORITIZATION

The City's CIP and Capital Budget development process begins in the winter of each year when all departments are asked to prepare their own CIP containing information on the department's ongoing and new proposed capital projects. Individual departments submit requests to the Office of Management & Budget (OMB) identifying potential funding sources and requesting commitment of funds for their respective projects.

The Office of Management and Budget then hosts a series of capital project review meetings to discuss recommended funding strategies and timelines. The City's senior management team and representatives from departments provide valuable insight and feedback as part of this prioritization process.

The chart below provides an overview of the process and timelines.



FUNDING RECOMMENDATIONS

Attachment A, provided for your review, includes an overview of available funding by source, as well as funding requests for new and existing projects. The five-year capital improvement plan detailed in Attachment A includes the City's known capital needs for the next five (5) years.

The table below summarizes the total funding requests for the FY 2026 Capital Budget, which total \$327.9 million, the recommended funding for projects based on available dollars that total \$133.5 million, and the currently unfunded requests totaling \$194.4 million.

Fund	Requested	Recommended	Unfunded
Utilities (Water/Sewer/Stormwater)	\$122,538,559	\$29,244,040	\$93,294,519
Capital Pay As You Go (PAYGO)	79,907,741	23,251,851	56,655,890
Parking	42,754,256	34,398,256	8,356,000
Capital Renewal & Replacement (CRR)	25,204,606	4,572,384	20,632,222
Resort Tax Quality of Life (QOL)	18,695,449	8,993,715	9,701,734
Convention Center	14,440,976	14,440,976	-
Transportation	2,389,032	297,773	2,091,259
Other	21,987,191	18,276,191	3,711,000
Total	\$327,917,810	\$133,475,186	\$194,442,624

APPROACH TO ADDRESS CAPITAL PROJECT GAPS

The Administration's approach during this year's Capital Budget development process is to fund all critical renewal and replacement projects that extend the useful life of existing City facilities and to fund as many key existing projects with budget gaps. This year's recommendations also took into consideration the need to allocate funding to address improvements to many public-facing assets, including parks and recreation facilities and to fund public safety enhancements.

PRELIMINARY RECOMMENDATIONS

In an effort to meet the City Commission's goal of funding 5% of the annual General Fund operating budget for capital needs in accordance with Resolution No. 2006-26341, the Administration recommends the following as part of the FY 2026 General Fund budget:

1. General Fund Interest Income for Capital Projects
Allocate 30%, or approximately \$2.4 million, of the total projected FY 2026 interest income in the General Fund for one-time capital expenditures. Using General Fund interest income for one-time expenditures is a prudent financial strategy for local governments, particularly given the volatility of interest rates. Interest rates can fluctuate significantly due to economic conditions, monetary policy, and market forces. Relying on interest income for recurring expenditures is risky, as a decline in rates could lead to a shortfall in expected revenues and cause an unexpected deficit. By using interest income for one-time expenditures, the City would avoid creating budget gaps if interest income decreases.
2. FY 2025 Projected General Fund Golf Course Surplus
Based on the FY 2025 Second Quarter Analysis, the Miami Beach and Normandy Shores golf courses are projected to generate a surplus of \$2.6 million. It is recommended that this projected surplus be transferred to the Capital Pay-As-You-Go (PAYGO) Fund in order to allow for the partial funding of the Miami Beach Golf Course Renovation project that has a total project budget of \$9.2 million, of which \$3.3 million was appropriated in prior years.

If these recommendations are approved, this would move the budget closer to the City Commission's goal of funding 5% of the annual General Fund operating budget for capital needs, as noted in the table below.

	Adopted FY 2022	Adopted FY 2023	Adopted FY 2024	Adopted FY 2025	Preliminary FY 2026
General Fund	\$354,106,000	\$382,618,000	\$427,648,000	\$456,164,000	\$476,614,000
5% Goal per Policy	17,706,000	19,131,000	21,383,000	22,809,000	23,831,000
Capital Funding:					
Pay-As-You-Go Capital (PayGo)	3,741,000	3,974,000	11,145,000	8,349,000	9,171,000
Capital Renewal and Replacement (CRR)	815,000	1,944,000	2,170,000	4,368,000	4,396,000
Information Technology (IT) Tech	300,000	300,000	300,000	300,000	300,000
CRR Under \$25,000	332,000	326,000	1,393,000	1,144,000	1,144,000
Capital Reserve	-	-	978,000	978,000	978,000
Total	\$5,188,000	\$6,544,000	\$15,986,000	\$15,139,000	\$15,989,000
% of General Fund	1.5%	1.7%	3.7%	3.3%	3.4%
Add'l Funding Needed to Meet 5% Goal	\$12,518,000	\$12,587,000	\$5,397,000	\$7,670,000	\$7,842,000

Millage Rates:					
Pay-As-You-Go Capital (PayGo)	0.0755 mills	0.1020 mills	0.1020 mills	0.1020 mills	0.1020 mills
Capital Renewal and Replacement (CRR)	0.0235 mills	0.0499 mills	0.0499 mills	0.0866 mills	0.0866 mills

CAPITAL RENEWAL AND REPLACEMENT (CRR) PROJECTS

Prior to FY 2005, the City's investment in capital maintenance competed with General Fund services and routine upkeep, resulting in funding levels that were insufficient to complete Capital Renewal and Replacement (CRR) projects. Consequently, many CRR projects were deferred well beyond the useful life of the capital components requiring renewal or replacement.

In FY 2005, the City of Miami Beach established a dedicated millage rate for capital renewal and replacement funding to be used for capital projects that extend the useful life of the City's existing General Fund assets to be used exclusively to provide for renewal and replacement of capital assets related to facilities and infrastructure over and above routine maintenance.

The following restrictions regarding the fund were established at the time that the dedicated funding was established. Projects must meet the following criteria for funding:

- Extend the useful life of a City of Miami Beach General Fund asset by at least five (5) years with a threshold value of at least \$25,000; for example, the replacement of a major component of the asset such as roofs, HVAC systems, electrical systems, fire alarm systems, sprinkler systems that due to significant deterioration would constrain the remaining useful life of the asset; or
- Significantly reduce future maintenance cost over the remaining life of the asset providing for a reduction in future maintenance costs that are greater than the cost of the project

The current dedicated CRR millage of 0.0866 mills (as of FY 2025) is estimated to generate \$4.4 million for the CRR Fund based on the preliminary property tax value increase of 6.9 percent for FY 2026. This represents a \$0.3 million increase in CRR dollars available for capital projects from last year, based on the preliminary property values which were received from the Miami-Dade County Property Appraiser on May 30, 2025. This estimated revenue will be updated again following the distribution of the Certified Taxable Values that will be provided by the Miami-Dade County Property Appraiser on July 1, 2025.

For FY 2026, \$4.6 million is available for CRR projects, which includes \$0.2 million in CRR funds available from prior years, as compared to \$25.2 million in funding requested for new and existing projects. Fourteen (14) projects totaling \$4.6 million are recommended, as prioritized below.

- Historic City Hall 90-Year Recertification - \$750,000
- Miami Beach Police Athletic League (PAL) Building 40-Year Certification - \$100,000
- 210 2nd Street Building (former Police Criminal Investigations Division Annex) 40-Year Certification (split-funded) - \$201,224
- Citywide Building Recertification - \$300,000
- Scott Rakow Youth Center (SRYC) Fire Alarm Replacement (split-funded) - \$286,989
- Fire Station #4 – Roof Replacement (partial funding) - \$106,989
- 1755 Building Chiller Repairs - \$250,000
- Fire Station #1 - Replace Exhaust System - \$285,000
- Fire Station #2 - Replace Exhaust System - \$200,000
- Fire Station #3 - Replace Exhaust System - \$228,000
- Fire Station #4 - Replace Exhaust System (split-funded) - \$177,054
- Miami Beach Police Department (MBPD) Headquarters Exterior Waterproofing and Paint - \$500,000
- Historic City Hall Exterior Windows Sealing - \$250,000
- Historic City Hall Energy Efficient Windows (split-funded/partial funding) - \$937,128

PAY-AS-YOU-GO (PAYGO) FUNDS

PAYGO funds help ensure adequate ongoing reinvestment in the City's capital assets. This funding can be used for any general government purpose and is the most flexible funding source in the Capital Budget.

Prior to FY 2019, the PAYGO fund had been historically funded by the General Fund at \$2.4 million annually. During the development of the FY 2019 budget, the Commission approved a dedicated millage rate for PAYGO funding, which would allow for the growth of this fund over time as property values increase.

For FY 2025, the millage rate of 0.1020 was estimated to generate \$4.9 million. Based on the preliminary property values received on May 30, 2025, the estimated FY 2026 revenue is \$5.2 million. This represents a \$0.3 million increase in PAYGO dollars available for capital projects from the previous year. This estimated revenue will be updated again following the distribution of the Certified Taxable Values that will be provided by the Miami-Dade County Property Appraiser on July 1, 2025.

As recommended above, available PAYGO dollars for FY 2026 also include the following:

1. General Fund FY 2025 second quarter projected surplus from golf course operations - \$2.6 million
2. 30% of FY 2026 projected General Fund interest income - \$2.4 million

After incorporating the funds above totaling \$10.2 million, as well as \$13.1 million in available PAYGO funds from prior years, the total available for Capital PAYGO projects is \$23.2 million, as compared to \$79.9 million in funding requested for new and existing projects. Thirteen (13) projects totaling approximately \$23.2 million are recommended for funding, as prioritized below.

- MBPD Garage Flood Mitigation Improvements (grant-funded) - \$1,500,000
- Normandy Shores Clubhouse Molding Façade Replacement - \$255,000
- North Shore Park Youth Center (NSPYC) Roof Parapet Painting/Repairs (split-funded) - \$52,657
- Citywide Bonded Aggregate - \$350,000
- Citywide Bridges - \$600,000
- West Avenue Phase III – (grant applied for/split-funded/partial funding) - \$531,503
- FDOT Alton Road Utilities Relocation (split-funded) - \$43,242
- Baywalk Phase II (grant-funded/additional funding – GOB/split-funded/partial funding) - \$2,478,501
- Miami Beach Golf Course Renovation (partial funding) - \$2,996,000
- Miami Beach Golf Clubhouse Carpet Replacement - \$93,000
- Normandy Shores Golf Club Range Tee Shade - \$150,000
- Fire Station #1 - New Facility (grant-funded/additional funding - GOB) - \$13,801,948
- MBPD Training Unit Tenant Improvements (South Shore Community Center) - \$400,000

RESORT TAX QUALITY OF LIFE FUNDS

Quality of Life funding is provided by the one percent Resort Tax on room rents, which was approved by referendum on November 3, 1992. This additional tax became effective on October 1, 1996. As part of the FY 2014 budget adoption, a fifth category for Transportation was created from the Quality of Life resort tax funds in addition to the existing allocations for the Arts, and tourism-related capital projects in North, Middle, and South Beach.

Prior to FY 2015, 50% of the third penny of Resort Tax funded the five categories above and 50% funded debt service on Redevelopment Agency (RDA) bonds as a supplemental pledge until RDA funds became available as taxable values increased over time. During FY 2015, the Resort Tax pledge from the RDA bonds was released resulting in an additional \$6.1 million becoming available for funding the five (5) Quality of Life categories.

During FY 2015 the allocations were revised to provide additional funding for Transportation (45%) to increase the capacity of the trolley system and provide additional funding for capital projects in North (15%), Middle (15%), and South Beach (15%). The allocation for Arts remained at 10%.

During the FY 2019 budget process, the Finance and Economic Resiliency Committee recommended, and the City Commission approved, the revision of the allocations with an increase in the distribution to the Transportation Fund to help support the cost of the City's trolley program.

The Transportation Fund now receives 60% of Quality of Life funds with the remaining 40% being distributed evenly among North Beach, Middle Beach, South Beach, and the Arts. These allocations have remained the same since FY 2019.

Based on the projected FY 2026 Resort Tax revenues, it is estimated that the dollars allocated to each of these funds will increase compared to last year as outlined below.

	FY 2025 Adopted	FY 2026 Preliminary	\$ Variance	% Variance
North Beach Quality of Life	\$1,761,000	\$1,791,000	\$30,000	1.7%
Middle Beach Quality of Life	1,761,000	1,791,000	30,000	1.7%
South Beach Quality of Life	1,761,000	1,791,000	30,000	1.7%

For FY 2026, the preliminary capital projects recommended for funding are listed below.

Quality of Life – South Beach

- Ocean Rescue Headquarters 40-Year Certification - \$153,000
- Botanical Gardens 60-Year Certification - \$200,000
- Beachwalk Bollards Citywide (split-funded/partial funding) - \$493,272
- Lifeguard Towers Cross Braces Replacement (Citywide) (split-funded) - \$250,000
- Beach Showers Improvements (Citywide) - \$250,000
- Mermaid Sculpture Restoration - \$133,000
- South Pointe Park Community Center - \$100,000
- South Pointe Park Splash Pad - \$500,000
- South Pointe Park Paver Pathways - \$200,000
- Citywide Park Landscaping Improvements (partial funding) - \$56,064
- Citywide Street Lighting Improvements (split-funded/funding swap) - \$1,000
- Smart Lighting Master Plan (split-funded/funding swap) – (\$1,000)

Quality of Life – Mid Beach

- Citywide Street Lighting Improvements (split-funded/funding swap) - \$601,000
- 41st Street Corridor (additional funding - GOB/partial funding) - \$3,170,115
- Smart Lighting Master Plan (split-funded/funding swap) – (\$601,000)

Quality of Life – North Beach

- Shane Rowing Center 40-Year Certification - \$150,000
- Beachwalk Bollards Citywide (split-funded/partial funding) - \$1,011,219
- Lifeguard Towers Cross Braces Replacement (Citywide/split-funded) - \$250,000
- 72nd Street Community Complex (additional funding-GOB/split-funded) - \$1,955,045
- Citywide Street Lighting Improvements (split-funded/funding swap) - \$601,000
- Smart Lighting Master Plan (split-funded/funding swap) – (\$601,000)
- Miami Beach Bandshell Stage Deck Replacement - \$87,000
- Miami Beach Bandshell Restroom Renovation - \$35,000

OTHER FUNDING SOURCES

The preliminary FY 2026 Capital Budget also recommends the following projects from various funding sources as shown below.

- **Capital Reserve Fund**
 - Marine Patrol Facility Replacement (additional funding GOB) - \$4,270,928

Convention Center

- **2015 Resort Tax Bonds**
 - Miami Beach Convention Center South Wall Repairs (split-funded) - \$2,040,000
 - Convention Center Roof Replacement (split-funded) - \$573,583
- **2015 RDA Bonds**
 - Convention Center Renovation Punch List Items (funding swap) - \$500,000
 - Convention Center Roof Replacement (split-funded) - \$504,788
 - 17th Street North Improvements – (\$1,939,134) (*project to be defunded as the City will not be moving forward with the 17th Street road project at this time*)
- **Convention Center Operating Fund**
 - Convention Center Attic Stock of Carpet for Venue - \$200,000
 - Convention Center Permanent/Portable Cafe 2nd Floor - \$100,000
 - Convention Center Permanent/Portable Cafés Lobby - \$200,000
 - Convention Center Replace Exhibit Hall Light Fixtures - \$2,500,000
 - Convention Center Replace/Upgrade East Kitchen Equipment - \$450,000
 - Convention Center Additional Classroom Tables - \$44,000
 - Convention Center Additional 6' Tables - \$45,000
 - Convention Center Digital Signage/Workstations - \$688,110
 - Convention Center Roof Replacement (split-funded) - \$7,081,629
- **Convention Center Renewal & Replacement Fund**
 - Convention Center Outside Dampers HVAC Replacement - \$1,000,000
 - Convention Center Restroom Partitions - \$153,000
 - Convention Center Point of Sale (POS) Terminals Replacement - \$300,000

City Center RDA Funds

- **RDA City Center Renewal & Replacement Fund**
 - City Hall Restroom Renovations (split-funded/partial funding) - \$360,627
- **RDA City Center Capital Fund**
 - Collins Canal Enhancement Project - \$1,022,374

Parking Funds

- **RDA Anchor Garage Fund**
 - 16th Street Garage Waterproofing Traffic Coat Sealer - \$500,000
- **RDA Penn Garage Fund**
 - Penn Garage-Fire Sprinkler Renewal - \$900,000
- **RDA Collins Park Garage Fund**
 - Collins Park Garage Deck Waterproof Coating - \$500,000
- **7th Street Garage Fund**
 - 7th Street Garage Façade Beautification - \$1,020,000

- **Fees in Lieu of Parking Fund (North Beach)**
 - 72nd Street Community Complex (additional funding-GOB/split-funded) - \$2,022,197
- **1998 Parking Debt Service Fund**
 - Parking Garages Stairwell Railing Replacement (split-funded) - \$122,430
- **2010 Parking Bonds Fund**
 - 1755 Meridian Garage Fire Sprinkler (split-funded) - \$366,000
 - 17th Street Garage Bathroom Drain Repair - \$50,000
 - Parking Garages Stairwell Railing Replacement (split-funded) - \$129,935
- **2015 Parking Bonds Fund**
 - Convention Center Parking Deck Expansion Joints (split-funded) - \$113,256
- **Parking Capital Fund**
 - 1755 Meridian Garage Fire Sprinkler (split-funded) - \$534,000
 - Convention Center Parking Deck Expansion Joints (split-funded) - \$3,888,480
 - 1755 Meridian Garage Elevator - \$640,500
 - 17th Street Garage Restroom Expansion/Upgrade - \$50,000
 - Parking Garages Stairwell Railing Replacement (split-funded) - \$2,635
 - 1755 Meridian Garage Exterior Metal Frame Restoration - \$500,000
 - Citywide Parking Lots Improvements Phase II - \$750,000
 - 72nd Street Community Complex (additional funding-GOB/split-funded) - \$21,957,823
 - 5th & Alton CCTV Camera Upgrades - \$34,000
 - 5th & Alton Elevator/Escalator Replacement - \$207,000
 - Underground Infrastructure (Trees) (funding swap/split-funded) - \$110,000

Transportation Funds

- **Concurrency Management & Mobility Fee Fund**
 - West Ave Bicycle Lanes Phase II - \$140,000
 - Bicycle Lanes/Shared Use Path Improvements (grant-funded/split-funded/partial funding swap) - \$1,118,773
- **Concurrency Mitigation Fund**
 - South Pointe Drive Protected Bike Lane (*this project's scope will be completed as a part of the South of Fifth Traffic Calming project*) – (\$161,000)
- **Local Option Gas Tax Fund**
 - Bicycle Lanes/Shared Use Path Improvements (grant-funded/split-funded/funding swap) – (\$800,000)

Water & Sewer Funds

- **Water & Sewer Capital Fund**
 - FDOT Alton Rd. Utilities Relocation (split-funded) - \$4,275,659
 - Wastewater Stations Rehabilitation (grant-funded/split-funded) - \$4,320,000
 - Water Pump Stations Improvements (grant-funded/split-funded) - \$5,784,929
 - Wastewater Manhole Rehabilitation (split-funded) - \$1,500,000
 - DERM & EPA Consent Decree (split-funded) - \$1,000,000
 - 17th Street Improvements Phase I – (\$800,000) (*project to be defunded as the City will not be moving forward with the 17th Street road project at this time*)
- **2017 Water & Sewer Bonds**
 - FDOT Alton Road Utilities Relocation (split-funded) - \$3,717,721

- **2010 Water & Sewer Bonds**
 - FDOT Alton Road Utilities Relocation (split-funded) - \$835
- **Water & Sewer Impact Fees**
 - FDOT Alton Road Utilities Relocation (split-funded) - \$353,777
- **2006 Gulf Breeze Bond Fund**
 - FDOT Alton Road Utilities Relocation (split-funded) - \$5,227
- **2000 Water & Sewer Bonds**
 - FDOT Alton Road Utilities Relocation (split-funded) - \$21,610

Stormwater Funds

- **Resiliency Funds**
 - West Avenue Phase III (grant applied for/split-funded) - \$1,578,030
 - Citywide Seawall Rehab (grant-funded/split-funded) - \$5,900,000
- **Stormwater Projects – MDC ILA Bonds**
 - West Ave Phase II (grant-funded) - \$88,952
 - North Shore Neighborhood Improvements (funding swap) – (\$450,000)
 - North Shore D - Town Center (grant-funded/split-funded/funding swap) - \$450,000
 - Nuisance Flooding Mitigation (split-funded) - \$200,000
- **Stormwater Capital Fund**
 - Collins Park Ancillary Improvements (split-funded) - \$1,097,300
 - 17th Street Improvements Phase I – (\$1,200,000) (*project to be defunded as the City will not be moving forward with the 17th Street road project at this time*)
 - Shane Rowing Watersport Seawall - \$1,400,000

Bonds/Miscellaneous/Mixed-Use Funds

- **Tree Preservation Trust Fund**
 - Underground Infrastructure (Trees) (funding swap/split-funded) - \$110,000
- **North Beach Public Benefits Fund**
 - North Shore Park & Youth Center (NSPYC) Roof Parapet Painting/Repairs (split-funded) - \$147,343
- **Art In Public Places (AiPP) Fund**
 - AiPP Annual Restoration - \$75,000
- **Capital Project (Non-Bond) Funds**
 - Historic City Hall Energy Efficient Windows (split-funded/partial funding) - \$62,872
- **1999 General Obligation Bonds – Neighborhood Fund**
 - FDOT Alton Road Utilities Relocation (split-funded) - \$465
- **2003 General Obligation Bonds – Fire Safety Fund**
 - Fire Station #4 – Replacement of Exhaust System (split-funded) - \$22,946
- **2003 General Obligation Bonds – Parks & Beaches Fund**
 - Scott Rakow Youth Center (SRYC) Fire Alarm Replacement (split-funded) - \$13,011
- **2003 General Obligation Bonds – Neighborhood Fund**
 - FDOT Alton Rd. Utilities Relocation (split-funded) - \$16,885
 - Baywalk Phase 2 (grant-funded/additional funding - GOB/split-funded) - \$21,627

- **South Pointe Capital Fund**
 - 210 2nd Street Building (former Police Criminal Investigations Division Annex) 40-Year Certification (split-funded) - \$2,776
- **2019 General Obligation Bonds – Neighborhood Fund**
 - GO#40: 41st Street Corridor (split-funded) - \$76,748
- **2023A General Obligation Bonds – Arts & Culture Fund**
 - ACGO#11: North Beach Oceanfront Center (split-funded) - \$1,845,789
- **2023B General Obligation Bonds – Arts & Culture Fund**
 - ACGO#1: Bass Museum of Art (split-funded) - \$600,000

Other Enterprise and Internal Service Funds

- **Fleet Management Fund**
 - FY 2026 Vehicle/Equipment Replacement - \$9,587,800
- **IT Communications Fund**
 - Fire Admin Building UPS System Renewal (funding swap) - \$39,000

FISCAL IMPACT STATEMENT

N/A

Does this Ordinance require a Business Impact Estimate? (FOR ORDINANCES ONLY)

The Business Impact Estimate (BIE) was published on .

See BIE at: <https://www.miamibeachfl.gov/city-hall/city-clerk/meeting-notices/>

FINANCIAL INFORMATION

See the information provided above

CONCLUSION

The Administration's approach during this year's Capital Budget development process is to fund all critical renewal and replacement projects that extend the useful life of existing City facilities and to fund as many key existing projects with budget gaps as possible. This year's recommendations also took into consideration the need to allocate funding to address improvements to many public-facing assets, including parks and recreation facilities and public safety enhancements.

In September, two (2) public hearings will be held per the State of Florida's Truth-In-Millage (TRIM) requirements. The first public hearing currently scheduled on September 17, 2025 will be to adopt the tentative FY 2026 Capital Budget and FY 2026-2030 Capital Improvement Plan. The second public hearing currently scheduled on September 30, 2025 will be to adopt the final FY 2026 Capital Budget and FY 2026-2030 Capital Improvement Plan, including the final FY 2026 Capital Budgets and FY 2026-2030 Capital Improvement Plans for the City Center Redevelopment Area and North Beach Community Redevelopment Area. Both public hearings will be held after 5:00 p.m. in the City's Commission Chambers at 1700 Convention Drive, 3rd Floor, Miami Beach, Florida 33139.

EC/JDG/TOS

Attachment A – Preliminary FY 2026 Capital Budget and FY 2026-2030 Capital Improvement Plan
Prioritization by Funding Source

Applicable Area

Citywide

**Is this a “Residents Right to Know” item,
pursuant to City Code Section 2-17?**

Yes

**Is this item related to a G.O. Bond
Project?**

Yes

**Was this Agenda Item initially requested by a lobbyist which, as defined in Code Sec. 2-481,
includes a principal engaged in lobbying?** No

If so, specify the name of lobbyist(s) and principal(s):

Department

Management and Budget

Sponsor(s)

Co-sponsor(s)


Condensed Title

Fiscal Year 2026 Preliminary Capital Budget Update




1


Capital Improvement Program



Official statement of public policy regarding long-range physical development in Miami Beach



Proposed funding plan for next 5 years

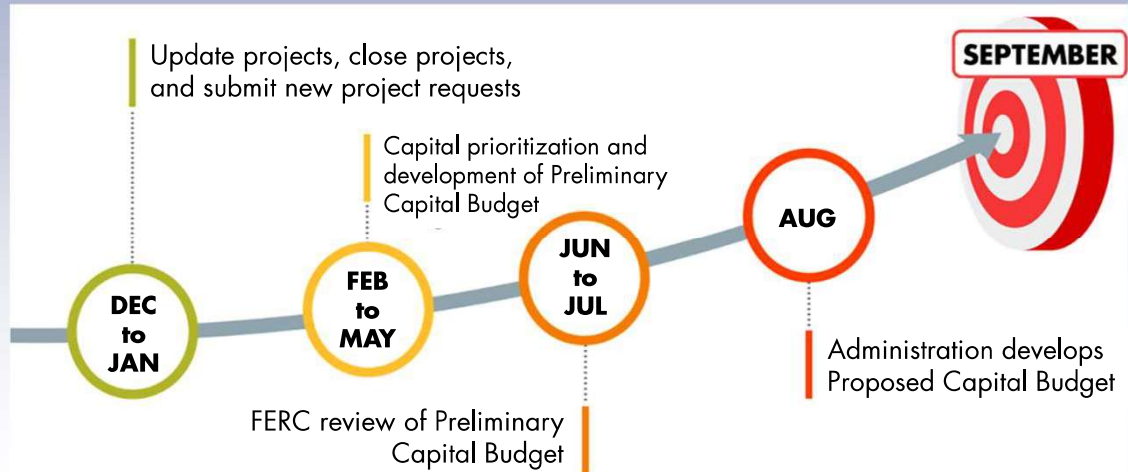


First year of the plan is appropriated in FY 2026 budget

MIAMIBEACH

2

Capital Budget Development Timeline



MIAMIBEACH

3

FY 2026
Unfunded
Capital
Needs

MIAMIBEACH

4

FY 2026 Unfunded Capital Needs

Fund	Requested	Recommended	Unfunded
Utilities (Water/Sewer/Stormwater)	\$122,538,559	\$29,244,040	\$93,294,519
Capital Pay As You Go (PAYGO)	79,907,741	23,251,851	56,655,890
Parking	42,754,256	34,398,256	8,356,000
Capital Renewal & Replacement (CRR)	25,204,606	4,572,384	20,632,222
Resort Tax Quality of Life (QOL)	18,695,449	8,993,715	9,701,734
Convention Center	14,440,976	14,440,976	-
Transportation	2,389,032	297,773	2,091,259
Other	21,987,191	18,276,191	3,711,000
Total	\$327,917,810	\$133,475,186	\$194,442,624

MIAMIBEACH

5



6

Allocation Strategy

- ✓ Fund high priority projects in CRR and PAYGO
- ✓ Fund key existing projects with budget gaps
- ✓ Allocate matching funds for projects eligible for grants
- ✓ Utilize older available bond dollars first
- ✓ Allocate other funds (as available) such as Parking, Transportation, Water & Sewer, and Stormwater

MIAMIBEACH

7

Capital Funding Strategy

- Based on the FY 2025 and FY 2026 operating budgets, the following is recommended:

Source	Amount
#1 – Transfer <u>projected</u> FY 2025 General Fund Golf Course Surplus (as of Q2) to Capital PAYGO for Miami Beach Golf Course Project	\$2,576,000
#2 – Allocate 30% of Projected FY 2026 General Fund Interest Income for one-time capital projects (<u>approved as FY 2025 enhancement</u>)	2,400,000
Total	\$4,976,000

MIAMIBEACH

8

Commission Capital Project Requests

Item	\$ Requested	Resolution #/Meeting
72 nd Street Community Complex (Additional Funding for GOB project)	\$25,935,065	✓ Commission Meeting – 12/11/24
Fire Station #1 – New Facility (Grant Funded/Additional Funding for GOB project)	13,801,948	✓ Resolution #2024-33402
Collins Ave. 63 rd - 87 th Terr. Lighting & Sidewalk Improvements	13,104,250	Resolution #2025-33573
Marine Science Education Center & Museum (7605 Collins Purchase)	6,530,000	Resolution #2025-33691
Collins Ave. 5 th - 15 th Street Lighting & Sidewalk Improvements	5,241,700	Resolution #2024-33435
Lummas Park Critical Infrastructure	5,100,000	Resolution #2025-33495
41 st Street Corridor (Additional Funding for GOB project)	4,560,130	✓ Resolution #2024-33446
Sunset Island II Park Improvements	1,736,534	Resolution #2025-33658
Subtotal	\$76,009,627	

Note: Items with check (✓) marks are fully or partially recommended for funding in FY 2026

MIAMIBEACH

9

Commission Capital Project Requests

Item	\$ Requested	Resolution #/Meeting
Subtotal (from Previous Slide)	\$76,009,627	
Fleet Management Solar Panels	800,000	Resolution #2025-33469
Citywide Raised Crosswalks & Intersections	792,360	Resolution #2024-33117
Alton Court Alley	400,000	Resolution #2025-33462
Convention Center Drive/Prairie Ave Traffic Diversion	335,000	Resolution #2024-33374
Marine Park (Design/Permitting/Planning)	250,000	Resolution #2025-33626
Meridian Avenue Traffic Calming (42 nd – 47 th Street)	90,000	Resolution #2025-33505
Total	\$78,676,987	

Note: Items with check (✓) marks are fully or partially recommended for funding in FY 2026

MIAMIBEACH

10

FY 2026-2030 CIP by Funding Source

ATTACHMENT A

1. Organized by funding source
 - Capital Renewal & Replacement Fund (CRR)
 - Pay-As-You-Go Fund (PAYGO)
 - Resort Tax Quality of Life Funds (QOL)
 - Other Funds
2. Includes Administration's recommended FY 2026 funding (column highlighted in green in Attachment A)

MIAMIBEACH

11



12

Capital Renewal & Replacement Fund

CRR

- Established in FY 2005
- Used exclusively to provide dedicated funding for renewal and replacement of City facilities and infrastructure for General Fund assets
- Funded by dedicated millage rate
 - Preliminary property values increased by 6.9%
 - Millage of 0.0866 mills (same as FY 2025)
 - To be updated once certified property values received July 1, 2025

MIAMIBEACH

13

CRR Projects

CRR

1. Projects are listed on **pages 1-4** of Attachment A
 - Requests prioritized by the requesting departments with consideration given for:
 - Life safety
 - Criticality to continued operations
 - Budget gaps
 - Beyond useful life
 - Public-facing assets
2. Projects recommended for funding **total \$4.6M**
 - FY 2026 CRR millage rate of 0.0866 generates **\$4.4M***
 - Unfunded project requests total **\$20.6M**

**Estimated revenue will be updated on July 1, 2025*

MIAMIBEACH

14

Recommended Projects

CRR

Item	Project Name	\$
1	Historic City Hall 90-Year Recertification	750,000
2	Miami Beach Police Athletic League (PAL) Building 40-Year Certification	100,000
3	210 2 nd Street Building (former Police Criminal Investigations Division Annex) 40-Year Certification) (split-funded)	201,224
4	Citywide Building Recertification	300,000
5	Scott Rakow Youth Center (SRYC) Fire Alarm Replacement (split-funded)	286,989
9	Fire Station #4 - Roof Replacement (partial funding)	106,989
14	1755 Building Chiller Repairs	250,000
19	Fire Station #1 - Replace Exhaust System	285,000
20	Fire Station #2 - Replace Exhaust System	200,000
21	Fire Station #3 - Replace Exhaust System	228,000
Subtotal		\$2,708,202

MIAMIBEACH

15

Recommended Projects

CRR

Item	Project Name	\$
Subtotal (from Previous Slide)		\$2,708,202
22	Fire Station #4 - Replace Exhaust System (split-funded)	177,054
35	Miami Beach Police Department (MBPD) Exterior Waterproofing & Paint	500,000
79	Historic City Hall Exterior Windows - Sealing	250,000
80	Historic City Hall Energy Efficient Windows (split-funded/partial funding)	937,128
Total (Unallocated = \$0)		\$4,572,384

MIAMIBEACH

16



17

Capital PayGo Fund

PAYGO

- In FY 2019, dedicated millage rate adopted to allow for the growth of this fund over time
- Can be used for any general government purpose and is the most flexible funding source for capital projects
- Funded by dedicated millage rate
 - Preliminary property values increased by 6.9%
 - Millage of 0.1020 mills (same as FY 2025)
 - To be updated once certified property values received July 1, 2025

MIAMIBEACH

18

PayGo Projects

PAYGO

1. Projects are listed on **pages 4-6** of Attachment A
2. Projects recommended for funding **total \$23.2M**
 - FY 2026 PayGo millage rate generates **\$5.2M***
 - Other FY 2026 PayGo revenues include:
 - ✓ Recommended \$2.6 million transfer from General Fund based on projected FY 2025 Golf Courses surplus
 - ✓ Recommended transfer of \$2.4 million (30%) of projected FY 2026 General Fund Interest Income
 - Unfunded project requests total **\$56.7M**

**Estimated revenue will be updated on July 1, 2025*

MIAMIBEACH

19

Recommended Projects

PAYGO

Item	Project Name	\$
157	MBPD Garage Flood Mitigation Improvements (grant-funded)	1,500,000
163	Normandy Shores Clubhouse Molding Façade Replacement	255,000
164	NSPYC Roof Parapet Painting/Repairs (split-funded)	52,657
165	Citywide Bonded Aggregate	350,000
166	Citywide Bridges	600,000
169	West Avenue Ph III (grant applied for/split-funded/partial funding)	531,503
170	FDOT Alton Road Utilities Relocation (split-funded)	43,242
172	Baywalk Phase II (grant-funded/additional funding – GOB/split-funded/partial funding)	2,478,501
179	Miami Beach Golf Course Renovation (partial funding)	2,996,000
Subtotal		\$8,806,903

MIAMIBEACH

20

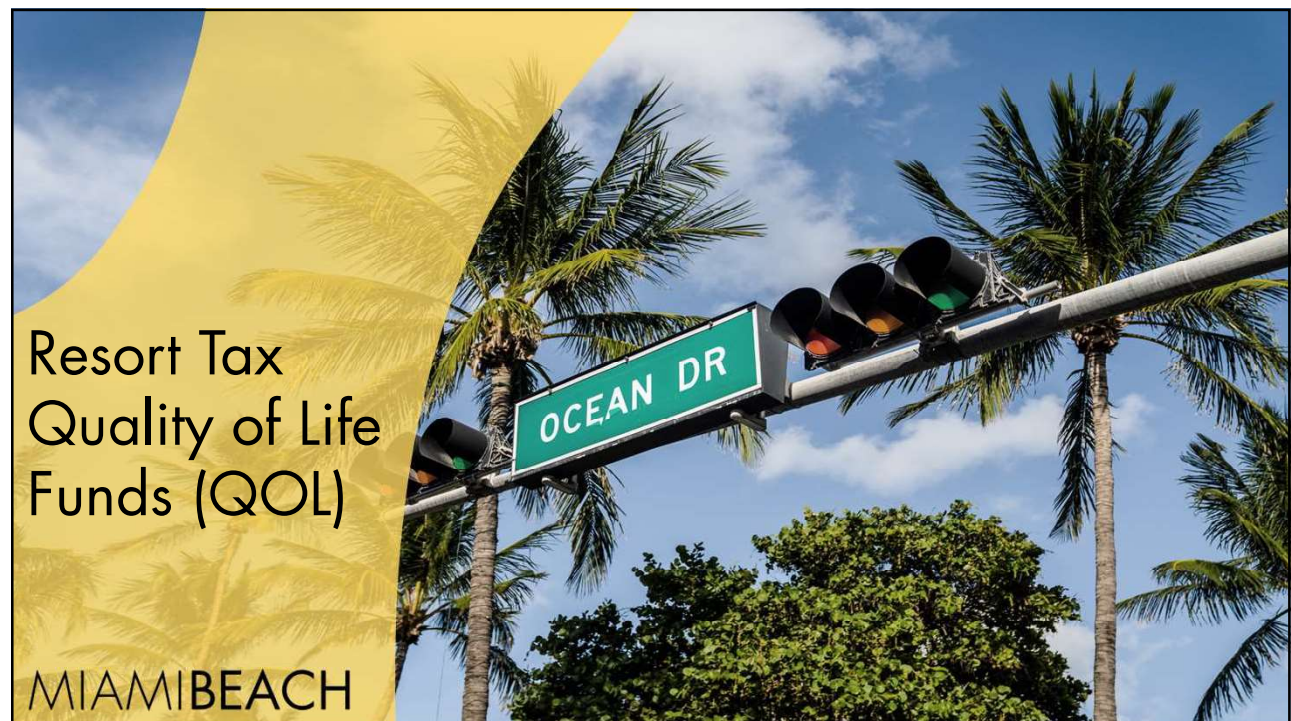
Recommended Projects

PAYGO

Item	Project Name	\$
Subtotal (from Previous Slide)		\$8,806,903
182	Miami Beach Golf Clubhouse Carpet Replacement	93,000
183	Normandy Shores Golf Club Range Tee Shade	150,000
200	Fire Station #1 - New Facility (grant-funded/additional funding - GOB)	13,801,948
204	MBPD Training Unit Tenant Improvements (South Shore Community Center)	400,000
Total (Unallocated = \$0)		\$23,251,851

MIAMIBEACH

21



22

Resort Tax – Quality of Life (QOL)

QUALITY OF LIFE

1. Projects are listed on **pages 6-7** of Attachment A
2. Generated from **1% Resort Tax** on room rents, which was approved by referendum on November 3, 1992
3. Eligible uses: **tourist-related capital projects**
4. Revenue amounts based on preliminary Resort Tax projections
 - 60% - Transportation (Trolley System)
 - 10% - Each zone within the City (North, Mid & South)
 - 10% - Arts

MIAMIBEACH

23

Recommended Projects

South Beach QOL

Item	Project Name	\$
257	Ocean Rescue Headquarters 40-Year Certification	153,000
258	Botanical Gardens 60-Year Certification	200,000
259	Beachwalk Bollards Citywide (split-funded/partial funding)	493,272
260	Lifeguard Towers Cross Braces Replacement (Citywide) (split-funded)	250,000
261	Beach Showers Improvements (Citywide)	250,000
262	Mermaid Sculpture Restoration	133,000
263	South Pointe Park Community Center	100,000
265	South Pointe Park Splash Pad	500,000
267	South Pointe Park Paver Pathways	200,000
Subtotal		\$2,279,272

MIAMIBEACH

24

Recommended Projects

South Beach QOL

Item	Project Name	\$
Subtotal (from Previous Slide)		\$2,279,272
268	Citywide Park Landscaping Improvements (partial funding)	56,064
270	Citywide Street Lighting Improvements (split-funded/funding swap)	1,000
274	Smart Lighting Master Plan (split-funded/funding swap)	(1,000)
South Beach QOL Total (Unallocated = \$0)		\$2,335,336

MIAMIBEACH

25

Recommended Projects

Mid Beach QOL

Item	Project Name	\$
281	Citywide Street Lighting Improvements (split-funded/funding swap)	601,000
284	41 st Street Corridor (additional funding-GOB/partial funding)	3,170,115
287	Smart Lighting Master Plan (split-funded/funding swap)	(601,000)
Mid Beach QOL Total (Unallocated = \$0)		\$3,170,115

MIAMIBEACH

26

Recommended Projects

North Beach QOL

Item	Project Name	\$
290	Shane Rowing Center 40-Year Certification	150,000
291	Beachwalk Bollards Citywide (split-funded/partial funding)	1,011,219
292	Lifeguard Towers Cross Braces Replacement (Citywide) (split-funded)	250,000
293	72 nd Street Community Complex (additional funding-GOB/split-funded)	1,955,045
297	Citywide Street Lighting Improvements (split-funded/funding swap)	601,000
300	Smart Lighting Master Plan (split-funded/funding swap)	(601,000)
301	Miami Beach Bandshell Stage Deck Replacement	87,000
302	Miami Beach Bandshell Restroom Renovation	35,000
North Beach QOL Total (Unallocated = \$0)		\$3,488,264

MIAMIBEACH

27



28

Recommended Projects

Convention Center

Item	Project Name	Fund	\$
305	Convention Center South Wall Repairs (split-funded)	2015 Resort Tax Bonds	2,040,000
306	Convention Center Roof Replacement (split-funded)	2015 Resort Tax Bonds	573,583
307	Convention Center Renovation Punch List Items (funding swap)	2015 RDA Bonds	500,000
308	Convention Center Roof Replacement (split-funded)	2015 RDA Bonds	504,788
309	17 th Street North Improvements (project to be defunded)	2015 RDA Bonds	(1,939,134)
311	Convention Center Attic Stock of Carpet for Venue	CC Operating Fund	200,000
312	Convention Center Permanent/Portable Cafe 2nd Floor	CC Operating Fund	100,000
313	Convention Center Permanent/Portable Cafés Lobby	CC Operating Fund	200,000
314	Convention Center Replace Exhibit Hall Light Fixtures	CC Operating Fund	2,500,000
315	Convention Center Replace/Upgrade East Kitchen Equipment	CC Operating Fund	450,000
Subtotal			\$5,129,237

MIAMIBEACH

29

Recommended Projects

Convention Center

Item	Project Name	Fund	\$
Subtotal (from Previous Slide)			\$5,129,237
316	Convention Center Additional Classroom Tables	CC Operating Fund	44,000
317	Convention Center Additional 6' Tables	CC Operating Fund	45,000
318	Convention Center Digital Signage/Workstations	CC Operating Fund	688,110
319	Convention Center Roof Replacement (split-funded)	CC Operating Fund	7,081,629
332	Convention Center Outside Dampers HVAC Replacement	CC R&R	1,000,000
334	Convention Center Restroom Partitions	CC R&R	153,000
347	Convention Center Point of Sale Terminals Replacement	CC R&R	300,000
Convention Center Total			\$14,440,976

MIAMIBEACH

30

Recommended Projects

Parking

Item	Project Name	Fund	\$
Subtotal (from Previous Slide)			\$5,723,818
375	1755 Meridian Garage Fire Sprinkler (split-funded)	Parking Capital	534,000
377	Convention Center Parking Deck Expansion Joints (split-funded)	Parking Capital	3,888,480
379	1755 Meridian Garage Elevator	Parking Capital	640,500
381	17 th Street Garage Restroom Expansion/Upgrade	Parking Capital	50,000
383	Parking Garages Stairwell Railing Replacement (split-funded)	Parking Capital	2,635
393	1755 Garage Exterior Metal Frame Restoration	Parking Capital	500,000
404	Citywide Parking Lots Improvements Phase 2	Parking Capital	750,000
405	72 nd Street Community Complex (additional funding-GOB/split-funded)	Parking Capital	21,957,823
406	5 th & Alton Garage CCTV Upgrades	Parking Capital	34,000
Subtotal			\$34,081,256

MIAMIBEACH

33

Recommended Projects

Parking

Item	Project Name	Fund	\$
Subtotal (from Previous Slide)			\$34,081,256
407	5 th & Alton Garage Elevator/Escalator Replacement	Parking Capital	207,000
408	Underground Infrastructure (Trees) (funding swap/split-funded)	Parking Capital	110,000
Parking Total			\$34,398,256

MIAMIBEACH

34



35

Recommended Projects

Transportation	Item	Project Name	Fund	\$
	442	West Ave Bicycle Lanes Phase II	Concurrency Management & Mobility Fee	140,000
	443	Bicycle Lanes/Shared Use Path Improvements (grant-funded/split-funded/partial funding swap)	Concurrency Management & Mobility Fee	1,118,773
	453	South Pointe Drive Protected Bike Lane (Scope to be incorporated in the South of Fifth Traffic Calming Project)	Concurrency Mitigation	(161,000)
	454	Bicycle Lanes/Shared Use Path Improvements (grant-funded/split-funded/funding swap)	LOGT	(800,000)
Transportation Total				\$297,773

MIAMIBEACH

36



37

Budget Gap Summary – Water & Sewer

FY 2026	
Project Requests	\$104.9 M
Available Water & Sewer Funds	5.3 M
Unfunded Projects	(\$99.6 M)
Recommended Release of Renewal & Replacement Reserves	14.9 M
Unfunded Projects	(\$84.7 M)

**Total Water & Sewer Fund Renewal & Replacement Reserve is \$15.7 M*

MIAMIBEACH

38

Recommended Projects – Water & Sewer

Utilities

Item	Project Name	Fund	\$
457	FDOT Alton Road Utilities Relocation (split-funded)	W&S Capital	4,275,659
458	Wastewater Stations Rehabilitation (grant-funded/split-funded)	W&S Capital	4,320,000
459	Water Pump Stations Improvements (grant-funded/split-funded)	W&S Capital	5,784,929
460	Wastewater Manhole Rehabilitation (split-funded)	W&S Capital	1,500,000
461	DERM & EPA Consent Decree (split-funded)	W&S Capital	1,000,000
462	17 th Street Improvements Phase I (project to be defunded)	W&S Capital	(800,000)
463	FDOT Alton Road Utilities Relocation (split-funded)	2017 W&S Bonds	3,717,721
464	FDOT Alton Road Utilities Relocation (split-funded)	2010 W&S Bonds	835
465	FDOT Alton Road Utilities Relocation (split-funded)	W&S Impact Fees	353,777
466	FDOT Alton Road Utilities Relocation (split-funded)	2006 Gulf Breeze	5,227
467	FDOT Alton Road Utilities Relocation (split-funded)	2000 W&S Bonds	21,610
W&S Total			\$20,179,758

MIAMIBEACH

39


Recommended Projects – Stormwater

Utilities

Item	Project Name	Fund	\$
484	West Avenue Phase III (grant applied for/split-funded)	Resiliency	1,578,030
486	Citywide Seawall Rehab (grant-funded/split-funded)	Resiliency	5,900,000
492	West Ave Phase II (grant-funded)	SW – MDC ILA	88,952
493	North Shore Neighborhood Improvements (funding swap)	SW – MDC ILA	(450,000)
494	North Shore D - Town Center (grant-funded/split-funded/funding swap)	SW – MDC ILA	450,000
495	Nuisance Flooding Mitigation (split-funded)	SW – MDC ILA	200,000
496	Collins Park Ancillary Improvements (split-funded)	SW Capital	1,097,300
500	17 th Street Improvements Phase I (project to be defunded)	SW Capital	(1,200,000)
503	Shane Rowing Watersport Seawall	SW Capital	1,400,000
Stormwater Total			\$9,064,282

MIAMIBEACH

40



41

Recommended Projects

Item	Project Name	Fund	\$
256	Marine Patrol Facility Replacement (additional funding - GOB)	Capital Reserve	4,270,928
356	City Hall Restroom Renovations (split-funded/partial funding)	RDA City Ctr R&R	360,627
359	Collins Canal Enhancement Project	RDA City Ctr Capital	1,022,374
508	Underground Infrastructure (Trees) (funding swap/split-funded)	Tree Preservation Trust	110,000
509	NSPYC Roof Parapet Painting/Repairs (split-funded)	NB Public Benefits	147,343
510	AiPP Annual Restoration	Art In Public Places	75,000
511	Historic City Hall Energy Efficient Windows (split-funded/partial funding)	Capital Project	62,872
512	FDOT Alton Road Utilities Relocation (split-funded)	1999 GO Bonds	465
513	Fire Station #4 – Replacement of Exhaust System (split-funded)	2003 GO Bonds	22,946
514	SRYC Fire Alarm Replacement (split-funded)	2003 GO Bonds	13,011
Subtotal			\$6,085,566

MIAMIBEACH

42

Recommended Projects

Other Funds

Item	Project Name	Fund	\$
Subtotal (from Previous Slide)			\$6,085,566
515	FDOT Alton Road Utilities Relocation (split-funded)	2003 GO Bonds	16,885
516	Baywalk Phase 2 (grant-funded/additional funding GOB/split-funded)	2003 GO Bonds	21,627
517	210 2 nd Street Building (former Police Criminal Investigations Division Annex) 40-Year Certification) (split-funded)	South Pointe Capital	2,776
518	GO#40: 41 st St. Corridor – Additional Scope (split-funded)	2019 GO Bonds	76,748
520	ACGO#11: North Beach Oceanfront Center UNIDAD Shoring & Structural Repairs (split-funded)	2023A GO Bonds	1,845,789
521	ACGO#1: Bass Museum of Art Bass Museum Rotunda Roof Replacement - \$200,000 Bass Museum 40 Year Recertification - \$400,000 (split-funded)	2023B GO Bonds	600,000
543	FY 2026 Vehicle/Equipment Replacement	Fleet Management	9,587,800
550	Fire Admin Building UPS System Renewal (funding swap)	IT	39,000
Other Funds Total			\$18,276,191

MIAMIBEACH

43

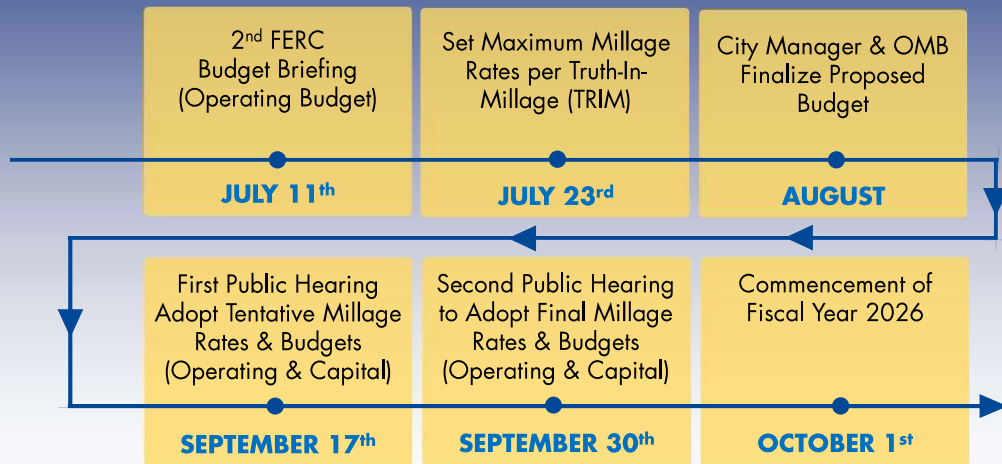
Next Steps in
FY 2026
Budget Process

MIAMIBEACH



44

Next Steps in FY 2026 Budget Process



MIAMIBEACH

45



46

CITY OF MIAMI BEACH
FY 2026 - 2030 CAPITAL IMPROVEMENT PLAN BY FUNDING SUMMARY

ITEM #	PROJECT	PROJECT NAME	Previous Years	FY 2025 Amended Budget	FY 2026 Programmed	FY 2026 New Requests	FY 2026 Requests	FY 2026 Proposed	FY 2026 Unfunded Requests	FY 2027 Programmed	FY 2028 Programmed	FY 2029 Programmed	FY 2030 Programmed	Total
CRR/PAYGO														
125 CAPITAL RENEWAL & REPLACEMENT														
1	64021	HISTORIC CITY HALL 90 YEAR RECERTIFICATION	1,066,000	1,000,000	1,000,000	(250,000)	750,000	750,000	-	750,000	750,000	-	-	4,316,000
2	66326	PAL BUILDING-40 YEAR CERTIFICATION	-	-	-	100,000	100,000	100,000	-	-	-	-	-	100,000
3	FAC002	210 2ND STREET BUILDING (FORMER POLICE CRIMINAL INVESTIGATIONS DIVISION ANNEX) 40-YEAR CERTIFICATION (Split-funded with Line: 517)	-	-	-	201,224	201,224	201,224	-	-	-	-	-	201,224
4	63925	CITYWIDE BUILDING RECERTIFICATION	300,000	-	-	300,000	300,000	300,000	-	300,000	300,000	300,000	300,000	1,800,000
5	FAC003	SRYC FIRE ALARM REPLACEMENT (Split-funded with Line: 514)	-	-	-	286,989	286,989	286,989	-	-	-	-	-	286,989
6	FAC004	CITY HALL NEW FIRE JOCKEY PUMP	-	-	-	100,000	100,000	-	100,000	-	-	-	-	100,000
7	FAC005	OCEAN RESCUE HQ NEW STAND-BY GENERATOR	-	-	-	150,000	150,000	-	150,000	-	-	-	-	150,000
8	FAC006	FIRE STATION #2 - RESTROOM/PLUMBING RENOVATION	-	-	-	255,000	255,000	-	255,000	-	-	-	-	255,000
9	FAC007	FIRE STATION #4 - ROOF REPLACEMENT	-	-	-	357,000	357,000	106,989	250,011	-	-	-	-	357,000
10	62231	NB OCEANFRONT BUILDING SHORING-STRUCTURAL REPAIRS (UNIDAD - ADDITIONAL FUNDING-GOB)	-	-	-	66,711	66,711	-	66,711	1,912,500	-	-	-	1,979,211
11	67126	UNIDAD ELEVATOR NEW VESTIBULE AREA	-	-	100,000	-	100,000	-	100,000	-	-	-	-	100,000
12	60626	FIRE STATION #2 - AWNING STRUCTURE	-	-	244,000	-	244,000	-	244,000	-	-	-	-	244,000
13	FAC010	777 ELEVATORS RENOVATION	-	-	-	300,000	300,000	-	300,000	-	-	-	-	300,000
14	FAC011	1755 BUILDING CHILLER REPAIRS	-	-	-	250,000	250,000	250,000	-	-	-	-	-	250,000
15	FAC012	CITY HALL CHILLER REPLACEMENT	-	-	-	700,000	700,000	-	700,000	-	-	-	-	700,000
16	67326	CITY HALL GLASS ELEVATORS MODRNZTN	-	-	-	300,000	300,000	-	300,000	-	-	-	-	300,000
17	63623	FIRE STATION #1 - ROLLUP DOOR RENEWAL	-	-	-	200,000	200,000	-	200,000	-	-	-	-	200,000
18	FAC015	BEACHWALK PONDING REMEDIATION (CITYWIDE)	-	-	-	250,000	250,000	-	250,000	250,000	250,000	-	-	750,000
19	67927	FIRE STATION #1 - REPL. EXHAUST SYSTEM	-	-	-	285,000	285,000	285,000	-	-	-	-	-	285,000
20	65127	FIRE STATION #2 - REPL. EXHAUST SYSTEM	-	-	-	200,000	200,000	200,000	-	-	-	-	-	200,000
21	66527	FIRE STATION #3 - REPL. EXHAUST SYSTEM	-	-	-	228,000	228,000	228,000	-	-	-	-	-	228,000
22	66727	FIRE STATION #4 - REPL. EXHAUST SYSTEM (Split-funded with Line: 513)	-	-	-	177,054	177,054	177,054	-	-	-	-	-	177,054
23	FAC016	PAL BUILDING ROOF REPLACEMENT	-	-	-	306,000	306,000	-	306,000	-	-	-	-	306,000
24	FAC017	MBPD COMMUNITY ROOM ROOF REPLACEMENT	-	-	-	200,000	200,000	-	200,000	-	-	-	-	200,000
25	FAC018	MBPD FIRING RANGE FILTRATION SYSTEM /HVAC IMPROVEMENTS	-	-	-	300,000	300,000	-	300,000	-	-	-	-	300,000
26	FAC021	FIRE STATION #1 - INTERIOR REMODEL/UPGRADES	-	-	-	250,000	250,000	-	250,000	250,000	-	-	-	500,000
27	FAC022	CITY HALL HVAC CONTROLS IMPROVEMENTS	-	-	-	300,000	300,000	-	300,000	-	-	-	-	300,000
28	FAC023	FIRE STATION #1 - PLUMBING UPGRADES	-	-	-	150,000	150,000	-	150,000	150,000	-	-	-	300,000
29	FAC024	CITY HALL LED LIGHT RETROFIT	-	-	-	200,000	200,000	-	200,000	-	-	-	-	200,000
30	FAC025	PARKS & GREENSPACE OLD TRAILER FLOOR REPLACEMENT	-	-	-	200,000	200,000	-	200,000	-	-	-	-	200,000
31	FAC026	MBPD HVAC/CONTROLLER IMPROVEMENTS	-	-	-	250,000	250,000	-	250,000	250,000	250,000	250,000	-	1,000,000
32	FAC027	LINCOLN RD POND FILTRATION/PLUMBING/PUMPS IMPROVEMENTS (1100 BLOCK)	-	-	-	400,000	400,000	-	400,000	-	-	-	-	400,000
33	FAC028	GREENSPACE WAREHOUSE RESTROOM RENOVATION	-	-	-	100,000	100,000	-	100,000	-	-	-	-	100,000
34	FAC029	LINCOLN ROAD ELECTRICAL IMPROVEMENTS	-	-	-	500,000	500,000	-	500,000	-	-	-	-	500,000
35	63027	MBPD EXTERIOR WATERPROOFING AND PAINT	-	-	-	500,000	500,000	500,000	-	-	-	-	-	500,000
36	FAC032	MBPD ELECTRICAL UPGRADES	-	-	-	200,000	200,000	-	200,000	200,000	200,000	200,000	-	800,000
37	FAC033	CITY CENTER COMPOUND EXTERIOR LIGHTING UPGRADES	-	-	-	600,000	600,000	-	600,000	-	-	-	-	600,000
38	FAC035	PUBLIC WORKS YARD WINDOWS REPLACEMENT	-	-	-	459,000	459,000	-	459,000	-	-	-	-	459,000
39	66325	CITY HALL PEDESTRIAN BRIDGE LOUVERS	-	-	100,000	250,000	350,000	-	350,000	-	-	-	-	350,000
40	FAC036	STILLWATER PARK BUILDING RENOVATION	-	-	-	200,000	200,000	-	200,000	-	-	-	-	200,000
41	FAC038	MBPD CRIME SCENE OFFICE PLUMBING IMPROVEMENTS	-	-	-	300,000	300,000	-	300,000	-	-	-	-	300,000
42	63927	1755 MERIDIAN BUILDING INTERIOR LIGHT RENOVATION	-	-	-	500,000	500,000	-	500,000	-	-	-	-	500,000
43	64527	CRESPI PARK BUILDING RENOVATION	-	-	-	200,000	200,000	-	200,000	-	-	-	-	200,000
44	FAC040	CITY HALL 2, 3, & 4 HALLWAYS FLOOR REPLACEMENT	-	-	-	250,000	250,000	-	250,000	-	-	-	-	250,000
45	FAC041	TATUM PARK BUILDING RENOVATION	-	-	-	200,000	200,000	-	200,000	-	-	-	-	200,000
46	FAC042	NORMANDY POOL RESTROOMS RENOVATION	-	-	-	200,000	200,000	-	200,000	-	-	-	-	200,000
47	FAC044	BASS MUSEUM ROLLUP DOORS REPLACEMENT	-	-	-	300,000	300,000	-	300,000	-	-	-	-	300,000
48	67428	FIRE STATION #2 - EXTERIOR PAINTING	-	-	200,000	-	200,000	-	200,000	-	-	-	-	200,000
49	FAC045	SRYC INTERIOR PAINTING & WATERPROOF	-	-	-	300,000	300,000	-	300,000	-	-	-	-	300,000

**CITY OF MIAMI BEACH
FY 2026 - 2030 CAPITAL IMPROVEMENT PLAN BY FUNDING SUMMARY**

ITEM #	PROJECT	PROJECT NAME	Previous Years	FY 2025 Amended Budget	FY 2026 Programmed	FY 2026 New Requests	FY 2026 Requests	FY 2026 Proposed	FY 2026 Unfunded Requests	FY 2027 Programmed	FY 2028 Programmed	FY 2029 Programmed	FY 2030 Programmed	Total
50	67328	FIRE STATION #3 - EXTERIOR PAINTING	-	-	200,000		200,000		200,000	-	-	-	-	200,000
51	FAC047	NORMANDY POOL PERIMETER FENCE REPLACEMENT	-	-	-	300,000	300,000		300,000	-	-	-	-	300,000
52	FAC049	FIRE PREVENTION CONFERENCE ROOM REMODEL (777 BLDG.)	-	-	-	100,000	100,000		100,000	-	-	-	-	100,000
53	FAC050	MBPD NESS DRAINAGE IMPROVEMENTS	-	-	-	200,000	200,000		200,000	-	-	-	-	200,000
54	FAC053	FLAMINGO PARK NEWHAM FIELD HOUSE IMPROV.	-	-	-	150,000	150,000		150,000	-	-	-	-	150,000
55	FAC054	FIRE STATION #3 - BAY DOORS REPLACEMENT	-	-	-	350,000	350,000		350,000	-	-	-	-	350,000
56	FAC055	CITY HALL 3RD FLOOR RAILING RESTORATION	-	-	-	-	-		-	300,000	-	-	-	300,000
57	FAC057	FLAMINGO PARK TRACK & FIELD RESTROOMS RENOVATION	-	-	-	306,000	306,000		306,000	-	-	-	-	306,000
58	FAC059	PUMP STATIONS ROOF IMPROVEMENTS	-	-	-	100,000	100,000		100,000	100,000	100,000	-	-	300,000
59	FAC062	FIRE STATION #1 - EXT. FACADE REPAIRS WATERPROOF/PAINT	-	-	-	400,000	400,000		400,000	-	-	-	-	400,000
60	63423	NORMANDY POOL LIGHTING IMPROVEMENT	-	-	41,000	59,000	100,000		100,000	-	-	-	-	100,000
61	60426	FIRE STATION #2 ADMIN-INT. PAINTING	-	-	96,000	4,000	100,000		100,000	-	-	-	-	100,000
62	64925	NORMANDY ISLE POOL ELECTRCL IMPROVEMENTS	-	-	40,000	60,000	100,000		100,000	-	-	-	-	100,000
63	63723	FIRE ADMINISTRATION FLOOR RENEWAL	-	-	50,000	50,000	100,000		100,000	-	-	-	-	100,000
64	64625	KITTY CAMPUS SIDEWALK RAMP AND RAIL	-	-	200,000		200,000		200,000	-	-	-	-	200,000
65	67528	FIRE STATION #2 - SUPPORT SERVICES	-	-	150,000		150,000		150,000	-	-	-	-	150,000
66	FAC064	NSPYC PAINTING/WATERPROOF	-	-	-	400,000	400,000		400,000	-	-	-	-	400,000
67	63523	FIRE STATION #1 - BATHROOMS RENOVATION	-	-	-	255,000	255,000		255,000	-	-	-	-	255,000
68	FAC065	777 LOBBY FLOOR REPLACEMENT	-	-	-	200,000	200,000		200,000	-	-	-	-	200,000
69	FAC066	NSPYC VCT FLOORING REPLACEMENT	-	-	-	400,000	400,000		400,000	-	-	-	-	400,000
70	60826	FIRE STATION #3 - WATCH OFFICE RENOVATION	-	-	61,000	19,000	80,000		80,000	-	-	-	-	80,000
71	FAC068	777 BLDG. HVAC/BMS (Building Management System) IMPROVEMENTS	-	-	-	400,000	400,000		400,000	-	-	-	-	400,000
72	65025	ART DECO 30 GAL WATER HEATER	-	-	50,000		50,000		50,000	-	-	-	-	50,000
73	61521	CITY HALL LOADING DOCK RESURFACING	-	-	70,000	30,000	100,000		100,000	-	-	-	-	100,000
74	60526	FIRE STATION #2 ADMIN - 1ST & 2ND FL	-	-	96,000	54,000	150,000		150,000	-	-	-	-	150,000
75	61726	CITY HALL WOODEN DOOR REPLACEMENTS (Split-funded with Line: 357)	-	-	300,000	(300,000)	-		-	-	-	-	-	-
76	65520	MBPD NESS PAINTING, FLOORING	-	-	234,000		234,000		234,000	-	-	-	-	234,000
77	63023	HISTORIC CITY HALL 2ND FLOOR RESTROOMS	-	-	74,000	26,000	100,000		100,000	-	-	-	-	100,000
78	FAC070	FIRE STATION #2 BAY - MECHANICAL DOORS REPLACEMENT	-	-	-	300,000	300,000		300,000	-	-	-	-	300,000
79	61126	HISTORIC CITY HALL EXTERIOR WINDOWS-SEALING	-	-	199,340	50,660	250,000	250,000	-	250,000	-	-	-	500,000
80	63422	HISTORIC CITY HALL ENERGY EFFICIENT WINDOWS (Split-funded with Line: 511)	-	-	52,000	1,415,128	1,467,128	937,128	530,000	1,530,000	-	-	-	2,997,128
81	60726	FIRE STATION #2 -LED LIGHT RETROFIT	-	-	84,000	16,000	100,000		100,000	-	-	-	-	100,000
82	66928	CITY HALL WINDOW TREATMENT (Funding swap)	-	-	-	-	-		-	100,000	-	-	-	100,000
83	60926	HISTORIC CITY HALL PAINTED FINISH	-	-	244,000	(244,000)	-		-	-	-	-	-	-
84	67228	777 BLDG. RAILING REPLACEMENT -ADA	-	-	125,000		125,000		125,000	-	-	-	-	125,000
85	67128	777 BLDG. EXTERIOR PAINTING & WATER	-	-	250,000	150,000	400,000		400,000	-	-	-	-	400,000
86	68526	FIRE STATION #3 WINDOWS REPLACEMENT	-	-	200,000	80,500	280,500		280,500	-	-	-	-	280,500
87	61026	HISTORIC CITY HALL 1ST/2ND FLOOR EXTERIOR WINDOWS	-	-	98,000	(98,000)	-		-	-	-	-	-	-
88	62622	HISTORIC CITY HALL FRONT ELEVATION	-	-	69,000	(69,000)	-		-	-	-	-	-	-
89	68128	OCEAN RESCUE HQ INTERIOR REMODELING	-	-	200,000	(100,000)	100,000		100,000	100,000	-	-	-	200,000
90	62822	INTERNAL AFFAIRS RESTROOM RENOVATION	-	-	139,000		139,000		139,000	-	-	-	-	139,000
91	63323	MBPD NESS DOCK RENOVATION	-	-	77,000	229,000	306,000		306,000	-	-	-	-	306,000
92	FAC071	FIRE STATION #4 - BOAT DOCK REPLACEMENT	-	-	-	306,000	306,000		306,000	-	-	-	-	306,000
93	66425	POLICE SOUTH SUBSTATION IMPROVEMENT	-	-	200,000		200,000		200,000	-	-	-	-	200,000
94	65125	64TH ST RESTROOM DOOR SYSTEMS RENEWAL	-	-	50,000		50,000		50,000	-	-	-	-	50,000
95	68226	CITY HALL ACOUSTICAL CEILING TILE	-	-	200,000		200,000		200,000	200,000	-	-	-	400,000
96	68126	CITY HALL CARPET REPLACEMENT	-	-	400,000		400,000		400,000	200,000	-	-	-	600,000
97	FAC072	PUBLIC WORKS YARD PUMP ROOM REPURPOSE	-	-	-	510,000	510,000		510,000	-	-	-	-	510,000
98	FAC073	EV CHARGING STATION GRANT	-	-	-	455,000	455,000	-	455,000	-	-	-	-	455,000
99	POL001	POLICE CRIME SCENE ALTERNATE LIGHT SOURCE	-	-	-	125,000	125,000		125,000	-	-	-	-	125,000
100	PWK002	PUBLIC WORKS YARD RENOVATIONS	-	-	-	550,000	550,000		550,000	-	-	-	-	550,000
101	63823	FIRE ADMIN BLDG UPS SYSTEM RENEWAL (Funding swap)	-	-	39,000	(39,000)	-		-	-	-	-	-	-
102	67028	FIRE STATION #4 PAINT & WATERPROOFING	-	57,390	200,000	(200,000)	-		-	-	-	-	-	57,390

**CITY OF MIAMI BEACH
FY 2026 - 2030 CAPITAL IMPROVEMENT PLAN BY FUNDING SUMMARY**

ITEM #	PROJECT	PROJECT NAME	Previous Years	FY 2025 Amended Budget	FY 2026 Programmed	FY 2026 New Requests	FY 2026 Requests	FY 2026 Proposed	FY 2026 Unfunded Requests	FY 2027 Programmed	FY 2028 Programmed	FY 2029 Programmed	FY 2030 Programmed	Total
103	67628	NORTH SHORE MAINTENANCE STORAGE FACILITY	-	-	150,000	(150,000)	-	-	-	-	-	-	-	-
104	67926	POLICE- 2ND STREET OFFICE EXPANSION	-	-	250,000	(250,000)	-	-	-	-	-	-	-	-
105	20328	SCOTT RAKOW YOUTH CNTR ICE RINK ROOF	-	-	-	-	-	-	-	-	400,000	-	-	400,000
106	60328	OCEAN RESCUE EXTERIOR DOOR REPLACEMENT	-	-	-	-	-	-	-	-	80,000	-	-	80,000
107	60427	NORTH SHORE COMMUNITY CENTER - HVAC	-	-	-	-	-	-	-	35,000	-	-	-	35,000
108	61121	SCOTT RAKOW YOUTH CENTER-KITCHEN	-	-	-	-	-	-	-	150,000	-	-	-	150,000
109	63729	1755 BUILDING ELEVATOR CONTROLS	-	-	-	-	-	-	-	-	-	100,000	-	100,000
110	63829	53RD STREET RESTROOM DOOR ASSEMBLY	-	-	-	-	-	-	-	-	-	35,000	-	35,000
111	63929	ART DECO ACT SYSTEM RENEWAL	-	-	-	-	-	-	-	-	-	60,000	-	60,000
112	64029	ART DECO ELECTRIC CONTROLS RENEWAL	-	-	-	-	-	-	-	-	-	60,000	-	60,000
113	64129	ART DECO ELEVATOR CONTROL PANEL RENEWAL	-	-	-	-	-	-	-	-	-	25,000	-	25,000
114	64229	ART DECO EXT. STAIRS TERRAZO MEDIUM	-	-	-	-	-	-	-	-	-	60,000	-	60,000
115	64329	ART DECO FOUNTAIN EQUIPMENT RENEWAL	-	-	-	-	-	-	-	-	-	30,000	-	30,000
116	64429	ART DECO LANDSCAPE LIGHTING RENEWAL	-	-	-	-	-	-	-	-	-	50,000	-	50,000
117	64529	ART DECO MODIFIED BITUMEN RENEWAL	-	-	-	-	-	-	-	-	-	235,000	-	235,000
118	64629	ART DECO STONE WALL/COQUINA RENEWAL	-	-	-	-	-	-	-	-	-	35,000	-	35,000
119	64729	ART DECO WATER COOLERS RENEWAL	-	-	-	-	-	-	-	-	-	50,000	-	50,000
120	64829	ART DECO COOLING TOWER RENEWAL	-	-	-	-	-	-	-	-	-	25,000	-	25,000
121	64929	BASS MUSEUM OF ART ADA - EXT. DOORS	-	-	-	-	-	-	-	-	-	60,000	-	60,000
122	65029	BASS MUSEUM OF ART PLUMBING FIXTURE	-	-	-	-	-	-	-	-	-	25,000	-	25,000
123	65129	BEACH PATROL HQ ACT SYSTEM RENEWAL	-	-	-	-	-	-	-	-	-	35,000	-	35,000
124	65229	BEACH PATROL HQ STRUCTURAL REPAIRS	-	-	-	-	-	-	-	-	-	50,000	-	50,000
125	65329	BEACH PATROL HQ LIGHTING RENEWAL	-	-	-	-	-	-	-	-	-	50,000	-	50,000
126	65429	BEACH PATROL HQ BITUMEN RENEWAL	-	-	-	-	-	-	-	-	-	50,000	-	50,000
127	65529	BEACH PATROL HQ WOOD RENEWAL	-	-	-	-	-	-	-	-	-	40,000	-	40,000
128	65628	NORMANDY ISLE PARK/POOL EXT LIGHTS	-	-	-	-	-	-	-	-	80,000	-	-	80,000
129	65629	BEACH PATROL HQ RESTROOMS REMODEL	-	-	-	-	-	-	-	-	-	180,000	-	180,000
130	65729	BOYS & GIRLS CLUB CONCRETE - SEALED	-	-	-	-	-	-	-	-	-	30,000	-	30,000
131	65828	SRYC ICE RINK DASHER BOARDS	-	-	-	-	-	-	-	-	500,000	-	-	500,000
132	65829	BOYS & GIRLS CLUB AIR HANDLER RENEWAL	-	-	-	-	-	-	-	-	-	25,000	-	25,000
133	65928	SRYC ICE RINK HVAC CONTROLS	-	-	-	-	-	-	-	-	40,000	-	-	40,000
134	65929	CARL FISHER CLUBHOUSE PAINT MASONRY	-	-	-	-	-	-	-	-	-	25,000	-	25,000
135	66028	SRYC BUILDING HVAC CONTROLS	-	-	-	-	-	-	-	-	120,000	-	-	120,000
136	66029	CITY HALL EXT. LANDING ELEVATION	-	-	-	-	-	-	-	-	-	30,000	-	30,000
137	66128	SRYC PAINTING & WATERPROOFING RENEWAL	-	-	-	-	-	-	-	-	300,000	-	-	300,000
138	66129	CITY HALL INTERIOR FIRE-RATED DOORS	-	-	-	-	-	-	-	-	-	50,000	-	50,000
139	66229	CITY HALL PARTITIONS - EGRESS	-	-	-	-	-	-	-	-	-	40,000	-	40,000
140	66329	CITY HALL PEDESTRIAN PAVEMENT RENEWAL	-	-	-	-	-	-	-	-	-	60,000	-	60,000
141	66429	COLONY THEATER INTERIOR PANIC H/W	-	-	-	-	-	-	-	-	-	50,000	-	50,000
142	66529	COLONY THEATER WATER COOLERS RENEWAL	-	-	-	-	-	-	-	-	-	50,000	-	50,000
143	66629	CRESPI PARK BUILDING EXHAUST SYSTEM	-	-	-	-	-	-	-	-	-	25,000	-	25,000
144	66729	CRESPI PARK BUILDING LIGHTING - EXT	-	-	-	-	-	-	-	-	-	25,000	-	25,000
145	66829	JACKIE GLEASON THEATER DOOR RENEWAL	-	-	-	-	-	-	-	-	-	50,000	-	50,000
146	66929	FIRE STATION #2 - ADA COMPLIANCE	-	-	-	-	-	-	-	-	-	25,000	-	25,000
147	67029	FIRE STATION #2 - GLASS BLOCK WALLS	-	-	-	-	-	-	-	-	-	100,000	-	100,000
148	67129	FIRE STATION #3 INTERIOR DOORS	-	-	-	-	-	-	-	-	-	50,000	-	50,000
149	67229	FIRE STATION #4 SECURITY SYSTEM	-	-	-	-	-	-	-	-	-	25,000	-	25,000
150	67329	FIRE STATION #4 WATER HEATER RENEWAL	-	-	-	-	-	-	-	-	-	55,000	-	55,000

CITY OF MIAMI BEACH
FY 2026 - 2030 CAPITAL IMPROVEMENT PLAN BY FUNDING SUMMARY

ITEM #	PROJECT	PROJECT NAME	Previous Years	FY 2025 Amended Budget	FY 2026 Programmed	FY 2026 New Requests	FY 2026 Requests	FY 2026 Proposed	FY 2026 Unfunded Requests	FY 2027 Programmed	FY 2028 Programmed	FY 2029 Programmed	FY 2030 Programmed	Total
151	67429	HISTORIC CITY HALL CONCRETE WALLS	-	-	-	-	-	-	-	-	-	50,000	-	50,000
152	67529	HISTORIC CITY HALL INTERIOR DOORS	-	-	-	-	-	-	-	-	-	65,000	-	65,000
153	67629	HISTORIC CITY HALL PARTITIONS - EGRESS	-	-	-	-	-	-	-	-	-	50,000	-	50,000
154	67829	MBPD GARAGE ADA - INTERIOR DOORS	-	-	-	-	-	-	-	-	-	50,000	-	50,000
155	67929	NORTH SHORE TENNIS CENTER FINISHES	-	-	-	-	-	-	-	-	-	30,000	-	30,000
156	68029	NORTH SHORE YOUTH CENTER RESTROOM	-	-	-	-	-	-	-	-	-	65,000	-	65,000
Fund Total:			1,366,000	1,057,390	6,532,340	18,672,266	25,204,606	4,572,384	20,632,222	7,027,500	3,370,000	3,030,000	300,000	41,355,496
								Fund 125 Available Balance	176,384					
								Projected Revenue	4,396,000					
								Remaining Available Balance	0					
302 PAY-AS-YOU-GO														
157	60827	MBPD GARAGE FLOOD MITIGATION IMPROVEMENTS (Grant Funded)	504,000	-	-	1,500,000	1,500,000	1,500,000	-	-	-	-	-	2,004,000
158	64821	SECURITY ENHANCEMENTS CITYWIDE	500,000	461,166	174,108	25,892	200,000	-	200,000	200,000	-	-	-	1,361,166
159	66718	BEACH STORAGE AREA ENCLOSURE & INFRASTRUCTURE IMPROVEMENTS	-	-	-	3,400,000	3,400,000	-	3,400,000	3,400,000	3,400,000	-	-	10,200,000
160	FAC077	FIRE STATION #2 FUEL TANK DISPENSER (NEW)	-	-	-	90,000	90,000	-	90,000	-	-	-	-	90,000
161	60525	ELECTRIC VEHICLE (EV) CHARGING STATIONS	156,482	643,518	500,000	-	500,000	-	500,000	500,000	500,000	-	-	2,300,000
162	64420	CITY HALL RESTROOM RENOVATIONS (Split-funded with line: 356)	-	365,689	-	47,373	47,373	-	47,373	-	-	-	-	413,062
163	FAC019	NORMANDY SHORES CLUBHOUSE MOLDING FAÇADE REPLACEMENT	-	-	-	255,000	255,000	255,000	-	-	-	-	-	255,000
164	67728	NSPYC ROOF PARAPET PAINTING/REPAIRS (Split-funded with Line: 509)	-	170,000	-	52,657	52,657	52,657	-	-	-	-	-	222,657
165	63521	CITYWIDE BONDED AGGREGATE	350,000	250,000	250,000	100,000	350,000	350,000	-	350,000	350,000	350,000	350,000	2,350,000
166	22920	CITYWIDE BRIDGES	5,275,202	808,701	4,684,194	(4,084,194)	600,000	600,000	-	4,084,194	3,030,245	1,236,555	1,972,777	17,007,674
167	60031	STAR ISLAND WATER TOWER RESTORATION	-	-	-	1,500,000	1,500,000	-	1,500,000	-	-	-	-	1,500,000
168	62024	HENRY LIEBMAN SQUARE SECURITY ENHNC	-	-	114,000	-	114,000	-	114,000	-	-	-	-	114,000
169	20525	WEST AVENUE PHASE III (Grant Applied for)(Split-funded with Lines: 468, 484, 487, 497)	-	-	3,977,472	-	3,977,472	531,503	3,445,969	-	-	-	-	3,977,472
170	20527	FDOT ALTON ROAD UTILITIES RELOCATION (Split-funded with Lines: 457, 463, 464, 465, 466, 467, 469, 488, 490, 491, 498, 512, 515)	250,000	-	-	43,242	43,242	43,242	-	-	-	-	-	293,242
171	20826	MOUNT SINAI BAYWALK	-	-	3,649,123	(3,649,123)	-	-	-	3,649,123	-	-	-	3,649,123
172	21018	BAYWALK PHASE 2 (Grant Funded)(ADDITIONAL FUNDING - GOB)(Split-Funded with Line: 516)	386,000	-	6,259,846	(3,714,931)	2,544,915	2,478,501	66,414	-	18,389,059	-	-	21,319,974
173	21025	MARINE PATROL DOCK IMPROVEMENTS (Grant Funded)	-	-	1,128,043	(1,128,043)	-	-	-	1,128,043	-	-	-	1,128,043
174	21126	PEDESTRIAN ONLY COMPACTED SAND PATH	-	-	3,677,634	(3,677,634)	-	-	-	3,677,634	-	-	-	3,677,634
175	65326	PARKVIEW ISLAND ENTRANCE IMPROVEMENTS	-	-	1,065,559	-	1,065,559	-	1,065,559	-	-	-	-	1,065,559
176	65822	MB MOORING FIELD W 200 BUOYS DESIGN (Grant Funded)	383,000	-	1,872,356	(1,872,356)	-	-	-	3,334,244	-	-	-	3,717,244
177	20926	LUMMUS PARK CRITICAL INFRASTRUCTURE	-	-	5,000,000	100,000	5,100,000	-	5,100,000	-	-	-	-	5,100,000
178	20822	FLAMINGO PARK FOOTBALL STADIUM TURF	-	-	1,336,500	-	1,336,500	-	1,336,500	-	-	-	-	1,336,500
179	20623	MB GOLF COURSE RENOVATION	1,000,000	2,343,000	5,817,000	-	5,817,000	2,996,000	2,821,000	-	-	-	-	9,160,000
180	20921	NORMANDY ISLE PARK PLAYGROUND	-	-	800,000	(800,000)	-	-	-	880,000	-	-	-	880,000
181	PKS006	POLO PARK BASKETBALL COURTS LIGHTING	-	-	-	315,000	315,000	-	315,000	-	-	-	-	315,000
182	60824	MB GOLF CLUBHOUSE CARPET REPLACEMENT	-	-	-	93,000	93,000	93,000	-	-	-	-	-	93,000
183	68627	N. SHORES GOLF CLUB RANGE TEE SHADE	-	-	150,000	-	150,000	150,000	-	-	-	-	-	150,000
184	PKS009	PARK RANGER BUILDING RENOVATION	-	-	-	200,000	200,000	-	200,000	-	-	-	-	200,000
185	60322	PARKS MAINTENANCE FACILITY RENOVATIONS	-	-	335,000	6,700	341,700	-	341,700	-	-	-	-	341,700
186	20423	FLAMINGO PARK FOOTBALL FENCE	-	-	633,000	-	633,000	-	633,000	-	-	-	-	633,000
187	69728	PINETREE DOG PARK FENCE REPLACEMENT	-	-	40,000	(40,000)	-	-	-	75,000	-	-	-	75,000
188	PKS002	SRYC ARTS/CRAFTS CABINETRY REPLACEMENT	-	-	-	200,000	200,000	-	200,000	-	-	-	-	200,000
189	PKS003	ALLISON PARK DOG PARK ARTIFICIAL TURF	-	-	-	106,000	106,000	-	106,000	-	-	-	-	106,000
190	60321	CITYWIDE PARKS COURT REPAIRS	-	105,000	105,000	-	105,000	-	105,000	105,000	105,000	105,000	-	525,000
191	60421	CITYWIDE FITNESS COURSE REPLACEMENT	-	32,902	100,000	-	100,000	-	100,000	100,000	100,000	100,000	-	432,902
192	PKS004	SUNSET ISLAND II PARK IMPROVEMENTS	-	-	-	1,736,534	1,736,534	-	1,736,534	-	-	-	-	1,736,534
193	PKS005	MID BEACH PARK DOG PARK	-	-	-	-	-	-	-	275,000	-	-	-	275,000
194	66518	AUDIO SYSTEM FOR ALL POOLS	-	-	100,000	-	100,000	-	100,000	-	-	-	-	100,000
195	68727	SCOTT RAKOW YOUTH CNTR INTERCOM SYSTEM	-	-	62,500	-	62,500	-	62,500	-	-	-	-	62,500
196	69428	BISCAYNE POINT PLAYGROUND	-	-	813,000	62,000	875,000	-	875,000	-	-	-	-	875,000
197	20587	1ST ST ALTON RD-WASHINGTON PH.1&2 (Grant Funded)(Split-funded with Line: 478)	-	-	5,400,000	(5,400,000)	-	-	-	5,400,000	-	-	-	5,400,000

**CITY OF MIAMI BEACH
FY 2026 - 2030 CAPITAL IMPROVEMENT PLAN BY FUNDING SUMMARY**

ITEM #	PROJECT	PROJECT NAME	Previous Years	FY 2025 Amended Budget	FY 2026 Programmed	FY 2026 New Requests	FY 2026 Requests	FY 2026 Proposed	FY 2026 Unfunded Requests	FY 2027 Programmed	FY 2028 Programmed	FY 2029 Programmed	FY 2030 Programmed	Total
198	60011	IRRIGATION SYSTEM ON CAUSEWAYS	-	275,000	-	200,000	200,000	-	200,000	-	-	-	-	475,000
199	60122	SOUNDSCAPE SOUND SYSTEM	-	-	2,700,000	(2,700,000)	-	-	-	-	-	-	-	-
200	22822	FIRE STATION #1 - NEW FACILITY (Grant Funded)(ADDITIONAL FUNDING - GOB)	6,750,600	-	-	13,801,948	13,801,948	13,801,948	-	-	-	-	-	20,552,548
201	61331	PALM VIEW TRAFFIC CALMING (Split-funded with Line: 456)	-	-	47,000	(47,000)	-	-	-	-	-	-	-	-
202	65426	UNDERGROUND INFRASTRUCTURE (TREES) (Funding swap)	-	220,000	220,000	(220,000)	-	-	-	-	-	-	-	220,000
203	PK5011	PRIDE PARK PLAYGROUND	-	-	-	400,000	400,000	-	400,000	-	-	-	-	400,000
204	FAC078	MBPD TRAINING UNIT TENANT IMPROVEMENTS	-	-	-	400,000	400,000	400,000	-	-	-	-	-	400,000
205	CIP001	FLAMINGO PARK BASEBALL FIELD (ADDITIONAL FUNDING - GOB)	-	-	-	5,252,673	5,252,673	-	5,252,673	-	-	-	-	5,252,673
206	PWK001	STREET & STREET LIGHTING POLES & FIXTURES	-	-	-	850,000	850,000	-	850,000	-	-	-	-	850,000
207	ENV001	MARINE PARK (DESIGN/PERMITTING/PLANNING)	-	-	-	250,000	250,000	-	250,000	-	-	-	-	250,000
208	PWK003	ALTON COURT ALLEY	-	-	-	400,000	400,000	-	400,000	-	-	-	-	400,000
209	PWK004	COLLINS AVENUE 5TH - 15TH ST LIGHTING & SIDEWALK IMPROVEMENTS	-	-	-	5,241,700	5,241,700	-	5,241,700	-	-	-	-	5,241,700
210	PWK005	COLLINS AVENUE 63RD - 87TH TERRACE LIGHTING & SIDEWALK IMPROVEMENTS	-	-	-	13,104,250	13,104,250	-	13,104,250	-	-	-	-	13,104,250
211	65625	MONUMENT ISLAND RESTORATION	1,120,191	-	-	-	-	-	-	795,414	-	-	-	1,915,605
212	20300	NORMANDY ISLE PARK TURF INSTALL	398,000	(89,523)	880,000	(880,000)	-	-	-	969,900	-	-	-	1,278,377
213	20523	STILLWATER PARK LIGHTING & SOCCER	-	-	-	-	-	-	-	481,000	-	-	-	481,000
214	20723	CRESPI PARK LIGHTING & MICRO SOCCER	-	-	481,000	(481,000)	-	-	-	-	481,000	-	-	481,000
215	20821	BISCAYNE ELEMENTARY SHARED FIELD LIGHTING	-	-	1,391,000	(1,391,000)	-	-	-	-	1,391,000	-	-	1,391,000
216	60924	NSPYC LOBBY RECONFIGURATION	-	-	372,000	(372,000)	-	-	-	430,000	-	-	-	430,000
217	66418	FLAMINGO PARK POOL DECK & PUMP ROOM	-	-	618,000	(618,000)	-	-	-	618,000	-	-	-	618,000
218	68929	FLAMINGO PARK BASEBALL SCOREBOARD	-	-	350,000	(350,000)	-	-	-	350,000	-	-	-	350,000
219	69125	SOUTH POINTE ELEMENTARY BASKETBALL	-	-	261,000	(261,000)	-	-	-	-	261,000	-	-	261,000
220	20825	COLLINS PARK PLAYGROUND	-	-	-	-	-	-	-	750,000	-	-	-	750,000
221	21021	NSPYC KITCHEN & CABINETRY ADDITION	-	-	-	-	-	-	-	344,000	-	-	-	344,000
222	60026	BELLE ISLE PARK PLAYGROUND REPLACEMENT	-	-	-	-	-	-	-	-	800,000	-	-	800,000
223	60123	CRESPI PARK PLAYGROUND REPLACEMENT	-	-	-	-	-	-	-	700,000	-	-	-	700,000
224	60126	MUSS PARK PLAYGROUND REPLACEMENT	-	-	-	-	-	-	-	700,000	-	-	-	700,000
225	60131	PARKVIEW ANNEX KAYAK LAUNCH IMPROVEMENTS	-	-	-	-	-	-	-	-	250,000	-	-	250,000
226	60223	POLO PARK PLAYGROUND REPLACEMENT	-	-	-	-	-	-	-	800,000	-	-	-	800,000
227	60226	PARK VIEW ISLAND PARK PLAYGROUND REPLACEMENT	-	-	-	-	-	-	-	-	700,000	-	-	700,000
228	60231	NORMANDY ISLE FENCE REPLACEMENT	-	-	-	-	-	-	-	-	190,000	-	-	190,000
229	60323	STILLWATER PLAYGROUND REPLACEMENT	-	-	-	-	-	-	-	800,000	-	-	-	800,000
230	60331	SCOTT RAKOW YOUTH CNTR NEW FLOORING	-	-	-	-	-	-	-	-	300,000	-	-	300,000
231	60431	BANDSHELL PARK DOMINO PAVILION IMPROVEMENTS	-	-	-	-	-	-	-	-	100,000	-	-	100,000
232	60523	FLAMINGO PARK FOOTBALL STAD RAILING	-	-	-	-	-	-	-	100,000	-	-	-	100,000
233	60531	VICTORY GARDEN DECORATIVE FENCE IMPROVEMENTS	-	-	-	-	-	-	-	-	50,000	-	-	50,000
234	60631	NSPYC NEW FLOORING-NON-SPORTS AREAS	-	-	-	-	-	-	-	-	-	300,000	-	300,000
235	60731	SKATE PARK CONCRETE AND FENCING IMPROVEMENTS	-	-	-	-	-	-	-	-	-	75,000	-	75,000
236	60831	PINETREE PARK COMMUNITY GARDEN FENCE	-	-	-	-	-	-	-	-	-	30,000	-	30,000
237	63319	PARK VIEW ISLAND ANNEX - DOG PARK	67,000	-	-	(34,282)	(34,282)	-	(34,282)	-	-	-	-	32,718
238	CIP005	MARINE SCIENCE EDUCATION CENTER & MUSEUM (7605 COLLINS)	-	-	-	6,530,000	6,530,000	-	6,530,000	-	-	-	-	6,530,000
239	63519	BUOY PARK REFORESTATION IMPROVEMENT	-	-	-	-	-	-	-	150,000	-	-	-	150,000
240	66228	SOUTH POINTE PRK REVETMENT IMPROVEMENT	-	-	-	-	-	-	-	-	10,000,000	-	-	10,000,000
241	68925	20TH STREET POCKET PARK - ADDITION	-	-	-	-	-	-	-	110,000	-	-	-	110,000
242	69029	NORMANDY SHORES GOLF CLUB PAINTING	-	-	-	-	-	-	-	80,000	-	-	-	80,000
243	69129	NORMANDY SHORES GOLF CLUB FACILITIES ROOF	-	-	-	-	-	-	-	50,000	-	-	-	50,000
244	69229	PALM ISLAND PARK COURTS FENCE	-	-	-	-	-	-	-	100,000	-	-	-	100,000
245	69329	FLAMINGO DOG PARK ARTIFICIAL TURF	-	-	-	-	-	-	-	350,000	-	-	-	350,000
246	69429	WASHINGTON ANNEX DOG PARK FENCE	-	-	-	-	-	-	-	30,000	-	-	-	30,000
247	69528	NORMANDY SHORES GOLF CLUB REEL GRINDERS	-	-	-	-	-	-	-	80,000	-	-	-	80,000
248	69529	WASHINGTON DOG PARK SPLASH PAD RENOVATION	-	-	-	-	-	-	-	100,000	-	-	-	100,000
249	69629	TATUM PARK PERIMETER FENCE REPLACEMENT	-	-	-	-	-	-	-	90,000	-	-	-	90,000
250	69829	MUSCLE BEACH SOUTH BEACH FITNESS EQUIPMENT (Split-funded with Line: 277)	-	-	-	-	-	-	-	-	250,000	-	-	250,000

CITY OF MIAMI BEACH
FY 2026 - 2030 CAPITAL IMPROVEMENT PLAN BY FUNDING SUMMARY

ITEM #	PROJECT	PROJECT NAME	Previous Years	FY 2025 Amended Budget	FY 2026 Programmed	FY 2026 New Requests	FY 2026 Requests	FY 2026 Proposed	FY 2026 Unfunded Requests	FY 2027 Programmed	FY 2028 Programmed	FY 2029 Programmed	FY 2030 Programmed	Total
251	20922	NORMANDY ISLES A (Split-funded with Lines: 480, 506)	-	-	-	-	-	-	-	-	1,411,661	-	-	1,411,661
252	21026	OVER-WATER INDIAN CREEK PEDESTRIAN	-	500,000	-	-	-	-	-	2,000,000	-	-	-	2,500,000
253	24120	NORTH SHORE D - TOWN CENTER (Grant Funded)(Split-funded with Lines: 482, 494, 507)	-	-	-	-	-	-	-	7,543,161	-	-	500,000	8,043,161
254	24229	1ST ST ALTON RD-WASHINGTON PH.3&4 (Split-funded with Lines: 483, 502)	-	-	-	-	-	-	-	-	-	7,400,000	-	7,400,000
255	CIP004	EUCLID CIRCLE PARK	-	-	-	-	-	-	-	-	-	-	6,000,000	6,000,000
Fund Total:			17,140,475	6,085,453	55,364,335	24,543,406	79,907,741	23,251,851	56,655,890	45,679,713	42,058,965	9,596,555	8,822,777	209,291,680
Fund 302 Available Balance								12,214,133						
Projected Revenue (Property Taxes)								5,143,718						
Projected Revenue (30% of GF Interest Income)								2,400,000						
FY 2024 Additional Transfer In from Parks Surplus (Golf Courses)								918,000						
FY 2025 Projected Transfer In from Parks Surplus (Golf Courses)								2,576,000						
Remaining Available Balance								0						
304 CAPITAL RESERVE														
256	20228	MARINE PATROL FACILITY REPLACEMENT (ADDITIONAL FUNDING - GOB)	-	2,700,056	-	4,270,928	4,270,928	4,270,928	-	-	-	-	-	6,970,984
Fund Total:			-	2,700,056	-	4,270,928	4,270,928	4,270,928	-	-	-	-	-	6,970,984
Fund 304 Available Balance								7,418,765						
Projected Revenue								978,000						
Remaining Available Balance								4,125,837						
CRR/PAYGO - TOTAL:			18,506,475	9,842,899	61,896,675	47,486,600	109,383,275	32,095,163	77,288,112	52,712,391	45,428,965	12,626,555	9,122,777	257,618,159
QUALITY OF LIFE														
305 SB QUALITY OF LIFE REST.TAX 1%														
257	FAC001	OCEAN RESCUE HQ 40 YEAR CERTIFICATION	-	-	-	153,000	153,000	153,000	-	-	-	-	-	153,000
258	66925	BOTANICAL GARDENS 60-YR CERTIFICATION	100,000	-	-	200,000	200,000	200,000	-	-	-	-	-	300,000
259	63826	BEACHWALK BOLLARDS CITYWIDE (Split-funded with Lines: 278, 291)	-	-	483,600	9,672	493,272	493,272	-	5,610,000	-	-	-	6,103,272
260	FAC013	LIFEGUARD TOWERS CROSS BRACES REPLACEMENT (CITYWIDE)(Split-funded with Lines: 279, 292)	-	-	-	250,000	250,000	250,000	-	250,000	250,000	250,000	-	1,000,000
261	FAC014	BEACH SHOWERS IMPROVEMENTS (CITYWIDE)	-	-	-	250,000	250,000	250,000	-	-	-	-	-	250,000
262	61824	MERMAID SCULPTURE RESTORATION	-	-	133,000	-	133,000	133,000	-	-	-	-	-	133,000
263	64825	SOUTH POINTE PARK COMMUNITY CENTER	-	140,000	-	100,000	100,000	100,000	-	-	-	-	-	240,000
264	20223	LUMMUS PARK PLAYGROUND REPLACEMENT	-	300,000	1,000,000	20,000	1,020,000	-	1,020,000	-	-	-	-	1,320,000
265	66022	SOUTH POINTE PARK SPLASH PAD	-	-	300,000	200,000	500,000	500,000	-	-	-	-	-	500,000
266	67025	FLAMINGO PARK FOOTBALL SCOREBOARD	-	-	350,000	(350,000)	-	-	-	350,000	-	-	-	350,000
267	69628	SOUTH POINTE PARK PAVER PATHWAYS	-	-	400,000	(200,000)	200,000	200,000	-	-	-	-	-	200,000
268	64621	CITYWIDE PARK LANDSCAPING IMPROVEMENTS	200,000	200,000	200,000	-	200,000	56,064	143,936	200,000	200,000	200,000	-	1,200,000
269	60931	LUMMUS PARK SPLASH PAD INSTALLATION	-	-	718,000	-	718,000	-	718,000	-	-	-	-	718,000
270	27800	CITYWIDE STREET LIGHTING IMPROVEMENTS (Split-funded with Lines: 281, 297)	201,988	-	-	1,000	1,000	1,000	-	503,233	296,767	-	-	1,002,988
271	66520	S. BEACH ROW LANDSCAPE RESTORATION	280,000	98,198	201,802	-	201,802	-	201,802	-	-	-	-	580,000
272	20625	CITYWIDE ALLEYWAY RESTORATION (Split-funded with Lines: 283, 296)	-	50,000	50,000	-	50,000	-	50,000	50,000	50,000	50,000	50,000	300,000
273	65126	COLLINS PARK ROTUNDA ARTISTIC PANEL (Related projects are partially Grant Funded)	-	-	940,444	(940,444)	-	-	-	-	-	-	-	-
274	64918	SMART LIGHTING MASTER PLAN (Split-funded with Lines: 287, 300)	664,012	-	503,233	(504,233)	(1,000)	(1,000)	-	-	-	-	-	663,012
275	60022	FLAMINGO PARK NORTH-SOUTH WALKWAY	-	-	-	-	-	-	-	300,000	-	-	-	300,000
276	67729	LUMMUS PARK RESTROOM - PLASTER RENEWAL	-	-	-	-	-	-	-	-	-	40,000	-	40,000
277	69829	MUSCIE BEACH SOUTH BEACH FITNESS EQUIPMENT (Split-funded with Line: 250)	-	-	-	-	-	-	-	-	250,000	-	-	250,000
Fund Total:			1,446,000	788,198	5,280,079	(811,005)	4,469,074	2,335,336	2,133,738	7,263,233	1,046,767	540,000	50,000	15,603,272
Fund 305 Available Balance								544,336						
Projected Revenue								1,791,000						
Remaining Available Balance								0						
306 MB QUALITY OF LIFE RESO.TX 1%														
278	63826	BEACHWALK BOLLARDS CITYWIDE (Split-funded with Lines: 259, 291)	-	520,200	480,000	1,692,600	2,172,600	-	2,172,600	-	-	-	-	2,692,800
279	FAC013	LIFEGUARD TOWERS CROSS BRACES REPLACEMENT (CITYWIDE)(Split-funded with Lines: 260, 292)	-	-	-	250,000	250,000	-	250,000	250,000	250,000	250,000	-	1,000,000
280	60824	MB GOLF CLUBHOUSE CARPET REPLACEMNT	-	-	85,000	(85,000)	-	-	-	-	-	-	-	-
281	27800	CITYWIDE STREET LIGHTING IMPROVEMENTS (Split-funded with Lines: 270, 297)	493,600	-	-	601,000	601,000	601,000	-	200,000	-	-	-	1,294,600
282	62019	MIDDLE BEACH ROW LANDSCAPE	182,000	50,000	50,000	-	50,000	-	50,000	-	-	-	-	282,000

**CITY OF MIAMI BEACH
FY 2026 - 2030 CAPITAL IMPROVEMENT PLAN BY FUNDING SUMMARY**

ITEM #	PROJECT	PROJECT NAME	Previous Years	FY 2025 Amended Budget	FY 2026 Programmed	FY 2026 New Requests	FY 2026 Requests	FY 2026 Proposed	FY 2026 Unfunded Requests	FY 2027 Programmed	FY 2028 Programmed	FY 2029 Programmed	FY 2030 Programmed	Total
283	20625	CITYWIDE ALLEYWAY RESTORATION (Split-funded with Lines: 272, 296)	-	60,000	50,000	-	50,000	-	50,000	50,000	50,000	50,000	50,000	310,000
284	CIP003	41ST STREET CORRIDOR (ADDITIONAL FUNDING-GOB)	-	-	-	4,560,130	4,560,130	3,170,115	1,390,015	-	-	-	-	4,560,130
285	60725	MB GOLF CLUB NEW PATIO AWNING	-	-	150,000	(150,000)	-	-	-	150,000	-	-	-	150,000
286	61224	MB GOLF COURSE REPAIR-HOLE3 EROSION	-	-	60,000	(60,000)	-	-	-	60,000	-	-	-	60,000
287	64918	SMART LIGHTING MASTER PLAN (Split-funded with Lines: 274, 300)	200,000	600,000	200,000	(801,000)	(601,000)	(601,000)	-	-	-	-	-	199,000
288	66322	NON-MOTORIZED VESSEL KAYAK LAUNCH	70,000	[40,363]	-	-	-	-	-	-	400,000	-	-	429,637
289	69729	MB GOLF CLUB PICKLEBALL FENCE	-	-	-	-	-	-	-	-	50,000	-	-	50,000
Fund Total:			945,600	1,189,837	1,075,000	6,007,730	7,082,730	3,170,115	3,912,615	710,000	750,000	300,000	50,000	11,028,167
								Fund 306 Available Balance	1,379,115					
								Projected Revenue	1,791,000					
								Remaining Available Balance	(0)					
307 NB QUAL OF LIFE RESORT TAX 1%														
290	66525	SHANE ROWING CTR 40YR CERTIFICATION	200,000	-	-	150,000	150,000	150,000	-	-	-	-	-	350,000
291	63826	BEACHWALK BOLLARDS CITYWIDE (Split-funded with Lines: 259, 278)	-	520,200	480,000	3,936,600	4,416,600	1,011,219	3,405,381	-	-	-	-	4,936,800
292	FAC013	LIFEGUARD TOWERS CROSS BRACES REPLACEMENT (CITYWIDE)[Split-funded with Lines: 260, 279]	-	-	-	250,000	250,000	250,000	-	250,000	250,000	250,000	-	1,000,000
293	22150	72ND STREET COMMUNITY COMPLEX (ADDITIONAL FUNDING-GOB)(Split-funded with Lines: 369, 405)	346,000	-	1,955,045	-	1,955,045	1,955,045	-	-	-	-	-	2,301,045
294	CIP002	LOG CABIN (ADDITIONAL FUNDING-GOB)	-	-	-	-	-	-	-	1,047,279	-	-	-	1,047,279
295	61619	NORTH BEACH ROW LANDSCAPING	469,613	200,000	200,000	-	200,000	-	200,000	-	-	-	-	869,613
296	20625	CITYWIDE ALLEYWAY RESTORATION (Split-funded with Lines: 272, 283)	-	100,000	50,000	-	50,000	-	50,000	50,000	50,000	50,000	50,000	350,000
297	27800	CITYWIDE STREET LIGHTING IMPROVEMENTS (Split-funded with Lines: 270, 281)	717	-	-	601,000	601,000	601,000	-	200,000	-	-	-	801,717
298	20023	ALLISON PARK PLAYGROUND REPLACEMENT	-	-	900,000	(900,000)	-	-	-	-	900,000	-	-	900,000
299	29550	SKATE PARK NORTH BEACH	150,280	-	2,341,053	(2,341,053)	-	-	-	-	2,341,053	-	-	2,491,333
300	64918	SMART LIGHTING MASTER PLAN (Split-funded with Lines: 274, 287)	796,883	200,000	200,000	(801,000)	(601,000)	(601,000)	-	-	-	-	-	395,883
301	PKS012	MIAMI BEACH BANDSHELL STAGE DECK REPLACEMENT	-	-	-	87,000	87,000	87,000	-	-	-	-	-	87,000
302	PKS013	MIAMI BEACH BANDSHELL RESTROOM RENOVATION	-	-	-	35,000	35,000	35,000	-	-	-	-	-	35,000
303	20024	ALTOS DEL MAR PARK PLAYGROUND	-	-	-	-	-	-	-	800,000	-	-	-	800,000
304	61124	NBOSP DOG PARK WATER FEATURE	-	-	-	-	-	-	-	95,500	-	-	-	95,500
Fund Total:			1,963,493	1,020,200	6,126,098	1,017,547	7,143,645	3,488,264	3,655,381	2,442,779	3,541,053	300,000	50,000	16,461,170
								Fund 307 Available Balance	1,697,264					
								Projected Revenue	1,791,000					
								Remaining Available Balance	(0)					
QUALITY OF LIFE - TOTAL:			4,355,093	2,998,235	12,481,177	6,214,272	18,695,449	8,993,715	9,701,734	10,416,012	5,337,820	1,140,000	150,000	43,092,609

**CITY OF MIAMI BEACH
FY 2026 - 2030 CAPITAL IMPROVEMENT PLAN BY FUNDING SUMMARY**

ITEM #	PROJECT	PROJECT NAME	Previous Years	FY 2025 Amended Budget	FY 2026 Programmed	FY 2026 New Requests	FY 2026 Requests	FY 2026 Proposed	FY 2026 Unfunded Requests	FY 2027 Programmed	FY 2028 Programmed	FY 2029 Programmed	FY 2030 Programmed	Total
CONVENTION CENTER														
308 RESORT TAX REV. BONDS 2015														
305	FAC060	CC SOUTH WALL REPAIRS (Split-funded with Lines: 331)	-	-	-	2,040,000	2,040,000	2,040,000	-	-	-	-	-	2,040,000
306	63129	CC ROOF REPLACEMENT (Split-funded with Lines: 308, 319, 345)	-	-	-	573,583	573,583	573,583	-	-	-	-	-	573,583
Fund Total:			-	-	-	2,613,583	2,613,583	2,613,583	-	-	-	-	-	2,613,583
Fund 308 Available Balance								2,613,583						
Projected Revenue														
Remaining Available Balance								0						
309 RDA SERIES 2015A														
307	23123	CC RENOVATION PUNCH LIST ITEMS (Funding swap)	501,000	500,000	-	500,000	500,000	500,000	-	-	-	-	-	1,501,000
308	63129	CC ROOF REPLACEMENT (Split-funded with Lines: 306, 319, 345)	-	6,627,016	-	504,788	504,788	504,788	-	-	-	-	-	7,131,804
309	29320	17TH ST NORTH IMPROVEMENTS	2,000,000	-	-	(1,939,134)	(1,939,134)	(1,939,134)	-	-	-	-	-	60,866
Fund Total:			2,501,000	7,127,016	-	(934,346)	(934,346)	(934,346)	-	-	-	-	-	8,693,670
Fund 309 Available Balance								1,004,788						
Projected Revenue														
Remaining Available Balance								1,939,134						
440 CONVENTION CENTER OPERATIONS														
310	63926	CC MEETING/BALLROOM RECEPTACLES	-	-	-	-	-	-	-	300,000	-	-	-	300,000
311	66328	CC ATTIC STOCK OF CARPET FOR VENUE	-	-	200,000	-	200,000	200,000	-	200,000	200,000	-	-	600,000
312	69425	CC PERMANENT/PORTABLE CAFE 2ND FLOOR	-	-	100,000	-	100,000	100,000	-	-	-	-	-	100,000
313	69325	CC PERMANENT/PORTABLE CAFES LOBBY	-	-	200,000	-	200,000	200,000	-	-	-	-	-	200,000
314	69625	CC REPLACE EXHIBIT HALL LIGHT FIXTURES	-	-	1,500,000	1,000,000	2,500,000	2,500,000	-	-	-	-	-	2,500,000
315	69525	CC REPLACE/UPGRADE E. KITCHN EQUIPMENT	-	-	450,000	-	450,000	450,000	-	-	-	-	-	450,000
316	64926	CC ADDITIONAL TABLES CLASSROOM	-	-	44,000	-	44,000	44,000	-	-	-	-	-	44,000
317	64826	CC ADDITIONAL TABLES 6'	-	-	45,000	-	45,000	45,000	-	-	-	-	-	45,000
318	62729	CC DIGITAL SIGNAGE/WORKSTATIONS	154,800	-	688,110	-	688,110	688,110	-	34,639	32,865	-	-	910,414
319	63129	CC ROOF REPLACEMENT (Split-funded with Lines: 306, 308, 345)	-	-	-	7,081,629	7,081,629	7,081,629	-	8,160,000	-	-	-	15,241,629
320	62025	CC POWER OUTPUT INCREASE - 400 AMP	-	-	-	-	-	-	-	-	-	1,600,000	-	1,600,000
321	63327	CC ADDITIONAL TABLES 8'	-	-	-	-	-	-	-	50,000	-	-	-	50,000
322	63629	CC COMMERCIAL EQUIPMENT IMPROVEMENT	-	-	-	-	-	-	-	-	-	55,000	-	55,000
323	66428	CC EXHIBIT HALL FLOOR REPAIR/POLISH	-	-	-	-	-	-	-	-	1,000,000	-	-	1,000,000
324	66628	CC ADDITIONAL CHAIRS	-	-	-	-	-	-	-	2,000,000	-	-	-	2,000,000
325	66728	CC HALL CHAIRS REPLACEMENT	-	-	-	-	-	-	-	-	350,000	-	-	350,000
326	66828	CC CUSHMAN CART	-	-	-	-	-	-	-	-	30,000	-	-	30,000
327	68127	CC TV MONITORS BOARD/BREAKROOMS	-	-	-	-	-	-	-	100,000	-	-	-	100,000
328	68927	CC ADDITIONAL PODIUMS	-	-	-	-	-	-	-	75,000	-	-	-	75,000
Fund Total:			154,800	-	3,227,110	8,081,629	11,308,739	11,308,739	-	10,919,639	1,612,865	1,655,000	-	25,651,043
Fund 440 Available Balance								56,226						
Projected Revenue														
Release of R&R								11,252,513						
Remaining Available Balance								0						
443 CONV CTR RENEWAL AND REPLACE														
329	20226	CC EXHIBIT HALL COLUMNS	-	-	250,000	(250,000)	-	-	-	250,000	-	-	-	250,000
330	23123	CC RENOVATION PUNCH LIST ITEMS (Funding swap)	-	-	500,000	(500,000)	-	-	-	-	-	-	-	-
331	FAC060	CC SOUTH WALL REPAIRS (Split-funded with Line: 305)	-	-	-	-	-	-	-	2,040,000	-	-	-	2,040,000
332	FAC063	CC OUTSIDE DAMPERS HVAC REPLACEMENT	-	-	-	1,000,000	1,000,000	1,000,000	-	-	-	-	-	1,000,000
333	63324	CC BALLROOM BEAM DETECTORS-REPLACE	-	-	1,000,000	(1,000,000)	-	-	-	1,000,000	-	-	-	1,000,000
334	FAC074	CC RESTROOM PARTITIONS	-	-	-	153,000	153,000	153,000	-	255,000	-	-	-	408,000
335	FAC075	CC LIGHT SOUTH LOADING DOCK	-	-	-	-	-	-	-	100,000	-	-	-	100,000
336	64024	CC ADDITIONAL ELECTRICAL 100AMP OUTLET	-	-	600,000	(600,000)	-	-	-	612,000	-	-	-	612,000
337	63924	CC LOWER CONCRETE UNDER STRUCTURAL BEAM	-	-	400,000	(400,000)	-	-	-	400,000	-	-	-	400,000
338	63224	CC XHALL VENTILATION EXTRACTION SYSTEM	-	-	100,000	(100,000)	-	-	-	100,000	-	-	-	100,000
339	64726	CC SMART CTY CABLING NETWORK	-	-	750,000	(750,000)	-	-	-	750,000	200,000	-	-	950,000

**CITY OF MIAMI BEACH
FY 2026 - 2030 CAPITAL IMPROVEMENT PLAN BY FUNDING SUMMARY**

ITEM #	PROJECT	PROJECT NAME	Previous Years	FY 2025 Amended Budget	FY 2026 Programmed	FY 2026 New Requests	FY 2026 Requests	FY 2026 Proposed	FY 2026 Unfunded Requests	FY 2027 Programmed	FY 2028 Programmed	FY 2029 Programmed	FY 2030 Programmed	Total
340	FAC076	CC FINS SUPPORT REFINISHING	-	-	-	-	-	-	-	800,000	-	-	-	800,000
341	64626	CC LED SCREEN WRAPS	-	250,000	250,000	(250,000)	-	-	-	250,000	250,000	250,000	-	1,000,000
342	62325	CC WALK IN COOLERS 1ST LEVEL	-	-	300,000	(300,000)	-	-	-	300,000	-	-	-	300,000
343	62225	CC PLATFORMS INSTALLATION	-	-	250,000	(250,000)	-	-	-	250,000	-	-	-	250,000
344	62126	CC SOUND DEADENING PRODUCT	-	-	750,000	(750,000)	-	-	-	750,000	-	-	-	750,000
345	63129	CC ROOF REPLACEMENT (Split-funded with Lines: 306, 308, 319)	-	1,286,984	8,000,000	(8,000,000)	-	-	-	-	-	-	-	1,286,984
346	63624	CC WALK IN COOLER/FREEZER	-	250,000	250,000	(250,000)	-	-	-	-	-	-	-	250,000
347	FAC079	CC POINT OF SALE (POS) TERMINALS REPLACEMENT	-	-	-	300,000	300,000	300,000	-	-	-	-	-	300,000
348	20126	CC WALK-OFF MATS REPLACEMENT	-	-	-	-	-	-	-	-	1,500,000	-	-	1,500,000
349	20227	CC RAINWATER PIPES-RELOCATE/ENCLOSE	-	-	-	-	-	-	-	300,000	-	-	-	300,000
350	62924	CC AV SYSTEM REDUNDANT HARDWARE	35,000	-	-	-	-	-	-	-	40,000	-	-	75,000
351	63024	CC AV SYSTEM AMPLIFIER POWER REWIRING	27,000	-	-	-	-	-	-	-	-	35,000	-	62,000
352	63229	CC SE FREIGHT ELEVATOR/2ND FLOOR	-	-	-	-	-	-	-	-	-	1,500,000	-	1,500,000
353	64928	CC BACK OF HOUSE PROTECTION	-	-	-	-	-	-	-	200,000	-	-	-	200,000
354	65122	CC ADDITIONAL SECURITY CAMERAS	600,000	-	-	-	-	-	-	-	400,000	-	-	1,000,000
355	68223	CC ELECTRICAL SWITCH GEAR	300,000	-	-	-	-	-	-	350,000	-	-	-	650,000
Fund Total:			962,000	1,786,984	13,400,000	(11,947,000)	1,453,000	1,453,000	-	8,707,000	2,390,000	1,785,000	-	17,083,984
Fund 443 Available Balance								13,952,426						
Projected Revenue														
Remaining Available Balance								12,499,426						
COVENTION CENTER - TOTAL:			3,617,800	8,914,000	16,627,110	(2,186,134)	14,440,976	14,440,976	-	19,626,639	4,002,865	3,440,000	-	54,042,280
CITY CENTER RDA														
164 RDA CITY CENTER RENEWAL & REPL														
356	64420	CITY HALL RESTROOM RENOVATIONS (Split-funded with line: 162)	-	1,311	-	360,627	360,627	360,627	-	-	-	-	-	361,938
357	61726	CITY HALL WOODEN DOOR REPLACEMENTS (Split-funded with line: 75)	-	-	300,000	(300,000)	-	-	-	-	-	-	-	-
358	66928	CITY HALL WINDOW TREATMENT (Funding swap)	-	-	100,000	(100,000)	-	-	-	-	-	-	-	-
Fund Total:			-	1,311	400,000	(39,373)	360,627	360,627	-	-	-	-	-	361,938
Fund 164 Available Balance								360,627						
Projected Revenue														
Remaining Available Balance								0						
365 CITY CENTER RDA CAP FUND														
359	29500	COLLINS CANAL ENHANCEMENT PROJECT	2,999,999	985,485	-	1,022,374	1,022,374	1,022,374	-	-	-	-	-	5,007,858
Fund Total:			2,999,999	985,485	-	1,022,374	1,022,374	1,022,374	-	-	-	-	-	5,007,858
Fund 365 Available Balance								6,777,361						
Projected Revenue														
Remaining Available Balance								5,754,987						
CITY CENTER RDA - TOTAL:			2,999,999	986,796	400,000	983,001	1,383,001	1,383,001	-	-	-	-	-	5,369,796

**CITY OF MIAMI BEACH
FY 2026 - 2030 CAPITAL IMPROVEMENT PLAN BY FUNDING SUMMARY**

ITEM #	PROJECT	PROJECT NAME	Previous Years	FY 2025 Amended Budget	FY 2026 Programmed	FY 2026 New Requests	FY 2026 Requests	FY 2026 Proposed	FY 2026 Unfunded Requests	FY 2027 Programmed	FY 2028 Programmed	FY 2029 Programmed	FY 2030 Programmed	Total
PARKING - CITY CENTER RDA														
463 RDA- GARAGE FUND														
360	FAC039	16TH ST GARAGE WATERPROOFING TRAFFIC COAT SEALER	-	-	-	500,000	500,000	500,000	-	-	-	-	-	500,000
361	65328	16TH ST GARAGE EXIT SIGNS REPLACEMENT	-	-	-	-	-	-	-	87,840	-	-	-	87,840
Fund Total:			-	-	-	500,000	500,000	500,000	-	87,840	-	-	-	587,840
Fund 463 Available Balance								(178,752)						
Projected Revenue														
Release of R&R								1,434,972						
Transfer Out to Fund 467								(756,220)						
Remaining Available Balance								(0)						
467 PENN GARAGE FUND														
362	60823	PENN GARAGE-FIRE SPRINKLER RENEWAL	300,000	-	-	900,000	900,000	900,000	-	-	-	-	-	1,200,000
363	60524	PENN GARAGE-PLUMBING SYSTEM UPDATE	-	-	-	75,000	75,000	-	75,000	-	-	-	-	75,000
364	60025	PENN GARAGE-ROOFTOP-STAIRS ELEVATOR	-	-	-	-	-	-	-	40,000	-	-	-	40,000
Fund Total:			300,000	-	-	75,000	900,000	975,000	900,000	75,000	40,000	-	-	1,315,000
Fund 467 Available Balance								143,780						
Projected Revenue														
Transfer In from Fund 463 R&R Setaside								756,220						
Remaining Available Balance								-						
468 RDA COLLINS PARK GARAGE														
365	FAC058	COLLINS PARK GARAGE DECK WATERPROOF COATING	-	-	-	500,000	500,000	500,000	-	-	-	-	-	500,000
Fund Total:			-	-	-	500,000	500,000	500,000	-	-	-	-	-	500,000
Fund 468 Available Balance								168,769						
Projected Revenue														
Release of R&R								331,231						
Remaining Available Balance								0						
PARKING - CITY CENTER RDA SUBTOTAL:			300,000	-	-	75,000	1,900,000	1,975,000	1,900,000	75,000	127,840	-	-	2,402,840
PARKING (NON-RDA)														
142 7TH STREET GARAGE														
366	FAC030	7TH ST GARAGE FAÇADE BEAUTIFICATION	-	-	-	1,020,000	1,020,000	1,020,000	-	-	-	-	-	1,020,000
367	64328	7TH ST GARAGE HM DOORS REPLACEMENT	-	-	-	-	-	-	-	73,200	-	-	-	73,200
368	64428	7TH ST GARAGE ROOF ACCESS LADDER	-	-	-	-	-	-	-	114,680	-	-	-	114,680
Fund Total:			-	-	-	1,020,000	1,020,000	1,020,000	-	187,880	-	-	-	1,207,880
Fund 142 Available Balance								2,809,855						
Projected Revenue														
Remaining Available Balance								1,789,855						
155 FEES IN LIEU OF PARKING (NORTH BEACH)														
369	22150	72ND STREET COMMUNITY COMPLEX (ADDITIONAL FUNDING-GOB)(Split-funded with Lines: 293, 405)	300,000	-	-	1,741,931	280,266	2,022,197	2,022,197	-	-	-	-	2,322,197
Fund Total:			300,000	-	-	1,741,931	280,266	2,022,197	2,022,197	-	-	-	-	2,322,197
Fund 155N Available Balance								2,022,197						
Projected Revenue														
Remaining Available Balance								0						
485 PARKING DEBT SERVICE CONSTRUCTION (1988)														
370	FAC020	PARKING GARAGES STAIRWELL RAILING REPLACEMENT (Split-funded with Lines: 373, 383)	-	-	-	122,430	122,430	122,430	-	-	-	-	-	122,430
Fund Total:			-	-	-	122,430	122,430	122,430	-	-	-	-	-	122,430
Fund 485 Available Balance								122,430						
Projected Revenue														
Remaining Available Balance								(0)						

CITY OF MIAMI BEACH
FY 2026 - 2030 CAPITAL IMPROVEMENT PLAN BY FUNDING SUMMARY

ITEM #	PROJECT	PROJECT NAME	Previous Years	FY 2025 Amended Budget	FY 2026 Programmed	FY 2026 New Requests	FY 2026 Requests	FY 2026 Proposed	FY 2026 Unfunded Requests	FY 2027 Programmed	FY 2028 Programmed	FY 2029 Programmed	FY 2030 Programmed	Total
486 2010 PARKING BONDS 2010-27491														
371	20823	1755 MERIDIAN GARAGE FIRE SPRINKLER (Split-funded with Line: 375)	-	-	-	366,000	366,000	366,000	-	-	-	-	-	366,000
372	66622	17TH ST GARAGE BATHROOM DRAIN REPAIR	45,000	-	-	50,000	50,000	50,000	-	-	-	-	-	95,000
373	FAC020	PARKING GARAGES STAIRWELL RAILING REPLACEMENT (Split-funded with Lines: 370, 383)	-	-	-	129,935	129,935	129,935	-	-	-	-	-	129,935
Fund Total:			45,000	-	-	545,935	545,935	545,935	-	-	-	-	-	590,935
					Fund 486 Available Balance		545,935							
					Projected Revenue									
					Remaining Available Balance		0							
488 PARKING REV BONDS SERIES 2015														
374	68525	CC PARKING DECK EXPANSION JOINTS (Split-funded with Line: 377)	300,000	-	-	113,256	113,256	113,256	0	-	-	-	-	413,256
Fund Total:			300,000	-	-	113,256	113,256	113,256	0	-	-	-	-	413,256
					Fund 488 Available Balance		113,256							
					Projected Revenue									
					Remaining Available Balance		(0)							
490 PARKING CAPITAL NOT BONDS														
375	20823	1755 MERIDIAN GARAGE FIRE SPRINKLER (Split-funded with Line: 371)	300,000	-	-	534,000	534,000	534,000	-	-	-	-	-	834,000
376	20923	SUNSET HARBOUR GRGE SPRINKLER	127,766	-	-	200,000	200,000		200,000	-	-	-	-	327,766
377	68525	CC PARKING DECK EXPANSION JOINTS (Split-funded with Line: 374)	-	-	-	3,888,480	3,888,480	3,888,480	-	-	-	-	-	3,888,480
378	62526	13TH ST GARAGE CCTV	-	-	78,812	21,188	100,000		100,000	-	-	-	-	100,000
379	20125	1755 MERIDIAN GARAGE ELEVATOR	-	-	500,000	140,500	640,500	640,500	-	-	-	-	-	640,500
380	60317	CITYWIDE PARKING LOTS IMPROVEMENTS PH1	600,000	150,000	150,000		150,000		150,000	-	-	-	-	900,000
381	66323	17TH ST GARAGE RESTROOM EXPANSION/UPGRADE	-	-	-	50,000	50,000	50,000	-	-	-	-	-	50,000
382	62626	17TH ST GARAGE ELECTRICAL DISTRIBUTOR REPLACEMENT	-	-	273,280	226,720	500,000		500,000	-	-	-	-	500,000
383	FAC020	PARKING GARAGES STAIRWELL RAILING REPLACEMENT (Split-funded with Lines: 370, 373)	-	-	-	2,635	2,635	2,635	-	255,000	250,000	250,000	-	757,635
384	20225	SUNSET HARBOUR GRGE ELEVATOR	-	-	500,000		500,000		500,000	-	-	-	-	500,000
385	63426	SUNSET HARBOUR GRGE TRAFFIC COATING	-	-	2,240,000	(2,240,000)	-		-	-	-	-	-	-
386	FAC031	12TH ST GARAGE MAIN ELECTRICAL UPGRADES	-	-	-	300,000	300,000		300,000	-	-	-	-	300,000
387	FAC034	13TH ST GARAGE JOINTS REPLACEMENT	-	-	-	200,000	200,000		200,000	-	-	-	-	200,000
388	FAC037	13TH ST GARAGE DRAINAGE IMPROVEMENTS	-	-	-	450,000	450,000		450,000	-	-	-	-	450,000
389	62826	17TH ST GARAGE TRAFFIC/DECK COATING	-	-	3,250,368	(1,750,368)	1,500,000		1,500,000	1,750,368	-	-	-	3,250,368
390	FAC043	17TH ST GARAGE 1ST FLOOR MILLING AND RESURFACING	-	-	-	400,000	400,000		400,000	-	-	-	-	400,000
391	FAC046	17TH ST GARAGE WATERPROOFING & JOINT REPLACEMENT	-	-	-	700,000	700,000		700,000	-	-	-	-	700,000
392	FAC048	17TH ST GARAGE INTERIOR PAINTING & WATERPROOF	-	-	-	400,000	400,000		400,000	-	-	-	-	400,000
393	FAC051	1755 GARAGE EXTERIOR METAL FRAME RESTORATION	-	-	-	500,000	500,000	500,000	-	-	-	-	-	500,000
394	63126	42ND ST GARAGE GENERAL PAINTING	-	-	190,400	109,600	300,000		300,000	-	-	-	-	300,000
395	FAC067	12TH ST GARAGE LED RETROFIT	-	-	-	250,000	250,000		250,000	-	-	-	-	250,000
396	21324	SUNSET HARBOUR GRGE GENERATOR	-	-	600,000		600,000		600,000	-	-	-	-	600,000
397	63326	SUNSET HARBOUR GRGE GENRL PAINTING	-	-	224,000		224,000		224,000	-	-	-	-	224,000
398	63026	42ND ST GARAGE MAIN ELECTRICAL RENEWAL	-	-	152,500	147,500	300,000		300,000	-	-	-	-	300,000
399	62926	42ND ST GARAGE LANDSCAPING REFRESH	-	-	36,480	63,520	100,000		100,000	-	-	-	-	100,000
400	63226	42ND ST GARAGE BARRIERS	-	-	274,400	225,600	500,000		500,000	-	-	-	-	500,000
401	62326	12TH ST GARAGE REPLACE WINDOWS	-	-	224,000	133,000	357,000		357,000	-	-	-	-	357,000
402	62426	13TH ST GARAGE HM DOOR REPLACEMENT	-	-	40,259	9,741	50,000		50,000	-	-	-	-	50,000
403	63525	42ND ST GARAGE ADDITIONAL DRAINAGE	120,000	-	-	200,000	200,000		200,000	-	-	-	-	320,000
404	20726	CITYWIDE PARKING LOTS IMPROVEMENTS PH2	-	2,040,000	2,000,000	(1,250,000)	750,000	750,000	-	750,000	750,000	750,000	750,000	5,790,000
405	22150	72ND STREET COMMUNITY COMPLEX (ADDITIONAL FUNDING-GOB)(Split-funded with Lines: 293, 369)	10,471,704	-	17,738,089	4,219,734	21,957,823	21,957,823	-	-	-	-	-	32,429,527
406	68723	5TH & ALTON CCTV CAMERA UPGRADES	15,000	-	-	34,000	34,000	34,000	-	-	-	-	-	49,000
407	69023	5TH & ALTON ELEVATOR/ESCALATOR REPLACEMENT	414,000	207,000	207,000		207,000	207,000	-	207,000	-	-	-	1,035,000
408	65426	UNDERGROUND INFRASTRUCTURE (TREES) (Funding swap)(Split-funded with Line: 508)	-	-	-	110,000	110,000	110,000	-	-	-	-	-	110,000
409	60727	OCEAN RESCUE PARKING LOT IMPROVEMENTS	-	-	-	-	-	-	-	147,000	-	-	-	147,000
410	61029	12TH ST GARAGE HM DOOR REPLACEMENT	-	-	-	-	-	-	-	35,840	-	-	-	35,840

CITY OF MIAMI BEACH
FY 2026 - 2030 CAPITAL IMPROVEMENT PLAN BY FUNDING SUMMARY

ITEM #	PROJECT	PROJECT NAME	Previous Years	FY 2025 Amended Budget	FY 2026 Programmed	FY 2026 New Requests	FY 2026 Requests	FY 2026 Proposed	FY 2026 Unfunded Requests	FY 2027 Programmed	FY 2028 Programmed	FY 2029 Programmed	FY 2030 Programmed	Total
411	61129	13TH ST GARAGE MAIN ELECTRICAL RENEWAL	-	-	-	-	-	-	-	54,900	-	-	-	54,900
412	61229	13TH ST GARAGE TRAFFIC COATING	-	-	-	-	-	-	-	812,000	-	-	-	812,000
413	61429	1755 MERIDIAN GARAGE EMR BATTERY LIGHT	-	-	-	-	-	-	-	711,260	-	-	-	711,260
414	61529	1755 MERIDIAN GARAGE FIRE ALRM RPLC	-	-	-	-	-	-	-	2,074,000	-	-	-	2,074,000
415	61629	17TH ST GARAGE ELEV CNTRLs RENEWAL	-	-	-	-	-	-	-	396,500	-	-	-	396,500
416	61829	SUNSET HARBOUR GRGE FIRE ALARM RENEWAL	-	-	-	-	-	-	-	732,000	-	-	-	732,000
417	61929	SUNSET HARBOUR GRGE FIRE SYSTEM REPLACEMENT	-	-	-	-	-	-	-	-	-	2,074,000	-	2,074,000
418	62129	SUNSET HARBOUR GRGE METAL SCREEN MAINTENANCE	-	-	-	-	-	-	-	403,200	-	-	-	403,200
419	62229	SUNSET HARBOUR GRGE CAMERA RENEWAL	-	-	-	-	-	-	-	103,700	-	-	-	103,700
420	68129	17TH ST GARAGE WINDOW	-	-	-	-	-	-	-	-	-	30,000	-	30,000
421	68229	CITY HALL GARAGE ACT SYSTEM	-	-	-	-	-	-	-	-	-	25,000	-	25,000
422	68329	CITY HALL GARAGE ELEVATOR CONTROLS	-	-	-	-	-	-	-	-	-	115,000	-	115,000
423	68429	CITY HALL GARAGE FOUNTAIN EQUIPMENT	-	-	-	-	-	-	-	-	-	50,000	-	50,000
424	68529	CITY HALL GARAGE PARKING SIGNAGE	-	-	-	-	-	-	-	-	-	30,000	-	30,000
425	68629	CITY HALL PARKING RESTROOM FIXTURES	-	-	-	-	-	-	-	-	-	30,000	-	30,000
426	68729	CITY HALL GARAGE VCT RENEWAL	-	-	-	-	-	-	-	-	-	30,000	-	30,000
Fund Total:			12,048,470	2,397,000	28,679,588	8,275,850	36,955,438	28,674,438	8,281,000	8,432,768	1,000,000	3,384,000	750,000	64,967,676
					Fund 490/480 Available Balance		24,736,610							
					Projected Revenue (Transfer in from Fund 480)		-							
					Renewal & Replacement (Transfer from Fund 480)		21,881,000							
					Remaining Available Balance		17,943,172							
PARKING (NON-RDA) SUBTOTAL:			12,693,470	2,397,000	30,421,519	10,357,737	40,779,256	32,498,256	8,281,000	8,620,648	1,000,000	3,384,000	750,000	69,624,374
PARKING - TOTAL:			12,993,470	2,397,000	30,496,519	12,257,737	42,754,256	34,398,256	8,356,000	8,748,488	1,000,000	3,384,000	750,000	72,027,214
TRANSPORTATION														
106 TRANSPORTATION FUND 106														
427	65221	PINE TREE DR/46TH ST TRAFFIC CIRCLE	-	-	2,578,095	(2,578,095)	-	-	-	2,578,095	-	-	-	2,578,095
428	20827	17TH STREET BICYCLE LANE (Funding swap)	-	-	165,513	(165,513)	-	-	-	-	-	-	-	-
429	66923	SOUTH POINTE DR PROTECTED BIKE LANE	-	-	1,252,371	(1,252,371)	-	-	-	-	-	-	-	-
430	20118	BAYSHORE NEIGH. TRAFFIC CALMING 1A	1,636,001	885,564	-	708,386	708,386	-	708,386	-	-	-	-	3,229,951
431	69828	FLAMINGO PARK NEIGHBORHOOD SLOW STREETS	1,200,000	76,000	-	-	-	-	-	800,000	-	-	-	2,076,000
432	22923	HAWTHORNE AVENUE NEIGHBORHOOD GREENWAY (Funding swap)	-	-	1,219,239	(1,219,239)	-	-	-	-	-	-	-	-
433	27930	PARKVIEW ISLAND PARK SHARED PATH	-	238,461	-	-	-	-	-	5,000,000	-	-	-	5,238,461
434	61525	20TH ST NEIGHBORHOOD GREENWAY (Funding swap)	-	-	12,750	(12,750)	-	-	-	-	-	-	-	-
435	61625	NORTH BAY ROAD NEIGHBORHOOD GREENWAY (Funding swap)	-	-	5,576,896	(5,576,896)	-	-	-	-	-	-	-	-
436	61825	BIARRITZ DR. NEIGHBORHOOD GREENWAY	-	-	530,400	(530,400)	-	-	-	-	-	-	-	-
437	61826	69TH STREET BUFFERED BIKE LANES	-	-	328,410	(328,410)	-	-	-	-	-	-	-	-
438	62322	ORCHARD PARK TRAFFIC CALMING	256,424	-	708,275	(708,275)	-	-	-	708,275	-	-	-	964,699
439	62424	CITYWIDE RAISED CROSSWALKS & INTRSECTIONS	124,000	-	792,360	-	792,360	-	792,360	-	-	-	-	916,360
440	TRN001	MERIDIAN AVE TRAFFIC CALMING (42ND-47TH ST.)	-	-	-	90,000	90,000	-	90,000	-	-	-	-	90,000
441	TRN002	CONVENTION CENTER DR/PRAIRIE AVE TRAFFIC DIVERSION	-	-	-	335,000	335,000	-	335,000	-	-	-	-	335,000
Fund Total:			3,216,425	1,200,025	13,164,309	(11,238,563)	1,925,746	-	1,925,746	9,086,370	-	-	-	15,428,566
					Fund 106 Available Balance		4,217,719							
					Projected Revenue									
					Pending Closeouts									
					Remaining Available Balance		4,217,719							

**CITY OF MIAMI BEACH
FY 2026 - 2030 CAPITAL IMPROVEMENT PLAN BY FUNDING SUMMARY**

ITEM #	PROJECT	PROJECT NAME	Previous Years	FY 2025 Amended Budget	FY 2026 Programmed	FY 2026 New Requests	FY 2026 Requests	FY 2026 Proposed	FY 2026 Unfunded Requests	FY 2027 Programmed	FY 2028 Programmed	FY 2029 Programmed	FY 2030 Programmed	Total
157 CONCURRENCY MGMT& MOBILITY FEE														
442	62222	WEST AVE BICYCLE LANES PHASE II	-	-	-	140,000	140,000	140,000	-	-	-	-	-	140,000
443	21014	BICYCLE LANES/SHARED USE PATH IMPROVEMENTS (Grant Funded)(Split-funded with Line: 454)	-	-	-	1,118,773	1,118,773	1,118,773	-	-	-	-	-	1,118,773
444	20827	17TH STREET BICYCLE LANE (Funding swap)	-	-	-	165,513	165,513	-	165,513	594,179	-	-	-	759,692
445	61625	NORTH BAY ROAD NEIGHBORHOOD GREENWAY (Funding swap)	-	-	-	-	-	-	-	5,576,896	-	-	-	5,576,896
446	62224	6TH STREET NEIGHBORHOOD GREENWAY	525,000	-	-	-	-	-	-	2,382,450	-	-	-	2,907,450
447	63628	21ST ST PROTECTED BICYCLE LANES	-	-	-	-	-	-	-	1,662,729	-	-	-	1,662,729
448	61725	FAIRWAY DRIVE SHARED-USE PATH	-	-	-	-	-	-	-	1,419,838	-	-	-	1,419,838
449	61825	BIARRITZ DRIVE NEIGHBORHOOD GREENWAY	-	-	-	-	-	-	-	560,400	-	-	-	560,400
450	22923	HAWTHORNE AVENUE NEIGHBORHOOD GRNWAY (Funding swap)	-	-	-	-	-	-	-	1,219,239	-	-	-	1,219,239
451	63928	15TH ST NEIGHBORHOOD GREENWAY	-	-	-	-	-	-	-	318,750	2,484,863	-	-	2,803,613
452	61525	20TH ST NEIGHBORHOOD GREENWAY (Funding swap)	-	-	-	-	-	-	-	112,145	-	-	-	112,145
Fund Total:			525,000	-	-	1,424,286	1,424,286	1,258,773	165,513	13,846,626	2,484,863	-	-	18,280,775
					Fund 157 Available Balance		4,129,071							
					Projected Revenue									
					Remaining Available Balance		2,870,298							
158 CONCURRENCY MITIGATION FUND														
453	66923	SOUTH POINTE DRIVE PROTECTED BIKE LANE	161,000	-	-	(161,000)	(161,000)	(161,000)	-	-	-	-	-	-
Fund Total:			161,000	-	-	(161,000)	(161,000)	(161,000)	-	-	-	-	-	-
					Fund 158 Available Balance		1,565,171							
					Projected Revenue									
					Remaining Available Balance		1,726,171							
171 LOCAL OPTION GAS TAX														
454	21014	BICYCLE LANES/SHARED USE PATH IMPROVEMENTS (Grant Funded)(Split-funded with Line: 443)	845,000	2,552,358	318,773	(1,118,773)	(800,000)	(800,000)	-	53,869	-	-	-	2,651,227
455	23020	ALTON RD & 16TH STREET INTERSECTION	540,000	-	-	-	-	-	-	80,000	-	-	-	620,000
456	61331	PALM VIEW TRAFFIC CALMING (Split-funded with Line: 201)	-	-	141,000	(141,000)	-	-	-	-	-	-	-	-
Fund Total:			1,385,000	2,552,358	459,773	(1,259,773)	(800,000)	(800,000)	-	133,869	-	-	-	3,271,227
					Fund 171 Available Balance		(736,870)							
					Projected Revenue		-							
					Remaining Available Balance		63,130							
TRANSPORTATION - TOTAL:			5,287,425	3,752,383	13,624,082	(11,235,050)	2,389,032	297,773	2,091,259	23,066,865	2,484,863	-	-	36,980,568
UTILITIES - WATER & SEWER														
418 W&S CAP PROJ FNDED BY OPER FDS														
457	20527	FDOT ALTON ROAD UTILITIES RELOCATION (Split-funded with Lines: 170, 463, 464, 465, 466, 467, 469, 488, 490, 491, 498, 512, 515)	4,294,301	(2,060,385)	-	4,275,659	4,275,659	4,275,659	-	-	-	-	-	6,509,575
458	20619	WASTEWATER STATIONS REHABILITATION (Grant Funded)(Split-funded with Line: 471)	4,533,915	2,060,385	-	4,320,000	4,320,000	4,320,000	-	-	-	-	-	10,914,300
459	28120	WATER PUMP STATIONS IMPROVEMENTS (Grant Funded)(Split-funded with Line: 472)	3,595,937	-	-	5,784,929	5,784,929	5,784,929	-	-	-	-	-	9,380,866
460	28220	WASTEWATER MANHOLE REHABILITATION (Split-funded with Line: 473)	2,148,396	-	-	1,500,000	1,500,000	1,500,000	-	-	-	-	-	3,648,396
461	60419	DERM & EPA CONSENT DECREE (Split-funded with Line: 475)	6,074,940	-	-	1,000,000	1,000,000	1,000,000	-	-	-	-	-	7,074,940
462	20626	17TH STREET IMPROVEMENTS PHASE I	800,000	-	-	(800,000)	(800,000)	(800,000)	-	-	-	-	-	-
Fund Total:			21,447,489	-	-	16,080,588	16,080,588	16,080,588	-	-	-	-	-	37,528,077
					Fund 418 Available Balance		1,206,716							
					Projected Revenue									
					Transfer in from Fund 425 R&R Setaside		14,873,872							
					Remaining Available Balance		0							

**CITY OF MIAMI BEACH
FY 2026 - 2030 CAPITAL IMPROVEMENT PLAN BY FUNDING SUMMARY**

ITEM #	PROJECT	PROJECT NAME	Previous Years	FY 2025 Amended Budget	FY 2026 Programmed	New Requests	FY 2026 Requests	FY 2026 Proposed	FY 2026 Unfunded Requests	FY 2027 Programmed	FY 2028 Programmed	FY 2029 Programmed	FY 2030 Programmed	Total
419 2017 WATER & SEWER BONDS														
463	20527	FDOT ALTON ROAD UTILITIES RELOCATION (Split-funded with Lines: 170, 457, 464, 465, 466, 467, 469, 488, 490, 491, 498, 512, 515)	7,652,745	-	-	3,717,721	3,717,721	3,717,721	-	-	-	-	-	11,370,466
Fund Total:			7,652,745	-	-	3,717,721	3,717,721	3,717,721	-	-	-	-	-	11,370,466
					Fund 419 Available Balance		3,717,721							
					Projected Revenue									
					Remaining Available Balance		(0)							
420 W&S GBL SERIES 2010 2009-27243														
464	20527	FDOT ALTON ROAD UTILITIES RELOCATION (Split-funded with Lines: 170, 457, 463, 465, 466, 467, 469, 488, 490, 491, 498, 512, 515)	179,530	-	-	835	835	835	-	-	-	-	-	180,365
Fund Total:			179,530	-	-	835	835	835	-	-	-	-	-	180,365
					Fund 420 Available Balance		835							
					Projected Revenue									
					Remaining Available Balance		0							
422 WATER AND SEWER IMPACT FEES														
465	20527	FDOT ALTON ROAD UTILITIES RELOCATION (Split-funded with Lines: 170, 457, 463, 464, 466, 467, 469, 488, 490, 491, 498, 512, 515)	1,326,229	-	-	353,777	353,777	353,777	-	-	-	-	-	1,680,006
Fund Total:			1,326,229	-	-	353,777	353,777	353,777	-	-	-	-	-	1,680,006
					Fund 422 Available Balance		353,777							
					Projected Revenue									
					Remaining Available Balance		(0)							
423 GULF BREEZE 2006														
466	20527	FDOT ALTON ROAD UTILITIES RELOCATION (Split-funded with Lines: 170, 457, 463, 464, 465, 467, 469, 488, 490, 491, 498, 512, 515)	-	-	-	5,227	5,227	5,227	-	-	-	-	-	5,227
Fund Total:			-	-	-	5,227	5,227	5,227	-	-	-	-	-	5,227
					Fund 423 Available Balance		5,227							
					Projected Revenue									
					Remaining Available Balance		(0)							
424 WATER & SEWER BONDS 2000S														
467	20527	FDOT ALTON ROAD UTILITIES RELOCATION (Split-funded with Lines: 170, 457, 463, 464, 465, 466, 469, 488, 490, 491, 498, 512, 515)	-	-	-	21,610	21,610	21,610	-	-	-	-	-	21,610
Fund Total:			-	-	-	21,610	21,610	21,610	-	-	-	-	-	21,610
					Fund 424 Available Balance		21,610							
					Projected Revenue									
					Remaining Available Balance		(0)							

**CITY OF MIAMI BEACH
FY 2026 - 2030 CAPITAL IMPROVEMENT PLAN BY FUNDING SUMMARY**

ITEM #	PROJECT	PROJECT NAME	Previous Years	FY 2025 Amended Budget	FY 2026 Programmed	FY 2026 New Requests	FY 2026 Requests	FY 2026 Proposed	FY 2026 Unfunded Requests	FY 2027 Programmed	FY 2028 Programmed	FY 2029 Programmed	FY 2030 Programmed	Total
FWS FUTURE WATER & SEWER														
468	20525	WEST AVENUE PHASE III (Grant Applied for)(Split-funded with Lines: 169,484,487,497)	-	-	15,766,604	-	15,766,604		15,766,604	-	-	-	-	15,766,604
469	20527	FDOT ALTON ROAD UTILITIES RELOCATION (Split-funded with Lines: 170, 457, 463, 464, 465, 466, 467, 488, 490, 491, 498, 512, 515)	-	-	1,200,000	(1,200,000)	-		-	7,935,000	-	-	23,000,000	30,935,000
470	29530	COLLINS PARK ANCILLARY IMPROVEMENTS (Split-funded with Lines: 489, 496)	-	-	946,089	-	946,089		946,089	-	-	-	-	946,089
471	20619	WASTEWATER STATIONS REHABILITATION (Grant Funded)(Split-funded with Line: 458)	-	-	6,775,335	8,520,562	15,295,897		15,295,897	3,120,000	-	10,000,000	-	28,415,897
472	28120	WATER PUMP STATIONS IMPROVEMENTS (Grant Funded)(Split-funded with Line: 459)	-	-	13,094,801	(4,175,211)	8,919,590		8,919,590	1,000,000	-	9,000,000	-	18,919,590
473	28220	WASTEWATER MANHOLE REHABILITATION (Split-funded with Line: 460)	-	-	1,500,000	(1,500,000)	-		-	1,000,000	1,000,000	1,000,000	-	3,000,000
474	28520	WATER & WASTEWATER MAINS AND REHAB	-	-	37,083,145	3,003,194	40,086,339		40,086,339	64,832,442	10,202,216	14,182,050	3,500,000	132,803,047
475	60419	DERM & EPA CONSENT DECREE (Split-funded with Line: 461)	-	-	1,000,000	(1,000,000)	-		-	1,000,000	1,000,000	1,000,000	-	3,000,000
476	28320	SEWER PUMP STATION ODOR CONTROL	-	-	1,500,000	-	1,500,000		1,500,000	1,500,000	1,500,000	-	-	4,500,000
477	21424	STORMWATER CRITICAL NEEDS (Split-funded with Lines: 485, 499)	-	-	2,156,000	-	2,156,000		2,156,000	1,712,000	2,178,000	778,000	1,298,000	8,122,000
478	20587	1ST ST ALTON RD-WASHINGTON PH.1&2 (Grant Funded)(Split-funded with Line: 197)	-	-	12,989,035	(12,989,035)	-		-	12,989,035	-	-	-	12,989,035
479	20526	NORTH BAY RD AND LAKEVIEW SEWER COL (Grant Funded)	-	-	14,005,000	(14,005,000)	-		-	7,002,500	7,002,500	-	-	14,005,000
480	20922	NORMANDY ISLES A (Split-funded with Lines: 251, 506)	-	-	-	-	-		-	-	5,646,644	-	-	5,646,644
481	22720	PUBLIC WORKS OPERATIONS FACILITY (Split-funded with Line: 501)	-	-	-	-	-		-	2,691,000	-	-	-	2,691,000
482	24120	NORTH SHORE D - TOWN CENTER (Grant Funded)(Split-funded with Lines: 253, 494, 507)	-	-	-	-	-		-	11,543,161	-	-	4,000,000	15,543,161
483	24229	1ST ST ALTON RD-WASHINGTON PH.3&4 (Split-funded with Lines: 254, 502)	-	-	-	-	-		-	-	-	29,030,000	-	29,030,000
Fund Total:			-	-	108,016,009	(23,345,490)	84,670,519	-	84,670,519	116,325,138	28,529,360	64,990,050	31,798,000	326,313,067
UTILITIES - WATER & SEWER - TOTAL:			30,605,993	-	108,016,009	(3,165,732)	104,850,277	20,179,758	84,670,519	116,325,138	28,529,360	64,990,050	31,798,000	377,098,818
					Rate Study E5-29 Capex Projects		100,598,204			81,001,484	26,729,360	60,817,870	31,798,000	
UTILITIES - STORMWATER														
112 RESILIENCY														
484	20525	WEST AVENUE PHASE III (Grant Applied for)(Split-funded with Lines: 169,468,487,497)	5,859,000	-	-	1,578,030	1,578,030	1,578,030	-	-	-	-	-	7,437,030
485	21424	STORMWATER CRITICAL NEEDS (Split-funded with Lines: 477, 499)	-	-	-	2,359,903	2,359,903	-	2,359,903	-	-	-	-	2,359,903
486	29020	CITYWIDE SEAWALL REHAB (Grant Funded)(Split-funded with Line: 504)	5,000,000	-	-	5,900,000	5,900,000	5,900,000	-	-	-	-	-	10,900,000
Fund Total:			10,859,000	-	-	9,837,933	9,837,933	7,478,030	2,359,903	-	-	-	-	20,696,933
					Fund 112 Available Balance		9,837,933							
					Projected Revenue									
					Remaining Available Balance		2,359,903							
429 2017 STORMWATER BONDS														
487	20525	WEST AVENUE PHASE III (Grant Applied for)(Split-funded with Lines: 169, 468,484, 497)	4,000,000	-	783,331	(783,331)	-	-	-	-	-	-	-	4,000,000
488	20527	FDOT ALTON ROAD UTILITIES RELOCATION (Split-funded with Lines: 170, 457, 463, 464, 465, 466, 467, 469, 490, 491, 498, 512, 515)	-	-	-	-	-	-	-	4,442,520	-	-	-	4,442,520
489	29530	COLLINS PARK ANCILLARY IMPROVEMENTS (Split-funded with Lines: 470, 496)	-	-	604,000	(604,000)	-	-	-	-	-	-	-	-
Fund Total:			4,000,000	-	1,387,331	(1,387,331)	-	-	-	4,442,520	-	-	-	8,442,520
					Fund 429 Available Balance		4,442,520							
					Projected Revenue									
					Remaining Available Balance		4,442,520							
431 2011 STORMWATER BOND2011-27782														
490	20527	FDOT ALTON ROAD UTILITIES RELOCATION (Split-funded with Lines: 170, 457, 463, 464, 465, 466, 467, 469, 488, 491, 498, 512, 515)	-	-	-	-	-	-	-	1,706	-	-	-	1,706
Fund Total:			-	-	-	-	-	-	-	1,706	-	-	-	1,706
					Fund 431 Available Balance		1,706							
					Projected Revenue									
					Remaining Available Balance		1,706							
432 STORMWATER BONDS 2015														
491	20527	FDOT ALTON ROAD UTILITIES RELOCATION (Split-funded with Lines: 170, 457, 463, 464, 465, 466, 467, 469, 488, 490, 498, 512, 515)	-	-	-	-	-	-	-	929,422	-	-	-	929,422
Fund Total:			-	-	-	-	-	-	-	929,422	-	-	-	929,422
					Fund 432 Available Balance		929,422							
					Projected Revenue									
					Remaining Available Balance		929,422							

CITY OF MIAMI BEACH
FY 2026 - 2030 CAPITAL IMPROVEMENT PLAN BY FUNDING SUMMARY

ITEM #	PROJECT	PROJECT NAME	Previous Years	FY 2025 Amended Budget	FY 2026 Programmed	FY 2026 New Requests	FY 2026 Requests	FY 2026 Proposed	FY 2026 Unfunded Requests	FY 2027 Programmed	FY 2028 Programmed	FY 2029 Programmed	FY 2030 Programmed	Total
433 STORMWATER PROJECTS - MDC ILA														
492	20597	WEST AVENUE PHASE II (Grant Funded)	1,787,000	-	-	88,952	88,952	88,952	-	-	-	-	-	1,875,952
493	23220	NORTH SHORE NEIGHBORHOOD IMPROVEMENTS (Funding swap)	450,000	-	-	(450,000)	(450,000)	(450,000)	-	-	-	-	-	-
494	24120	NORTH SHORE D - TOWN CENTER (Grant Funded)(Funding swap)(Split-funded with Lines: 253, 482, 507)	-	-	-	450,000	450,000	450,000	-	-	-	-	500,000	950,000
495	20428	NUISANCE FLOODING MITIGATION (Split-funded with Line: 505)	-	-	-	200,000	200,000	200,000	-	-	-	-	-	200,000
Fund Total:			2,237,000	-	-	288,952	288,952	288,952	-	-	-	-	500,000	3,025,952
					Fund 433 Available Balance		288,952							
					Projected Revenue									
					Remaining Available Balance		0							
434 STORMWATER CAPITAL NOT BONDS														
496	29530	COLLINS PARK ANCILLARY IMPROVEMENTS (Split-funded with lines: 470, 489)	-	-	493,300	604,000	1,097,300	1,097,300	-	-	-	-	-	1,097,300
497	20525	WEST AVENUE PHASE III (Grant Applied for)(Split-funded with Lines: 169, 468, 484, 487)	8,358,522	-	883,651	(883,651)	-	-	-	-	-	-	-	8,358,522
498	20527	FDOT ALTON ROAD UTILITIES RELOCATION (Split-funded with Lines: 170, 457, 463, 464, 465, 466, 467, 469, 488, 490, 491, 512, 515)	-	-	-	-	-	-	-	5,826,352	-	-	14,300,000	20,126,352
499	21424	STORMWATER CRITICAL NEEDS (Split-funded with Lines: 477, 485)	3,000,000	(2,613,268)	8,624,000	(2,359,903)	6,264,097	-	6,264,097	6,848,000	8,712,000	3,112,000	5,192,000	30,514,829
500	20626	17TH STREET IMPROVEMENTS PHASE I	1,200,000	-	-	(1,200,000)	(1,200,000)	(1,200,000)	-	-	-	-	-	-
501	22720	PUBLIC WORKS OPERATIONS FACILITY (Split-funded with Line: 481)	-	230,000	-	-	-	-	-	2,070,000	-	-	-	2,300,000
502	24229	1ST ST ALTON RD-WASHINGTON PH.3&4 (Split-funded with Lines: 254, 483)	-	-	-	-	-	-	-	-	-	34,670,000	-	34,670,000
503	28300	SHANE ROWING WATERSPORT SEAWALL	1,496,777	-	-	1,400,000	1,400,000	1,400,000	-	-	-	-	-	2,896,777
Fund Total:			14,055,299	(2,383,268)	10,000,951	(2,439,554)	7,561,397	1,297,300	6,264,097	14,744,352	8,712,000	37,782,000	19,492,000	99,963,780
					Fund 434 Available Balance		3,928,511							
					Projected Revenue									
					Transfer In from Fund 427 R&R Setaside		-							
					Remaining Available Balance		2,631,211							
FSW FUTURE STORMWATER														
504	29020	CITYWIDE SEAWALL REHAB (Grant Funded)(Split-funded with Line: 486)	-	-	5,000,000	(5,000,000)	-	-	-	11,462,070	16,663,861	16,375,094	4,916,729	49,417,754
505	20428	NUISANCE FLOODING MITIGATION (Split-funded with Line: 495)	-	-	200,000	(200,000)	-	-	-	200,000	200,000	200,000	-	600,000
506	20922	NORMANDY ISLES A (Split-funded with Lines: 251, 480)	-	-	-	-	-	-	-	-	7,058,304	-	-	7,058,304
507	24120	NORTH SHORE D - TOWN CENTER (Grant Funded)(Split-funded with Lines: 253, 482, 494)	-	-	-	-	-	-	-	91,895,291	-	-	500,000	92,395,291
Fund Total:			-	-	5,200,000	(5,200,000)	-	-	-	103,557,361	23,922,165	16,575,094	5,416,729	149,471,350
UTILITIES - STORMWATER - TOTAL:			31,151,299	(2,383,268)	16,588,282	1,100,000	17,688,282	9,064,282	8,624,000	123,675,361	32,634,165	54,357,094	25,408,729	282,531,663

**CITY OF MIAMI BEACH
FY 2026 - 2030 CAPITAL IMPROVEMENT PLAN BY FUNDING SUMMARY**

ITEM #	PROJECT	PROJECT NAME	Previous Years	FY 2025 Amended Budget	FY 2026 Programmed	FY 2026 New Requests	FY 2026 Requests	FY 2026 Proposed	FY 2026 Unfunded Requests	FY 2027 Programmed	FY 2028 Programmed	FY 2029 Programmed	FY 2030 Programmed	Total
OTHER BONDS/MULTI-USE/MISCELLANEOUS FUNDS														
127 TREE PRESERVATION TRUST FUND														
508	65426	UNDERGROUND INFRASTRUCTURE (TREES) (Funding swap)(Split-funded with Line: 408)	-	-	-	110,000	110,000	110,000	-	220,000	220,000	220,000	-	770,000
Fund Total:			-	-	-	110,000	110,000	110,000	-	220,000	220,000	220,000	-	770,000
Fund 127 Available Balance								1,927,973						
Projected Revenue														
Remaining Available Balance								1,817,973						
141 NORTH BEACH PUBLIC BENEFITS														
509	67728	NSPYC ROOF PARAPET PAINTING/REPAIRS (Split-funded with line: 164)	-	-	-	147,343	147,343	147,343	-	-	-	-	-	147,343
Fund Total:			-	-	-	147,343	147,343	147,343	-	-	-	-	-	147,343
Fund 141 Available Balance								147,343						
Projected Revenue														
Remaining Available Balance								0						
147 ART IN PUBLIC PLACES														
510	61231	AIPP ANNUAL RESTORATION	-	75,000	75,000	-	75,000	75,000	-	75,000	75,000	75,000	75,000	450,000
Fund Total:			-	75,000	75,000	-	75,000	75,000	-	75,000	75,000	75,000	75,000	450,000
Fund 147 Available Balance								131,660						
Projected Revenue														
Remaining Available Balance								56,660						
301 CAP. PROJ. NOT FINANCED BY BONDS														
511	63422	HISTORIC CITY HALL ENERGY EFFICIENT WINDOWS (Split-funded with line: 80)	-	-	-	62,872	62,872	62,872	-	-	-	-	-	62,872
Fund Total:			-	-	-	62,872	62,872	62,872	-	-	-	-	-	62,872
Fund 301 Available Balance								62,872						
Projected Revenue														
Remaining Available Balance								(0)						
376 99 GO BONDS - NEIGHBORHOOD IMP														
512	20527	FDOT ALTON ROAD UTILITIES RELOCATION (Split-funded with Lines: 170, 457, 463, 464, 465, 466, 467, 469, 488, 490, 491, 498, 515)	-	-	-	465	465	465	-	-	-	-	-	465
Fund Total:			-	-	-	465	465	465	-	-	-	-	-	465
Fund 376 Available Balance								465						
Projected Revenue														
Remaining Available Balance								(0)						

CITY OF MIAMI BEACH
FY 2026 - 2030 CAPITAL IMPROVEMENT PLAN BY FUNDING SUMMARY

ITEM #	PROJECT	PROJECT NAME	Previous Years	FY 2026 Amended Budget	FY 2026 Programmed	FY 2026 New Requests	FY 2026 Requests	FY 2026 Proposed	FY 2026 Unfunded Requests	FY 2027 Programmed	FY 2028 Programmed	FY 2029 Programmed	FY 2030 Programmed	Total
382 2003 G.O. BONDS-FIRE SAFETY														
513	66727	FIRE STATION #4 - REPLACE EXHAUST SYSTEM (Split-funded with Line: 22)	-	-	-	22,946	22,946	22,946	-	-	-	-	-	22,946
Fund Total:			-	-	-	22,946	22,946	22,946	-	-	-	-	-	22,946
					Fund 382 Available Balance		22,946							
					Projected Revenue									
					Remaining Available Balance		(0)							
383 2003 GO BONDS-PARKS & BEACHES														
514	FAC003	SRYC FIRE ALARM REPLACEMENT (Split-funded with Line: 5)	-	-	-	13,011	13,011	13,011	-	-	-	-	-	13,011
Fund Total:			-	-	-	13,011	13,011	13,011	-	-	-	-	-	13,011
					Fund 383 Available Balance		13,011							
					Projected Revenue									
					Remaining Available Balance		0							
384 2003 GO BONDS - NEIGHBORHOODS														
515	20527	FDOT ALTON ROAD UTILITIES RELOCATION (Split-funded with Lines: 170, 457, 463, 464, 465, 466, 467, 469, 488, 490, 491, 498, 512)	-	-	-	16,885	16,885	16,885	-	-	-	-	-	16,885
516	21018	BAYWALK PHASE 2 (Grant Funded)(ADDITIONAL FUNDING - GOB)(Split-Funded with Line: 172)	-	-	-	21,627	21,627	21,627	-	-	-	-	-	21,627
Fund Total:			-	-	-	38,512	38,512	38,512	-	-	-	-	-	38,512
					Fund 384 Available Balance		38,512							
					Projected Revenue									
					Remaining Available Balance		(0)							
389 SOUTH POINTE CAPITAL														
517	FAC002	210 2ND STREET BUILDING (FORMER POLICE CRIMINAL INVESTIGATIONS DIVISION ANNEX) 40-YEAR CERTIFICATION (Split-funded with Line: 517)	-	-	-	2,776	2,776	2,776	-	-	-	-	-	2,776
Fund Total:			-	-	-	2,776	2,776	2,776	-	-	-	-	-	2,776
					Fund 389 Available Balance		2,776							
					Projected Revenue									
					Remaining Available Balance		(0)							
393 2019 GO BONDS- NEIGHBORHOODS														
518	28019	GO#40: 41 ST. CORRIDOR (Split-funded with Line: 557)	2,531,318	391,278	-	76,748	76,748	76,748	-	-	-	-	-	2,999,344
Fund Total:			2,531,318	391,278	-	76,748	76,748	76,748	-	-	-	-	-	2,999,344
					Fund 393 Available Balance		76,748							
					Projected Revenue									
					Remaining Available Balance		-							
394 SERIES 2023A ACF-GOB TAX-EXEMP														
519	25423	ACGO#15 THE WOLFSONIAN - FIU (Split-funded with Line: 583)	1,500,000	-	3,500,000	(3,500,000)	-	-	-	-	-	-	-	1,500,000
520	25023	ACGO#11 NB OCEANFRONT CENTER	1,183,000	625,000	-	1,845,789	1,845,789	1,845,789	-	-	-	-	-	3,653,789
Fund Total:			2,683,000	625,000	3,500,000	(1,654,211)	1,845,789	1,845,789	-	-	-	-	-	5,153,789
					Fund 394 Available Balance		1,845,789							
					Projected Revenue									
					Remaining Available Balance		0							
395 SERIES 2023B ACF-GOB TAXABLE														
521	24023	ACGO#1 BASS MUSEUM OF ART (Split-funded with Line: 584)	10,589,000	-	9,511,000	(8,911,000)	600,000	600,000	-	-	-	-	-	11,189,000
522	26023	ACGO#21 WF HOUSING CULTURAL INSTITUTION (Split-funded with Line: 585)	-	-	4,000,000	(4,000,000)	-	-	-	-	-	-	-	-
523	24423	ACGO#5 COLONY THEATER (Split-funded with Line: 586)	1,506,000	-	3,380,000	(3,380,000)	-	-	-	-	-	-	-	1,506,000
524	24323	ACGO#4 FILLMORE (JACKIE GLEASON)(Split-funded with Line: 587)	12,406,000	-	16,694,000	(16,694,000)	-	-	-	-	-	-	-	12,406,000
525	24923	ACGO#10 BYRON CARLYLE THEATER (Split-funded with Line: 588)	10,590,000	-	19,980,000	(19,980,000)	-	-	-	-	-	-	-	10,590,000
Fund Total:			35,091,000	-	53,565,000	(52,965,000)	600,000	600,000	-	-	-	-	-	35,691,000
					Fund 395 Available Balance		1,504,471							
					Projected Revenue									
					Remaining Available Balance		904,471							
OTHER BONDS/MULTI-USE/MISCELLANEOUS FUNDS - TOTAL:			40,305,318	1,091,278	57,140,000	(54,144,538)	2,995,462	2,995,462	-	295,000	295,000	295,000	75,000	45,352,058

CITY OF MIAMI BEACH
FY 2026 - 2030 CAPITAL IMPROVEMENT PLAN BY FUNDING SUMMARY

ITEM #	PROJECT	PROJECT NAME	Previous Years	FY 2025 Amended Budget	FY 2026 Programmed	FY 2026 New Requests	FY 2026 Requests	FY 2026 Proposed	FY 2026 Unfunded Requests	FY 2027 Programmed	FY 2028 Programmed	FY 2029 Programmed	FY 2030 Programmed	Total
OTHER ENTERPRISE & INTERNAL SERVICE FUNDS														
410 BUILDING CAPITAL FUND														
526	64526	7605 COLLINS AVE BUILDOUT/RENOVATION	-	1,000,000	-	1,020,000	1,020,000	-	1,020,000	-	-	-	-	2,020,000
Fund Total:			-	1,000,000	-	1,020,000	1,020,000	-	1,020,000	-	-	-	-	2,020,000
					Fund 410 Available Balance		11,006,000							
					Projected Revenue									
					Remaining Available Balance		11,006,000							
435 SANITATION ENTERPRISE FUND														
527	61926	ELECTROWAVE EXTERIOR/INTERIOR PAINTING	-	-	28,000	(28,000)	-	-	-	-	-	-	-	-
Fund Total:			-	-	28,000	(28,000)	-	-	-	-	-	-	-	-
					Fund 435 Available Balance		2,231,323							
					Projected Revenue									
					Remaining Available Balance		2,231,323							
510 FLEET MANAGEMENT FUND														
528	67526	FLEET MANAGEMENT WAREHOUSE HVAC IMPROVEMENTS	-	-	300,000		300,000		300,000	-	-	-	-	300,000
529	63626	FLEET MGMT AWNING STRUCTURE	-	-	31,000	69,000	100,000		100,000	-	-	-	-	100,000
530	FAC009	FLEET MGMT GENERATOR REPLACEMENT	-	-	-	400,000	400,000		400,000	-	-	-	-	400,000
531	63922	FLEET BAYS PLUMBING RENEWAL	-	-	141,000		141,000		141,000	-	-	-	-	141,000
532	67928	FLEET MGMT RESTROOMS RENOVATION	-	-	100,000		100,000		100,000	-	-	-	-	100,000
533	FAC056	FLEET MGMT LOCKER ROOM RENOVATION	-	-	-	150,000	150,000		150,000	-	-	-	-	150,000
534	68028	FLEET / SANITATION PERIMETER FENCE	-	-	200,000		200,000		200,000	-	-	-	-	200,000
535	69725	FLEET MGMT AUTO ROLL UP DOORS UPGRADE	-	-	80,000	20,000	100,000		100,000	-	-	-	-	100,000
536	65718	FLEET MANAGEMENT WAREHOUSE CEILING	-	-	30,000	70,000	100,000		100,000	-	-	-	-	100,000
537	63526	FLEET MGMT OFFICE RECONFIGURATION	-	-	104,000	(104,000)	-		-	-	-	-	-	-
538	69825	ELECTRO WAVE BUILDING IMPROVEMENTS	-	-	200,000		200,000		200,000	-	-	-	-	200,000
539	66118	FLEET MANAGEMENT BAYS PAINTING	-	-	120,000	(120,000)	-		-	-	-	-	-	-
540	63726	ELECTRO WAVE BUILDING PAINTING	-	-	28,000	72,000	100,000		100,000	-	-	-	-	100,000
541	65918	FLEET MANAGEMENT LED LIGHTING	-	-	75,000	(75,000)	-		-	-	-	-	-	-
542	69925	FLEET MANAGEMENT SOLAR PANELS	-	-	800,000		800,000		800,000	-	-	-	-	800,000
543	60326	FY26 VEHICLE/EQUIPMENT REPLACEMENT	-	-	9,098,877	488,923	9,587,800	9,587,800	-	-	-	-	-	9,587,800
544	FAC008	FLEET MGMT WAREHOUSE CLIMATE CONTROL IMPROVEMENTS	-	-	-	-	-		-	600,000	-	-	-	600,000
545	62329	FY27 VEHICLE/EQUIPMENT REPLACEMENT	-	-	-	-	-		-	10,029,235	-	-	-	10,029,235
546	66528	FY28 VEHICLE/EQUIPMENT REPLACEMENT	-	-	-	-	-		-	-	9,519,177	-	-	9,519,177
547	68829	FY29 VEHICLE/EQUIPMENT REPLACEMENT	-	-	-	-	-		-	-	-	6,817,737	-	6,817,737
548	FLT001	FY30 VEHICLE/EQUIPMENT REPLACEMENT	-	-	-	-	-		-	-	-	-	13,443,538	13,443,538
549	63725	FLEET MGMT INTERCOM SYSTEM	-	-	57,000	(57,000)	-		-	-	-	-	-	-
Fund Total:			-	-	11,364,877	913,923	12,278,800	9,587,800	2,691,000	10,629,235	9,519,177	6,817,737	13,443,538	52,688,487
					Fund 510 Available Balance		-							
					Projected Revenue		9,587,800							
					Remaining Available Balance		-							
550 COMMUNICATIONS FUND														
550	63823	FIRE ADMIN BLDG UPS SYSTEM RENEWAL (Funding swap)	-	-	-	39,000	39,000	39,000	-	-	-	-	-	39,000
Fund Total:			-	-	-	39,000	39,000	39,000	-	-	-	-	-	39,000
					Fund 550 Available Balance		-							
					Projected Revenue		-							
					Release of R&R		39,000							
					Remaining Available Balance		-							
OTHER ENTERPRISE & INTERNAL SERVICE FUNDS - TOTAL:			-	1,000,000	11,392,877	1,944,923	13,337,800	9,626,800	3,711,000	10,629,235	9,519,177	6,817,737	13,443,538	54,747,487

CITY OF MIAMI BEACH
FY 2026 - 2030 CAPITAL IMPROVEMENT PLAN BY FUNDING SUMMARY

ITEM #	PROJECT	PROJECT NAME	Previous Years	FY 2025 Amended Budget	FY 2026 Programmed	FY 2026 New Requests	FY 2026 Requests	FY 2026 Proposed	FY 2026 Unfunded Requests	FY 2027 Programmed	FY 2028 Programmed	FY 2029 Programmed	FY 2030 Programmed	Total
OTHER FUTURE BONDS														
FGO NEIGH FUTURE G.O. BONDS NEIGHBORHOOD														
551	24619	GO#37: SIDEWALK IMPROVEMENTS	-	-	1,639,934	(1,639,934)	-	-	-	1,639,934	3,900,000	-	-	5,539,934
552	27319	GO#31: OCEAN DRIVE CORRIDOR	-	-	18,451,000	(18,451,000)	-	-	-	18,451,000	-	-	-	18,451,000
553	27519	GO#34: ABOVE GROUND IMPROVEMENTS	-	-	21,888,000	(21,888,000)	-	-	-	21,888,000	20,000,000	-	-	41,888,000
554	27619	GO#35: FLAMINGO PARK NEIGHBORHOOD	-	-	-	-	-	-	-	-	20,000,000	-	-	20,000,000
555	27719	GO#36: WASHINGTON AVE. CORRIDOR	-	-	9,602,384	(9,602,384)	-	-	-	9,602,384	-	-	-	9,602,384
556	27819	GO#38: STREET PAVEMENT	-	-	3,500,000	(3,500,000)	-	-	-	3,500,000	12,100,000	-	-	15,600,000
557	28019	GO#40: 41 ST. CORRIDOR (Split-funded with Line: 518)	-	-	12,468,682	(12,468,682)	-	-	-	12,468,682	-	-	-	12,468,682
558	28119	GO#41: LA GORCE NEIGHBORHOOD	-	-	-	-	-	-	-	-	14,000,000	-	-	14,000,000
559	28219	GO#44: NORTH SHORE NEIGHBORHOOD	-	-	-	-	-	-	-	-	8,000,000	-	-	8,000,000
560	68619	GO#43: BIKE LANES & SHARED USE PATH	-	-	2,620,000	(2,620,000)	-	-	-	2,620,000	-	-	-	2,620,000
Fund Total:			-	-	70,170,000	(70,170,000)	-	-	-	70,170,000	78,000,000	-	-	148,170,000
FGO P-SAFE FUTURE GO BONDS PUBLIC SAFETY														
561	28319	GO#45: FIRE STATION #1 (Grant Funded)	-	-	6,000,000	(6,000,000)	-	-	-	6,000,000	-	-	-	6,000,000
562	28419	GO#46: OCEAN RESCUE NOBE FACILITY	-	-	4,000,000	(4,000,000)	-	-	-	4,000,000	-	-	-	4,000,000
563	28619	GO#51: FIRE STATION #3	-	-	10,000,000	(10,000,000)	-	-	-	10,000,000	-	-	-	10,000,000
564	28719	GO#53: SECURITY FOR PUBLIC SPACES	-	-	2,350,000	(2,350,000)	-	-	-	2,350,000	-	-	-	2,350,000
565	28819	GO#54: MARINE PATROL FACILITY	-	-	700,000	(700,000)	-	-	-	700,000	-	-	-	700,000
566	68519	GO#48: POLICE HQ FACILITY	-	-	4,500,000	(4,500,000)	-	-	-	4,500,000	-	-	-	4,500,000
567	68919	GO#52: LED LIGHTING IN PARKS	-	-	759,000	(759,000)	-	-	-	759,000	-	-	-	759,000
568	69019	GO#55: STREET LIGHTING IMPROVEMENTS	-	-	6,500,000	(6,500,000)	-	-	-	6,500,000	-	-	-	6,500,000
Fund Total:			-	-	34,809,000	(34,809,000)	-	-	-	34,809,000	-	-	-	34,809,000
FGO PKS FUTURE G.O. BONDS PARKS														
569	25019	GO#1: 72ND STREET COMMUNITY COMPLEX	-	-	43,000,000	(43,000,000)	-	-	-	43,000,000	-	-	-	43,000,000
570	25419	GO#5: FLAMINGO PARK & YOUTH CENTER	-	-	15,150,000	(15,150,000)	-	-	-	15,150,000	-	-	-	15,150,000
571	25519	GO#6: FISHER PARK	-	-	105,000	(105,000)	-	-	-	105,000	-	-	-	105,000
572	26019	GO#11: MUSS PARK	-	-	250,000	(250,000)	-	-	-	250,000	-	-	-	250,000
573	26219	GO#13: N.SHORE PARK & YOUTH CENTER	-	-	3,694,000	(3,694,000)	-	-	-	3,694,000	-	-	-	3,694,000
574	26719	GO#23: BAYWIK PEDESTRIAN BRIDGE (Grant Funded)	-	-	5,000,000	(5,000,000)	-	-	-	5,000,000	-	-	-	5,000,000
575	27019	GO#28: ART DECO MUSEUM	-	-	2,000,000	(2,000,000)	-	-	-	2,000,000	-	-	-	2,000,000
576	27119	GO#29: WEST LOTS	-	-	4,000,000	(4,000,000)	-	-	-	4,000,000	-	-	-	4,000,000
577	27219	GO#30: SKATE PARK	-	-	217,000	(217,000)	-	-	-	217,000	-	-	-	217,000
578	67519	GO#14: PALM ISLAND PARK	-	-	231,000	(231,000)	-	-	-	231,000	-	-	-	231,000
579	67619	GO#16: PINETREE PARK	-	-	700,000	(700,000)	-	-	-	700,000	-	-	-	700,000
580	67719	GO#20: SOUTH POINTE PARK	-	-	480,000	(480,000)	-	-	-	480,000	-	-	-	480,000
581	67919	GO#22: TATUM PARK	-	-	840,000	(840,000)	-	-	-	840,000	-	-	-	840,000
582	68019	GO#25: WATERWAY RESTORATION	-	-	5,500,000	(5,500,000)	-	-	-	5,500,000	-	-	-	5,500,000
Fund Total:			-	-	81,167,000	(81,167,000)	-	-	-	81,167,000	-	-	-	81,167,000
FGO ACF-GOB TAX-EXEMP														
583	25423	ACGO#15 THE WOLFSONIAN - FIU (Split-funded with Line: 519)	-	-	-	-	-	-	-	3,500,000	-	-	-	3,500,000
Fund Total:			-	-	-	-	-	-	-	3,500,000	-	-	-	3,500,000
FGO ACF-GOB TAXABLE														
584	24023	ACGO#1 BASS MUSEUM OF ART (Split-funded with Line: 521)	-	-	-	-	-	-	-	9,511,000	-	-	-	9,511,000
585	26023	ACGO#21 WORKFORCE HOUSING CULTURAL INSTITUTION (Split-funded with Line: 522)	-	-	-	-	-	-	-	4,000,000	-	-	-	4,000,000
586	24423	ACGO#5 COLONY THEATER (Split-funded with Line: 523)	-	-	-	-	-	-	-	3,380,000	-	-	-	3,380,000
587	24323	ACGO#4 FILLMORE (JACKIE GLEASON)(Split-funded with Line: 524)	-	-	-	-	-	-	-	16,694,000	-	-	-	16,694,000
588	24923	ACGO#10 BYRON CARLYLE THEATER (Split-funded with Line: 525)	-	-	-	-	-	-	-	19,980,000	-	-	-	19,980,000
Fund Total:			-	-	-	-	-	-	-	53,565,000	-	-	-	53,565,000
OTHER FUTURE BONDS - TOTAL:			-	-	186,146,000	(186,146,000)	-	-	-	243,211,000	78,000,000	-	-	321,211,000
Grand Total:			149,822,872	28,599,323	514,808,731	(186,890,921)	327,917,810	133,475,186	194,442,624	608,700,952	207,232,215	147,050,436	80,748,044	1,550,071,652
													FY 2026-2030 TOTAL	1,371,649,457