

Mr. Mustafa Erkoru
Project Manager
1350 Collins Avenue Group
1350 Collins Avenue
Miami Beach, FL 33139

13 December 2024
PJ2024-1436-L02

Subject: Casa Orchidea - Reply to Arpeggio Peer Review, dated November 18, 2024
and Venue Ambient Sound Survey

Dear Mr. Erkoru:

As requested, Brooks Acoustics Corporation (BAC) provides this reply to the Arpeggio Peer Review and has conducted an ambient baseline sound survey at a proposed venue known as Casa Orchidea (Venue) which is to be located on the first floor of the building at 1350 Collins Avenue, Miami Beach, FL.

In sum, the applicant will be able to successfully address concerns raised in the peer review. Also, the ambient baseline sound survey at the Collins Avenue venue and surrounding area supports the conclusions of the initial sound study.

The measured background sound levels confirm the results of the initial study which stated that music played over the loudspeakers in the proposed venue during both background ambient operation and also non-ambient entertainment are expected to be *below normal conversation sound levels at the outside receiver locations of interest, as well as being consistent with prevailing background sound levels*. The audio will not interfere with normal conversation at the sidewalk location adjacent to the venue. The sound levels are also expected to be below conversation and background levels at the hotels adjacent or near the venue. The sound levels at hotels and residences at further distances from those properties will be even lower.

Moreover, based on the measured ambient sound levels in the area the sound from the music operation is not expected to be plainly audible at a distance of 100 feet from the venue.

This confirms that the audio system equipment and loudspeakers in the proposed venue at 1350 Collins Avenue will be **in compliance** with typical Conditional Use Permit requirements.

Reply to Peer Review – We thank the Peer Reviewer for the very helpful comments. Our reply follows:

1. Trees Acting as Sound Barriers

We agree with the Reviewer's comment that trees will not provide significant sound attenuation for this venue. The trees were briefly mentioned in the audio system designer's document. However, sound attenuation from trees was not included in the acoustical design analysis for the venue. So, the presence or absence of trees had no effect on the results of the acoustical design analysis.

2. Impact on Guestrooms in the Orchid Hotel and the Commodore Hotel

Sound tests and calibration will be done post-installation of the audio equipment, as per typical conditions in the staff report. These sound tests and calibrations will be done to assist in and complete the commissioning of the audio system. Calibration, using measurements taken with both the dBA and dBC scales will be conducted so as to minimize the potential for audibility in the hotel guest rooms.

3. Sound Survey on Collins Avenue and environs

The immediate purpose and goal of this sound survey was to conduct ambient baseline sound testing as requested by the City of Miami Beach for a Conditional Use Permit (CUP).

Summary

Sound survey testing was conducted to establish the ambient sound levels at and around the site of the proposed Casa Orchidea restaurant venue. Ambient sound levels were acquired by testing at seven (7) locations at and around the venue site. Five of locations were at adjacent properties to the site. Two locations were on the site, with one location in an outdoor courtyard and the other location in a hotel suite on the second floor above the proposed restaurant venue.

The ambient sound levels at the outdoor locations ranged from 56 to 80 dBA and from 69 to 85 dBC.

The ambient sound levels in the indoor location was 41 dBA and 51 dBC.

Sound survey at the proposed venue site – Procedure and measurement locations

The sound testing was conducted on December 8, 2024, from about 4 PM to about 11 PM. Testing was conducted by Denis Schwachtgen of BAC. The procedures were consistent with the acoustic test requirements specified in generally accepted standards for outdoor environmental sound measurement, including as ANSI/ASA S12.9 and ASTM E1503, and for indoor testing with standards such as ANSI/ASA S12.2 and ASTM E336.

The survey test **field acoustic measurement system** was a digital (Type 1) integrating logging sound level analyzer (NOR 140). The sound analyzer system was mounted on a tripod and was transported to the various field survey test positions, where records with time durations from 5 to 15 minutes were taken.

Multiple measurements were taken at each position. The sound measurements were taken in two time periods to represent both the afternoon and evening time periods which are expected for the normal operation of the venue.

The sound analyzer system was used to record the sound levels, the sound waveforms and the sound spectral content at the various test positions. By varying measurement positions and durations, a total of 13 sound level measurements were made across the Casa Orchidea site and the surrounding area.

The field acoustic measurement system was calibrated with equipment directly traceable to the U.S. National Institute for Standards and Technology (NIST). The nominal accuracy for these measurement systems is ± 1.5 dB. The acoustic measurement system was field calibrated before and after the sound test surveys to confirm accuracy and proper data acquisition. A listing of the test instrument components is given in **Table 1**, in the attached Appendix.


The acoustics measurement **test protocol** for the field test system was set to ANSI standard A-weighting (human hearing) and Z-weighting (unweighted) for frequency, with fast time weighting. The internal clock of the sound analyzer was synchronized with the NIST atomic clock to within a tolerance of 1 second. During the test, the sound level meter continuously measured the sound level and stored acoustical parameters for each 1 second sample periods and for the total test duration. Observation logs and notes were also taken by the operator to identify test procedures as well as significant sound generating events.

For a particular test period, sound levels may fluctuate due to the variation of sound source signals which are received at that location. In the case of this sound survey, sound level fluctuations occurred due to the variations in the activity including road traffic and people on the nearby Collins Avenue. Statistically derived acoustical metrics are therefore provided. These statistical quantities are useful for characterizing environmental sound in terms of its steadiness, or its variation with time. The following statistical metrics are presented in this measurement study:

- **LAeq level:** The LAeq metric, called the equivalent sound level, represents energy average during the test period.
- **LA90 level:** This metric is the A-weighted sound pressure level that is exceeded 90 percent of the time over the duration of the data sample period. The LA90 level is defined as the ambient background baseline sound level.
- **LA10 level:** This metric is the A-weighted sound pressure level that is exceeded 10 percent of the time over the total duration of the sound level recording.

Measurement Locations

The field survey test positions were selected to best represent the ambient sound levels of interest. The test positions are shown in the aerial photo below.



Aerial view of the proposed venue site (Source: Google Earth).

Pos. 1: Collins Ave: Clifton Hotel

Pos. 2: Collins Ave: Rock Apartments and Coyote Taqueria Bar

Pos. 3: Collins Ave: Commodore Hotel and FL Cafe

Pos. 4: Collins Ave: Shepley Hotel

Pos. 5: Back Alley (Collins Ct): Behind 1350 Collins Ave (Casa Orchidea)

Pos. 6: 1350 Collins Ave - Hotel Orchid Guest Suites: SE Corner Bedroom

Pos. 7: 1350 Collins Ave - Casa Orchidea Building: Outside Venue (Court Center)

The field survey test positions, shown above, are listed in the table below.

Position 1	Collins Ave: Clifton Hotel
Position 2	Collins Ave: Rock Apartments and Coyote Taqueria Bar
Position 3	Collins Ave: Commodore Hotel and FL Cafe
Position 4	Collins Ave: Shepley Hotel
Position 5	Back Alley (Collins Ct): Behind 1350 Collins Ave (Casa Orchidea)
Position 6	1350 Collins Ave - Hotel Orchid Guest Suites: SE Corner Bedroom
Position 7	1350 Collins Ave - Casa Orchidea Building: Outside Venue Court

Photographs documenting the measurement positions are given below.



Pos. 1: Collins Ave: Clifton Hotel




Pos. 2: Collins Ave: Rock Apartments and Coyote Taqueria Bar



Pos. 3: Collins Ave: Commodore Hotel and FL Cafe




Pos. 4: Collins Ave: Shepley Hotel



Pos. 5: Back Alley (Collins Ct): Behind 1350 Collins Ave (Casa Orchidea)



Pos. 6: 1350 Collins Ave - Hotel Orchid Guest Suites: SE Corner Bedroom



Pos. 7: 1350 Collins Ave - Casa Orchidea Building: Outside Venue (Court Center)

It is noted that access to the Casa Orchidea building interior was available for testing during the afternoon survey period only. Access to the building interior was not available during the evening survey period.

However, based on the measured test data, discussed below, it was seen that the outdoor sound levels generally increased somewhat during the evening hours compared to the afternoon hours. This is primarily due to the increase in road traffic sound during the evening, as well as some existing entertainment sound from a neighborhood venue operating in the evening.

Data Analysis

In this analysis, measured sound levels are given in terms of standard decibels, or "dB". These sound levels were both A- and C-weighted. Sound level measurements which apply **A-weighting** are designated by the symbol "**dBA**". A-weighting of the sound levels is meant to approximate the response of human hearing to the impacts of sounds. Sound level measurements which apply **C-weighting** are represented by the symbol "**dBC**" and are considered to be more sensitive to low (bass) frequencies, as was noted in the Peer Review's report.

In addition, sound temporal (time history, TH), statistical and spectral information were analyzed.

Time History (TH) Analysis

Detailed sound test results for the sound survey are given in the form of **Time History Charts**, which show the change in sound level over time for each test record.

Time history analysis of sound data can be very helpful for understanding the character of the tested acoustical environment. Simply stated, the sound level time history indicates the sound level that is measured at any given moment of time during the test period. In this analysis, the sound time history for the test is represented by a chart showing how the measured sound levels varied with time. A steady sound will appear to be more of a flat line on the chart, while cyclical or variable sounds will appear as a series of peaks and valleys on the chart.

Statistical Analysis

Measured sound survey data may be presented in terms of statistically derived sound level parameters, in order to quantify the background sound level at the proposed site.

For a particular test period, sound levels may fluctuate due to the variation of sound source signals which are received at that location. In the case of this sound survey, sound level fluctuations occurred due to the variations in the road traffic and other activities in the area. An analysis was conducted to provide statistically derived acoustic data quantities. These statistical quantities are useful for characterizing environmental sound in terms of its steadiness, or its variation with time.

An example of a statistically derived quantity is the LA₉₀ level, also called the LA90 level. This metric is the A-weighted sound pressure level that is exceeded 90 percent of the time over the duration of the data sample period. In many sound analysis protocols, the **LA₉₀ level is defined as the ambient background, or baseline, sound level.**

Similarly, the LA₁₀ level, also called the LA10 level, defines the A-weighted sound pressure level that is exceeded 10 percent of the time over the total duration of the sound level recording. In addition, the metric LA_{eq}, called the equivalent sound level or energy average during the test period, was analyzed.

Spectral Analysis – 1/3 Octave Bands (3rdOCT)

Also included in this report are spectral sound test data.

These data are the result of a spectral analysis of the measured sound. In this analysis, the measured sound of the test record is divided into bands, known as 1/3 octave bands (OB), which range from low frequency (bass) to high frequency (treble) sounds. The sound levels associated with each of these frequency bands may be shown on a **spectrum chart** ranging from low pitch on the left to high pitch on the right, like the arrangement of a piano keyboard. The measured 1/3 OB levels may be used in an engineering analysis to determine the causation mechanisms of the sound.

Sound survey – Measurement results

The sound survey results in terms of the LAeq (dBA), LA90 (dBA) and LCeq (dBC) metrics measured during the entire test record at each location are shown in the Tables below.

Late Afternoon Measurement (Timeframe: 4:00 PM to 6:00 PM)

Pos. Nbr.	Position Name	Measured Acoustical Metrics			Notable Sound Events during Recording Period
		LCeq [dBC]	LAeq [dBA]	LA90 [dBA]	
1	Collins Ave: Clifton Hotel	75.8	61.6	58.2	Moderate traffic on Collins Ave.
2	Collins Ave: Rock Apartments and Coyote Taqueria Bar	80.7	69.0	61.4	Main sound source: Cars at nearby red light.
3	Collins Ave: Commodore Hotel and FL Cafe	76.6	66.9	59.6	Main sound source: Passersby on Collins Ave sidewalk.
4	Collins Ave: Shepley Hotel	82.9	75.4	59.3	Car accelerating nearby, sound level peak: 102.9 dBA
5	Back Alley (Collins Ct): Behind 1350 Collins Ave	72.7	61.1	56.7	HVAC systems from nearby buildings audible.

Casa Orchidea Venue Measurement (Timeframe: 6:15 PM to 7:00 PM)

Pos. Nbr.	Position Name	Measured Acoustical Metrics			Notable Sound Events during Recording Period
		LCeq [dBC]	LAeq [dBA]	LA90 [dBA]	
6	1350 Collins Ave - Hotel Orchid Guest Suites: SE Corner Bedroom	51.4	41.0	37.4	HVAC system turned OFF in the measured room.
7	1350 Collins Ave - Casa Orchidea Building: Outside Venue Court	68.8	55.8	52.8	Main sound source: HVAC exhaust fans from the neighboring Shepley hotel.

Evening Measurement (Timeframe: 8:30 PM to 10:30 PM)

Pos. Nbr.	Position Name	Measured Acoustical Metrics			Notable Sound Events during Recording Period
		LCeq [dBC]	LAeq [dBA]	LA90 [dBA]	
1	Collins Ave: Clifton Hotel	76.2	65.0	57.4	<i>Main sound source: Passersby on the Collins Ave sidewalk.</i>
2	Collins Ave: Rock Apartments and Coyote Taqueria Bar	84.9	80.4	63.2	<i>Main sound source: Cars at nearby red light.</i>
3	Collins Ave: Commodore Hotel and FL Café	75.9	67.4	61.1	<i>Moderate traffic on Collins Ave.</i>
4	Collins Ave: Shepley Hotel	74.4	65.4	59.8	<i>Main sound source: Music coming from the nearby Coyote Taqueria Bar.</i>
5	Back Alley (Collins Ct): Behind 1350 Collins Ave	72.2	63.0	54.3	<i>No notable sound event during recording.</i>

The results of each separate measurement, including time history charts and spectral graphs, and more detail about the measurement conditions and significant sound generating events, are given in the Appendix, attached.

The measured background ambient sound levels are consistent with or higher than the estimated sound levels for the proposed audio system operating at its maximum volume. Therefore, it is expected that the audio system will not be a disturbance at residences or hotel guest rooms near the proposed venue.

Conclusions

- Responses are provided to the comments raised by the Peer Reviewer.
- Sound survey measurements were performed to determine the prevailing background ambient sound levels in the Casa Orchidea area for purposes of implementing the requirements of the Conditional Use Permit (CUP).
- Based on the measured background ambient sound levels it is concluded that no disturbance will occur from the operation of the proposed audio system at Casa Orchidea.

Please contact me if you have any questions concerning these findings.

Very truly yours,
BROOKS ACOUSTICS CORPORATION

Bennett M. Brooks, PE, FASA, INCE
President

Attachments

APPENDIX

Table 1

ACOUSTIC INSTRUMENTATION SYSTEMS

Sound Survey Measurements – 12-08-2024

Data Acquisition Equipment

- 1. Norsonic Instruments - Digital Precision Sound Level Analyzer – Class 1
Model NOR140, S/N 1403462
 - Microphone - Model 1225, S/N 98505
 - Acoustical Calibrator - Model 1256, S/N 125627059

Laboratory Playback and Analysis Equipment

- 1. GIGABYTE Tech. - Computer workstation with USB & SD interfaces
- 2. Microsoft - Microsoft 365 Office - Excel
- 3. Brooks Acoustics - BAC Proprietary Data Analysis Software

Certificates of Calibration available upon request.

1350 Collins Avenue Group
1350 Collins Avenue
Miami Beach, FL 33139

Sound Survey - 15 min Record

Collins Ave: Clifton Hotel

A-weighted & C-weighted Sound Levels

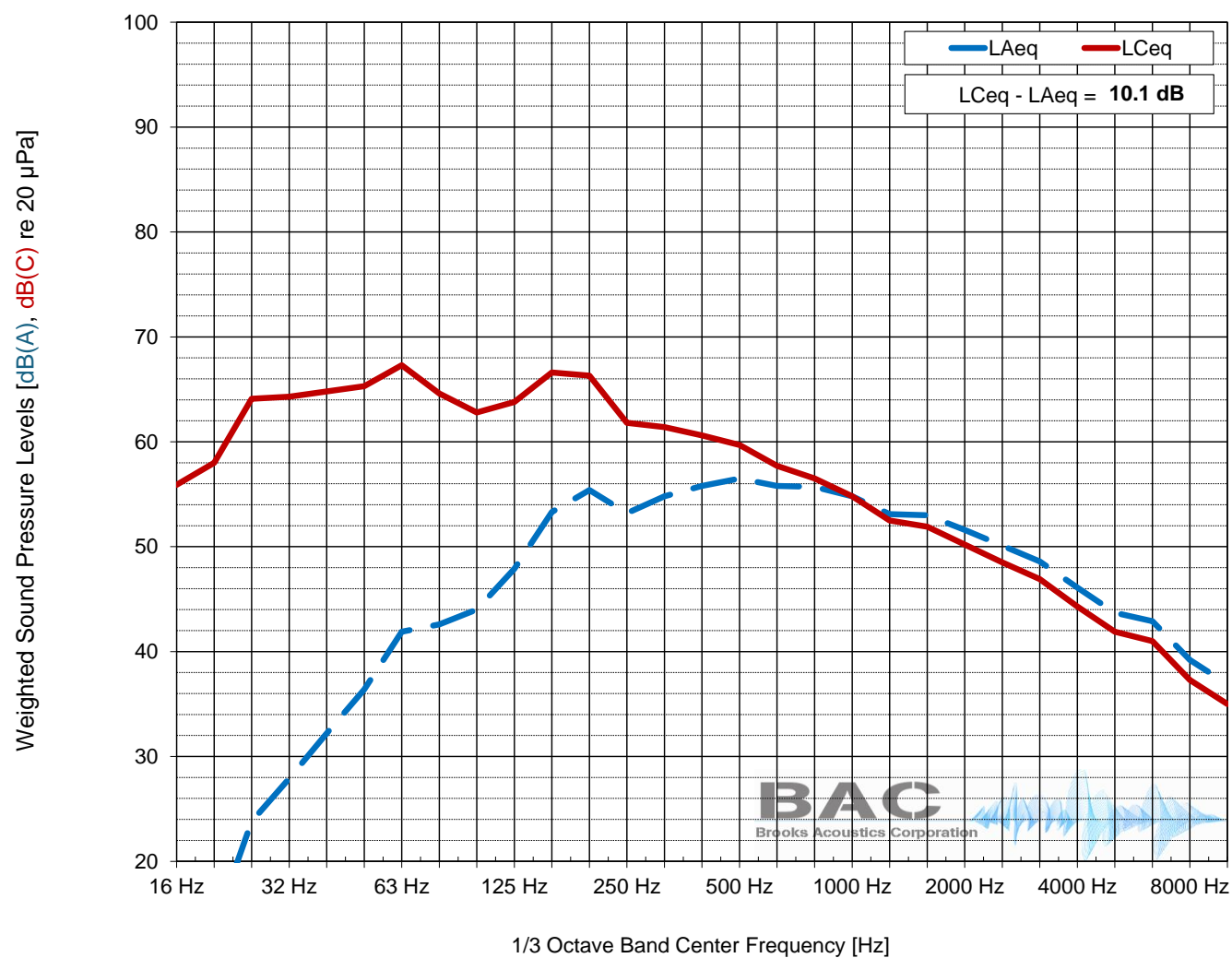
Date: 07 Dec 24

Time: 4:05 PM

Position: 1

L_{Aeq} = 65.9

L_{Ceq} = 76.2



1350 Collins Avenue Group
1350 Collins Avenue
Miami Beach, FL 33139

Sound Survey

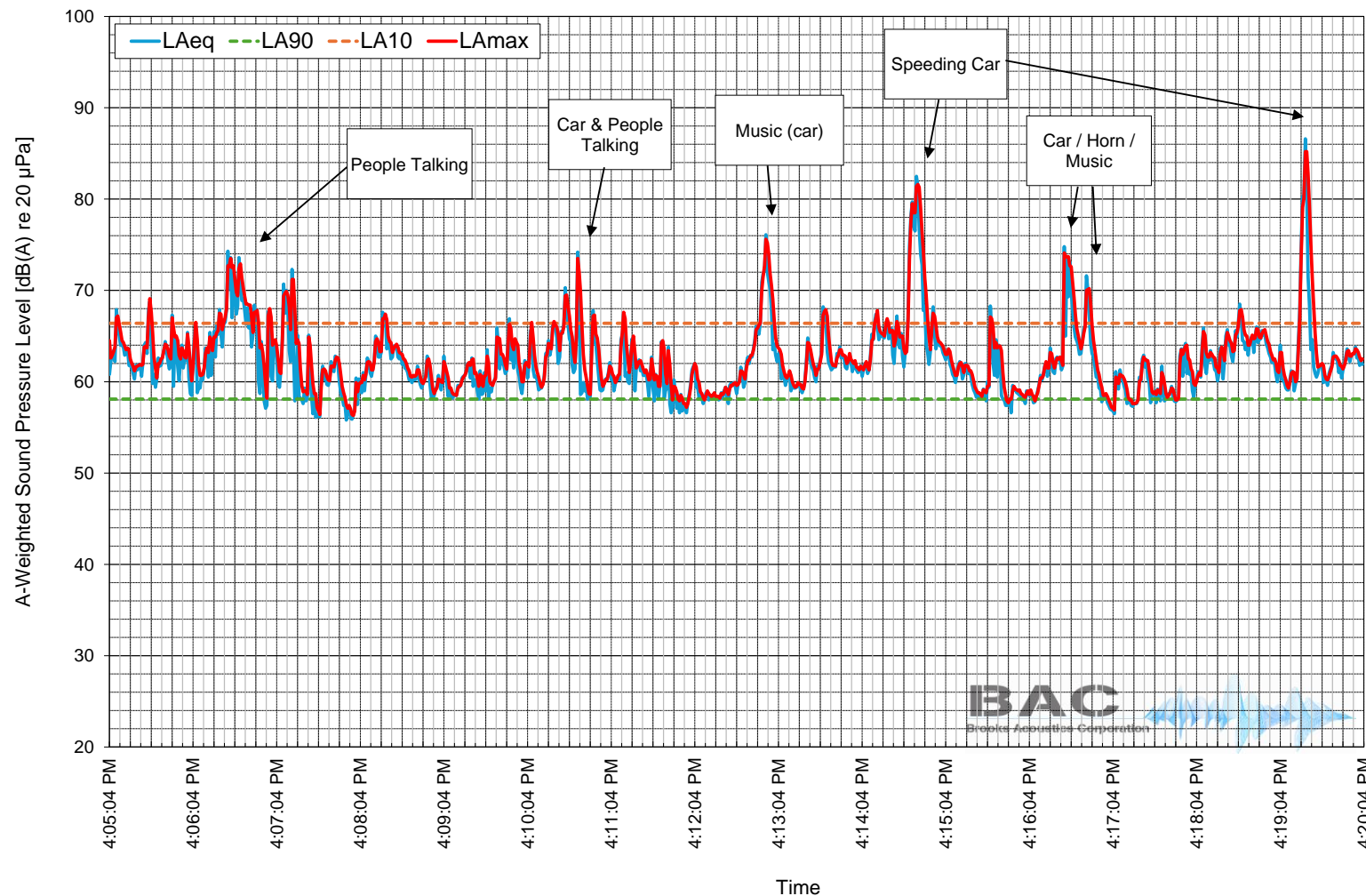
Collins Ave: Clifton Hotel

A-weighted Sound Levels
15 min record, 1 sec sample time

Date: 07 Dec 24

Time: 4:05 PM

Position: 1



Sound Levels [dB(A)]

$L_{AF,max} = 88.6$

$L_{AF,10\%} = 66.4$

$L_{AF,eq} = 65.9$

$L_{AF,90\%} = 58.1$

Atmospheric Conditions

Temp.: 80.0 °F

RH: 53.0 %

Overall Notes:

People talking near to the measurement equipment during the 7 first minutes of the recording.

1350 Collins Avenue Group
1350 Collins Avenue
Miami Beach, FL 33139

Sound Survey - 5 min Record

Collins Ave: Clifton Hotel

A-weighted & C-weighted Sound Levels

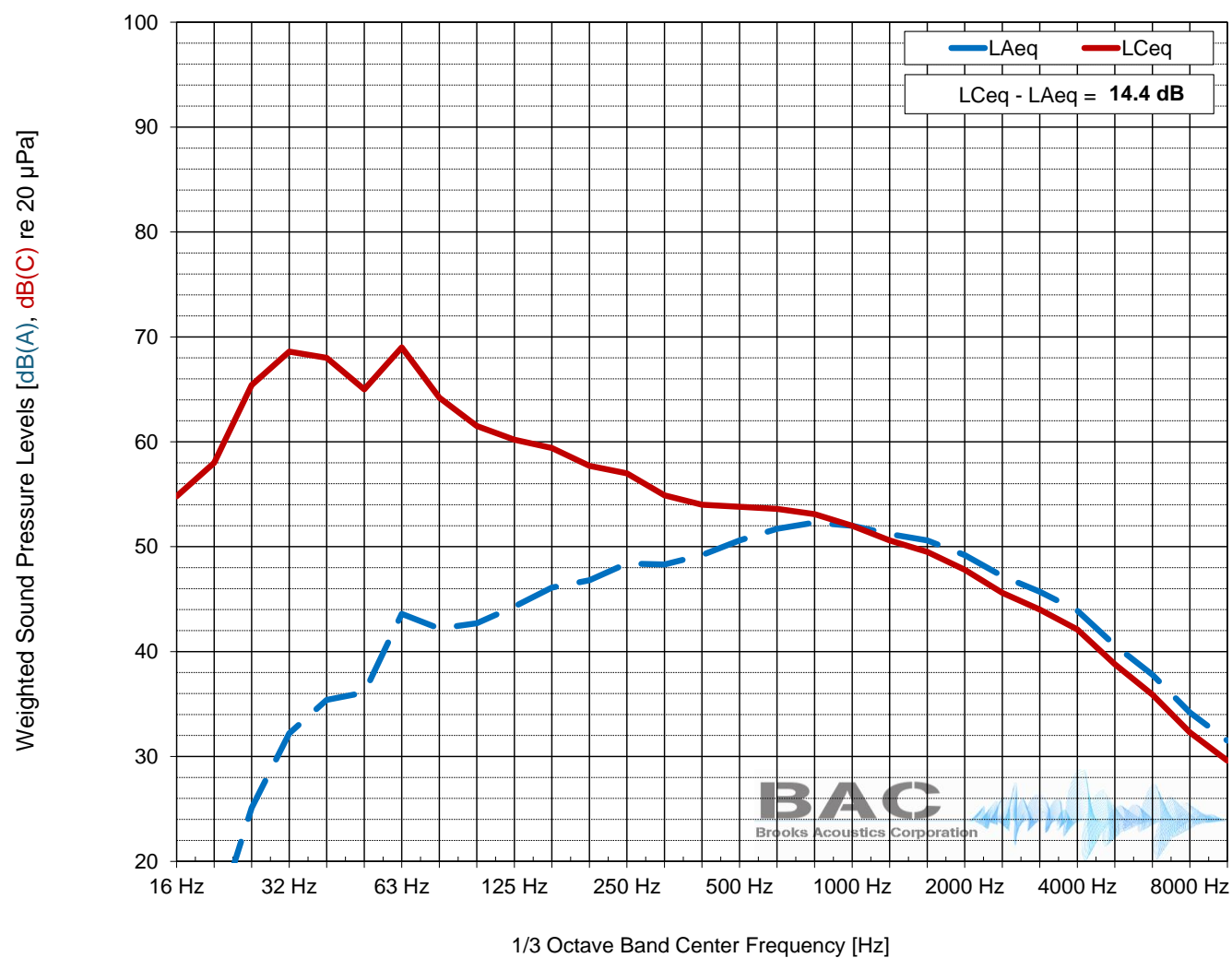
Date: 07 Dec 24

Time: 4:22 PM

Position: 1

LAeq = 61.6

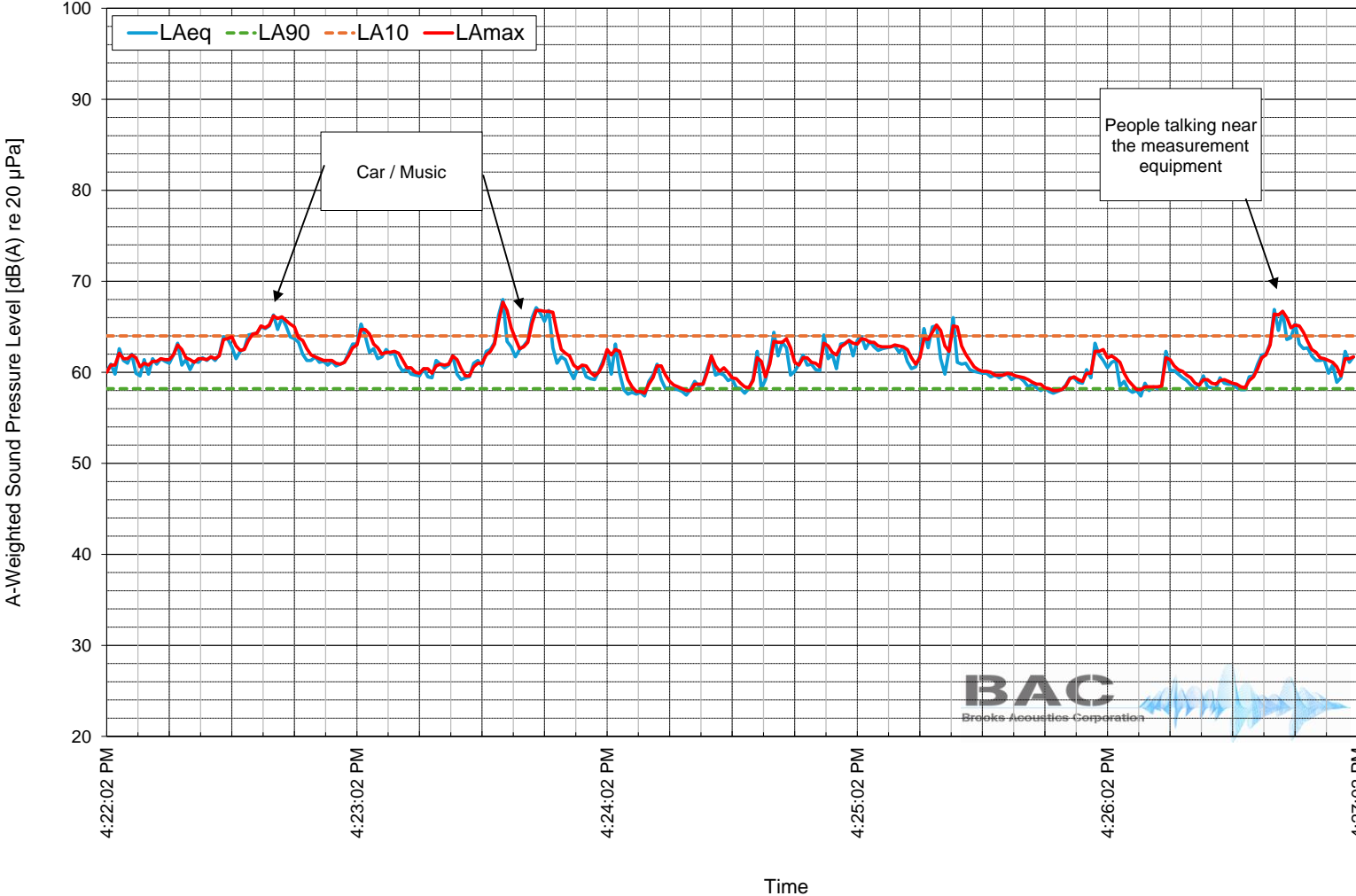
LCeq = 75.8



1350 Collins Avenue Group
1350 Collins Avenue
Miami Beach, FL33139

Sound Survey
Collins Ave: Clifton Hotel
A-weighted Sound Levels
5 min record, 1 sec sample time

Date: 07 Dec 24
Time: 4:22 PM
Position: 1



Sound Levels [dB(A)]
 $L_{AF,max} = 70.3$
 $L_{AF,10\%} = 64$
 $L_{AF,eq} = 61.6$
 $L_{AF,90\%} = 58.2$

Atmospheric Conditions
Temp.: 80.0 °F
RH: 53.0 %

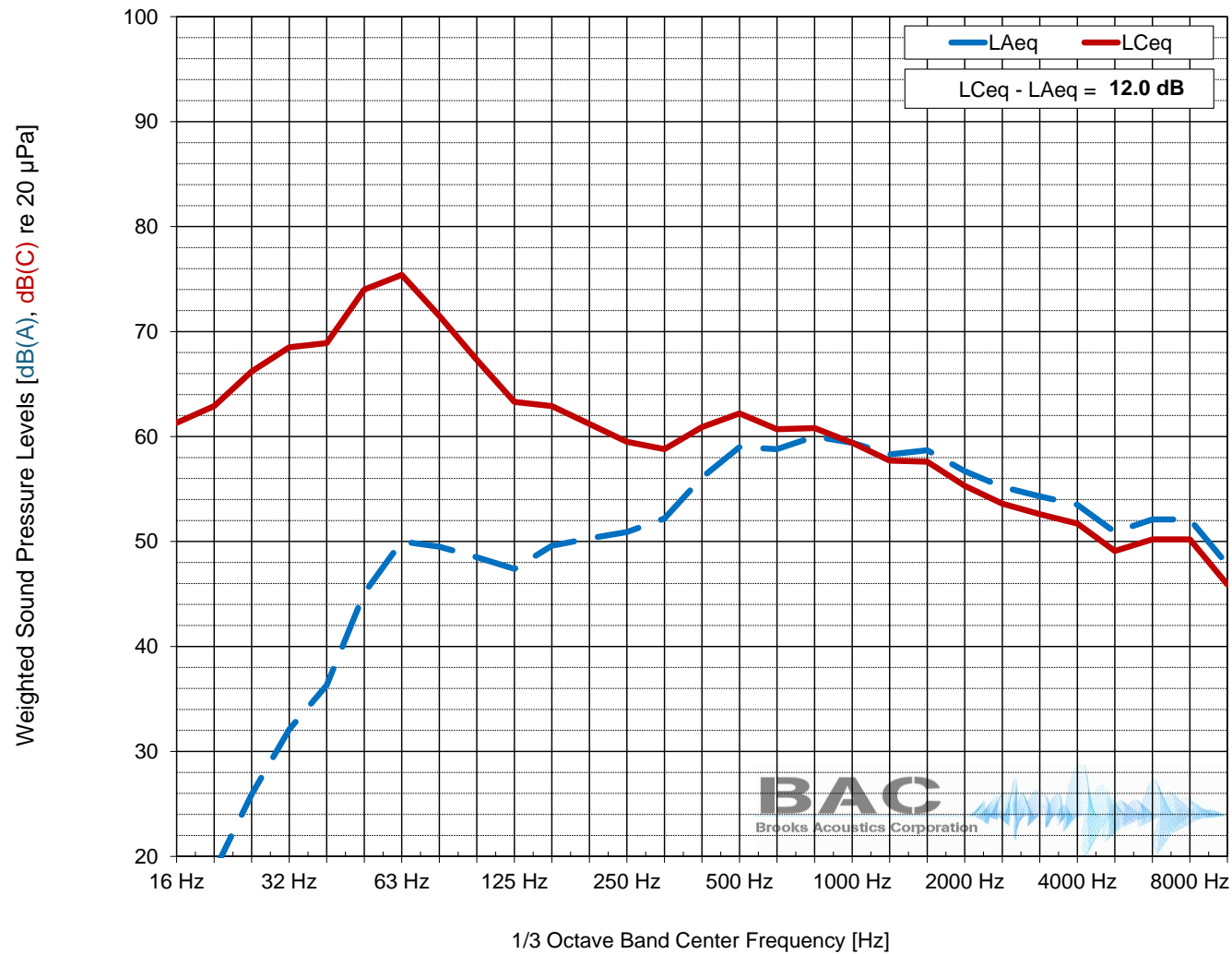
Overall Notes:
Moderate traffic on Collins Ave.

1350 Collins Avenue Group
1350 Collins Avenue
Miami Beach, FL 33139

Sound Survey - 15 min Record
Collins Ave: Rock Apartments and Coyote Taqueria Bar
A-weighted & C-weighted Sound Levels

Date: 07 Dec 24
Time: 4:28 PM
Position: 2

LAeq = 69 LCeq = 80.7



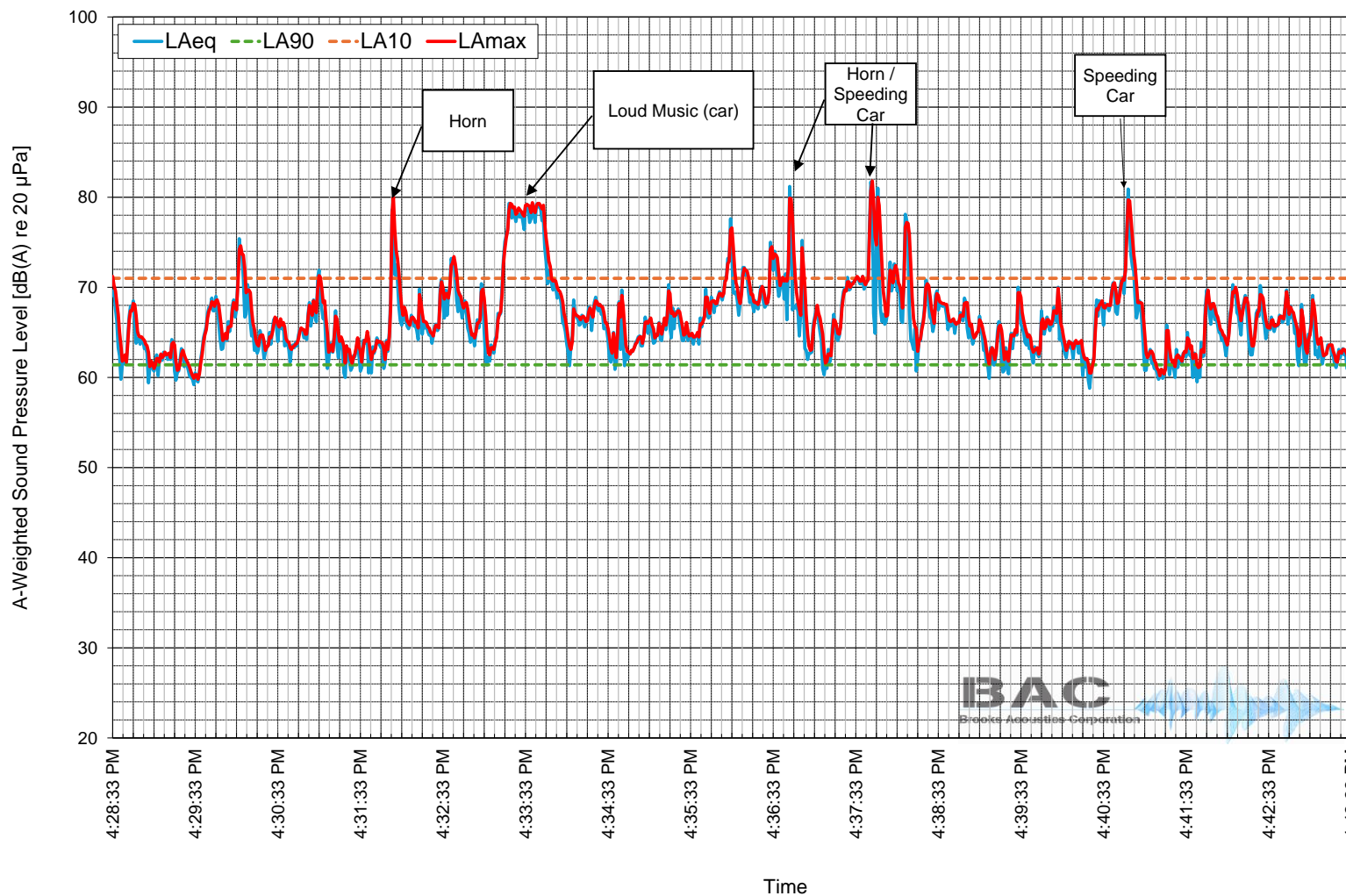
1350 Collins Avenue Group
1350 Collins Avenue
Miami Beach, FL 33139

Sound Survey

Collins Ave: Rock Apartments and Coyote Taqueria Bar

A-weighted Sound Levels
15 min record, 1 sec sample time

Date: 07 Dec 24
Time: 4:28 PM
Position: 2



Sound Levels [dB(A)]

$L_{AF,max} = 85.9$
 $L_{AF,10\%} = 71$
 $L_{AF,eq} = 69$
 $L_{AF,90\%} = 61.4$

Atmospheric Conditions

Temp.: 80.0 °F
RH: 53.0 %

Overall Notes:

Wind gusts up to 8 mph, coming from north.

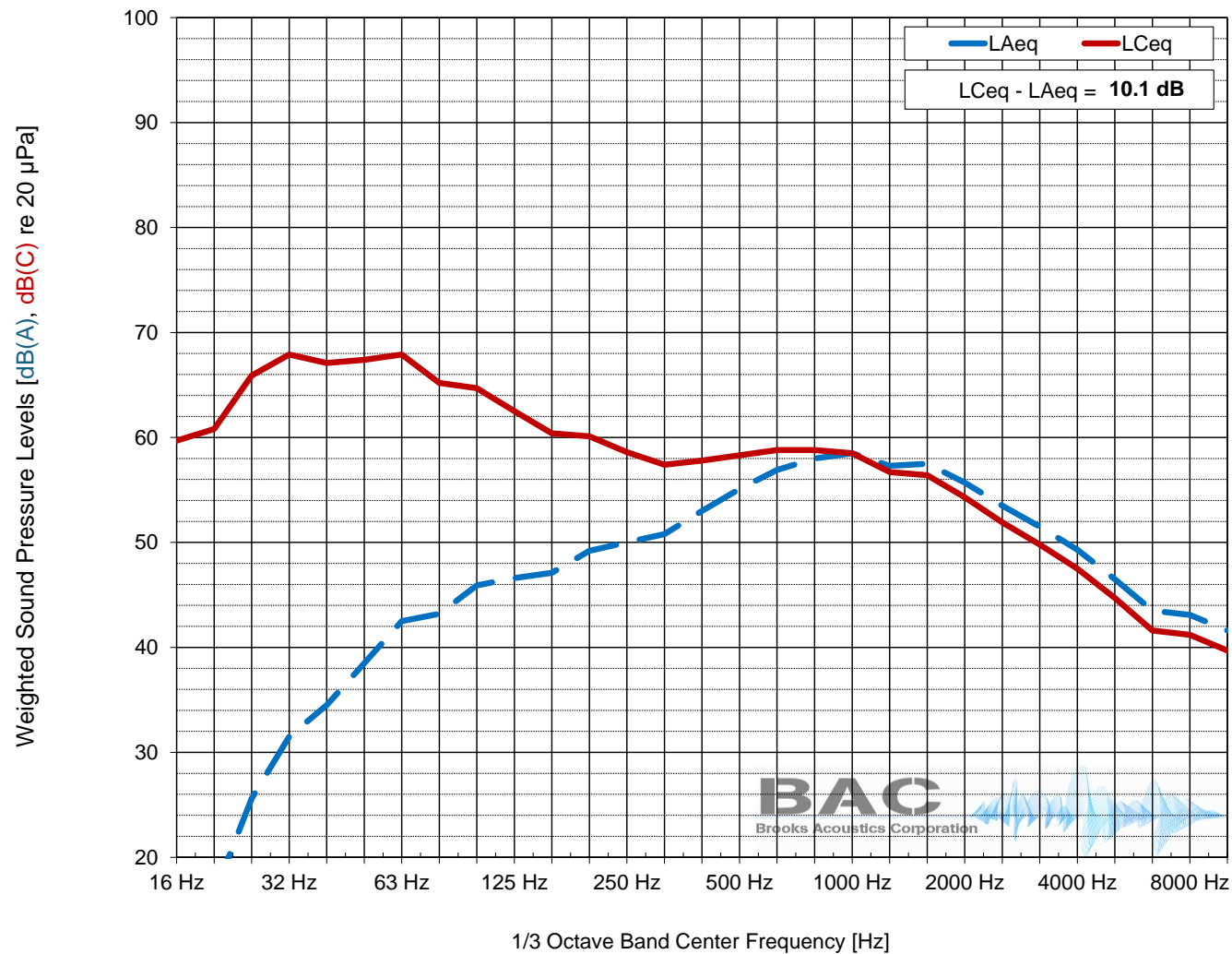
Main sound source: Cars at nearby red light.

1350 Collins Avenue Group
1350 Collins Avenue
Miami Beach, FL 33139

Sound Survey - 15 min Record
Collins Ave: Commodore Hotel and FL Cafe
A-weighted & C-weighted Sound Levels

Date: 07 Dec 24
Time: 4:52 PM
Position: 3

LAeq = 66.9 LCeq = 76.6



1350 Collins Avenue Group
1350 Collins Avenue
Miami Beach, FL 33139

Sound Survey

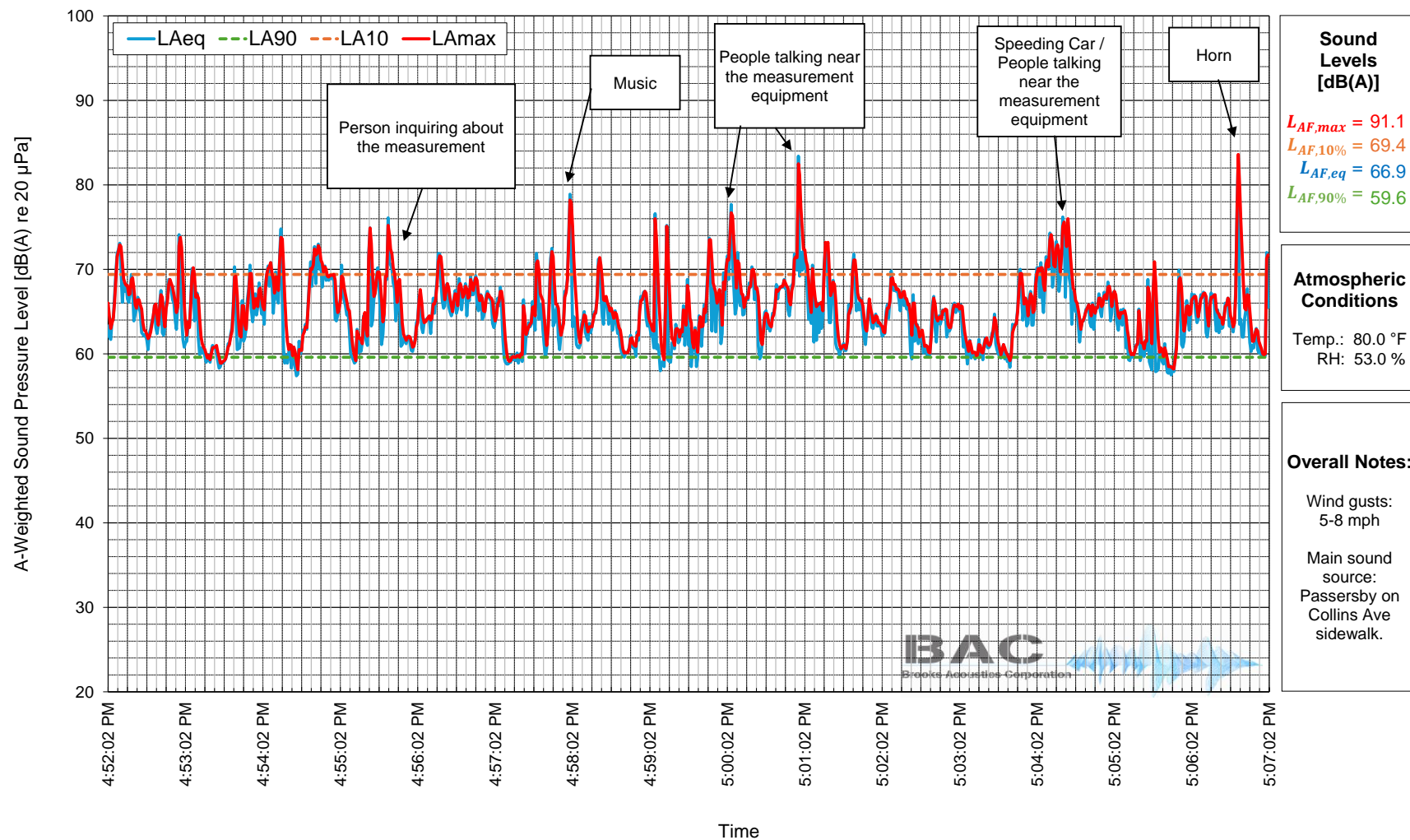
Collins Ave: Commodore Hotel and FL Cafe

A-weighted Sound Levels
15 min record, 1 sec sample time

Date: 07 Dec 24

Time: 4:52 PM

Position: 3



BAC TH2024-1208 Nor140 0004

15 min record, 1 sec sample time

1350 Collins Avenue Group
1350 Collins Avenue
Miami Beach, FL 33139

Sound Survey - 15 min Record

Collins Ave: Shepley Hotel

A-weighted & C-weighted Sound Levels

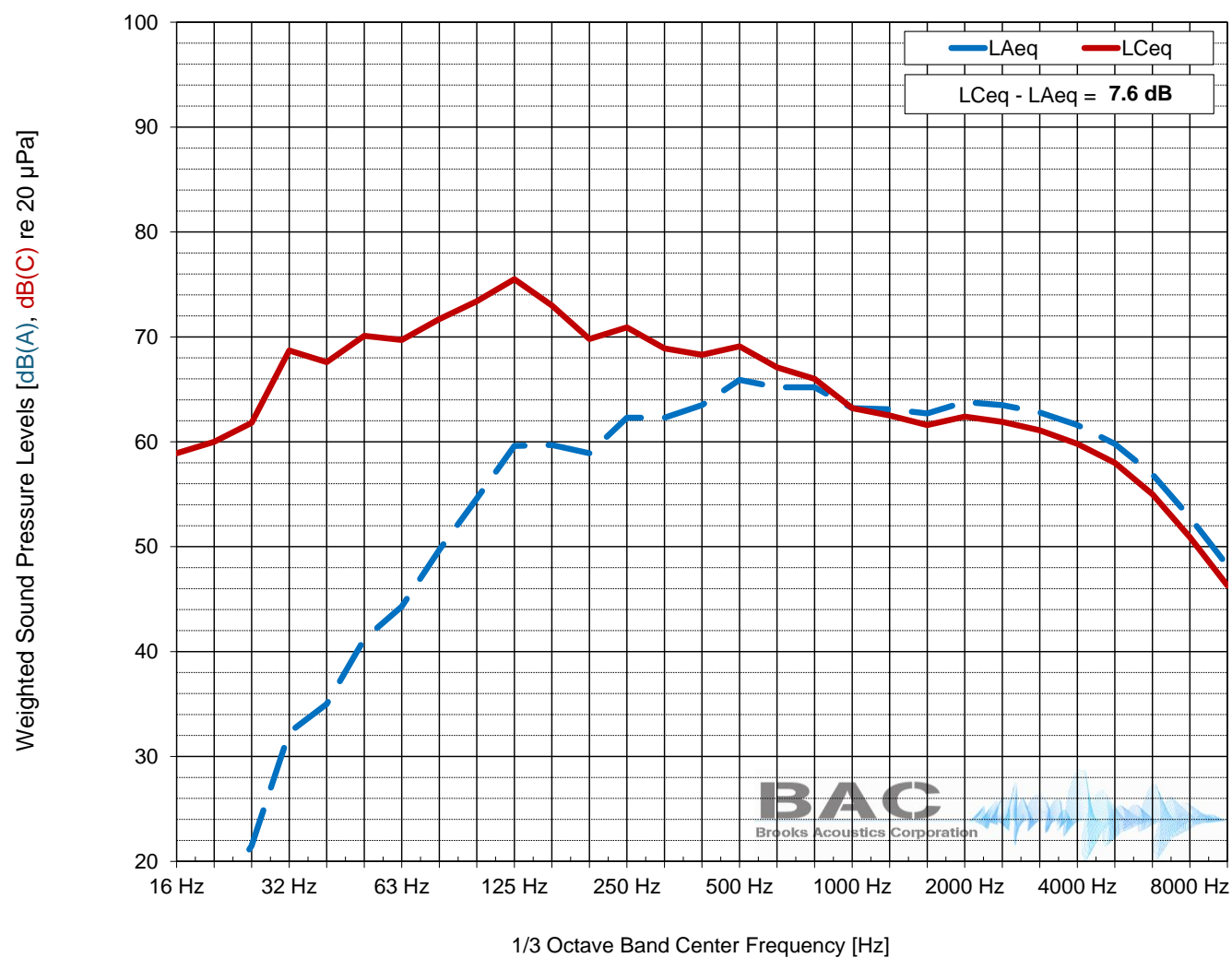
Date: 07 Dec 24

Time: 5:10 PM

Position: 4

LAeq = 75.4

LCeq = 82.9



1350 Collins Avenue Group
1350 Collins Avenue
Miami Beach, FL 33139

Sound Survey

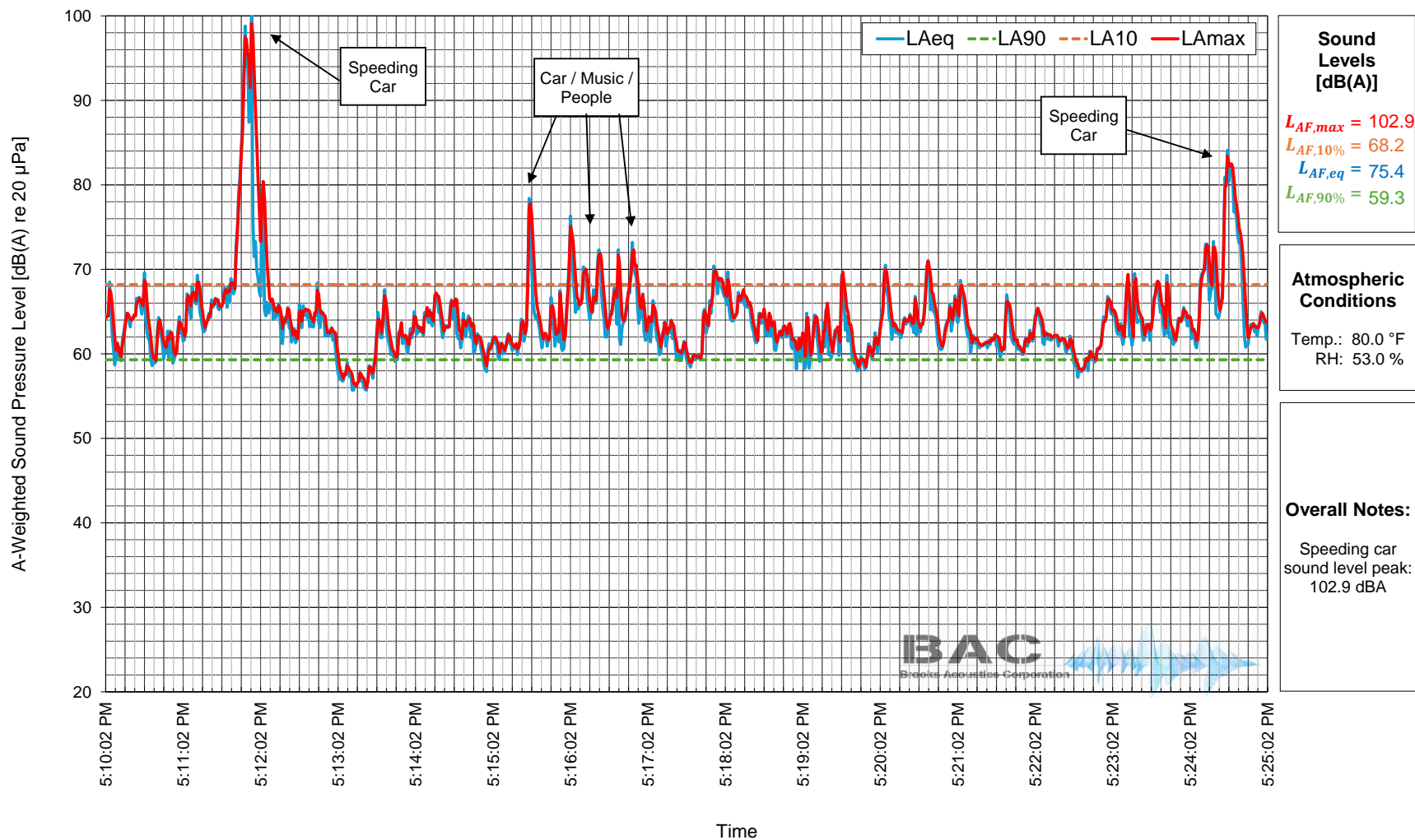
Collins Ave: Shepley Hotel

A-weighted Sound Levels
15 min record, 1 sec sample time

Date: 07 Dec 24

Time: 5:10 PM

Position: 4



BAC TH2024-1208 Nor140 0005

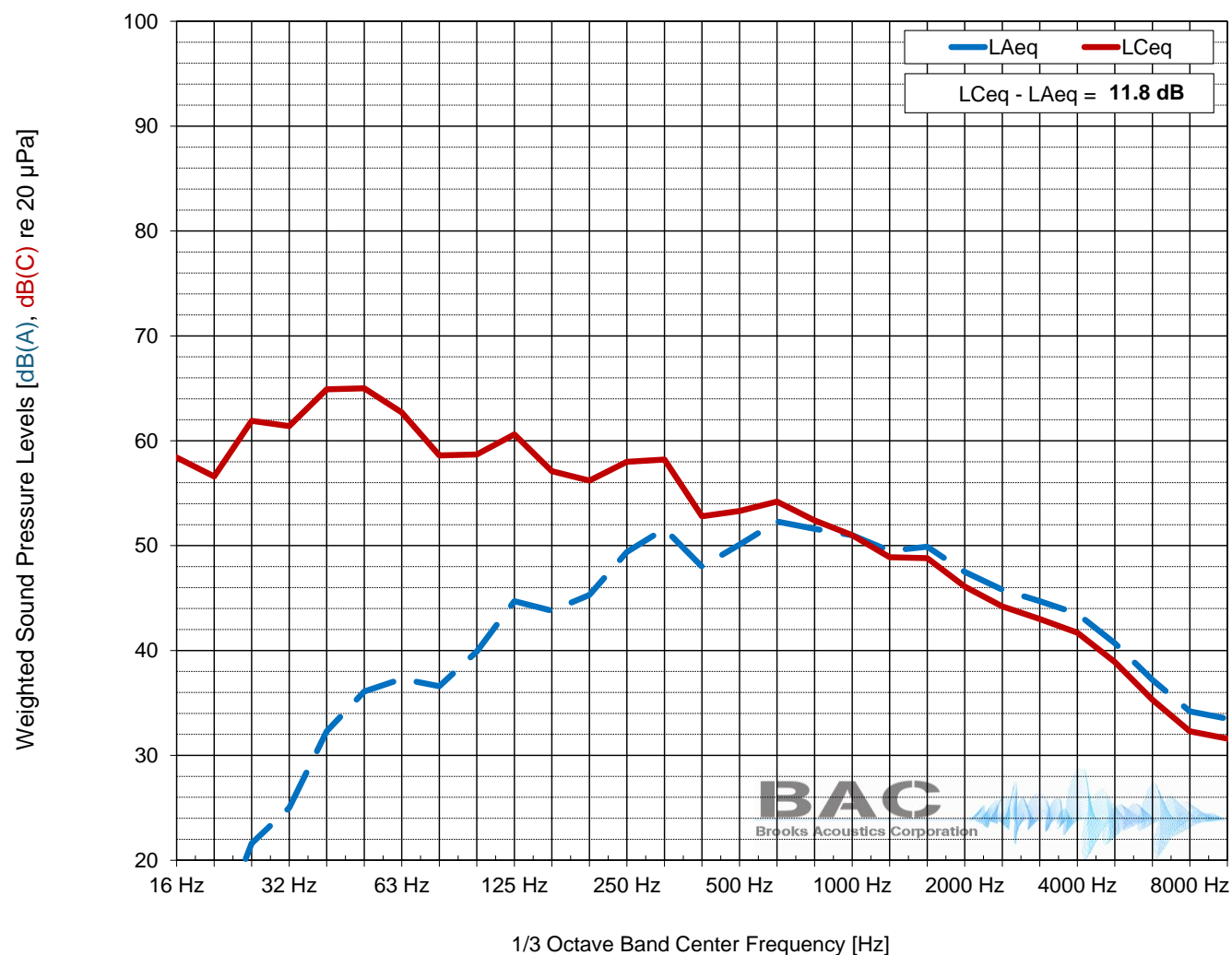
15 min record, 1 sec sample time

1350 Collins Avenue Group
1350 Collins Avenue
Miami Beach, FL 33139

Sound Survey - 15 min Record
Back Alley (Collins Ct): Behind 1350 Collins Ave (Casa Orchidea)
A-weighted & C-weighted Sound Levels

Date: 07 Dec 24
Time: 5:30 PM
Position: 5

LAeq = 61.2 LCeq = 72.7



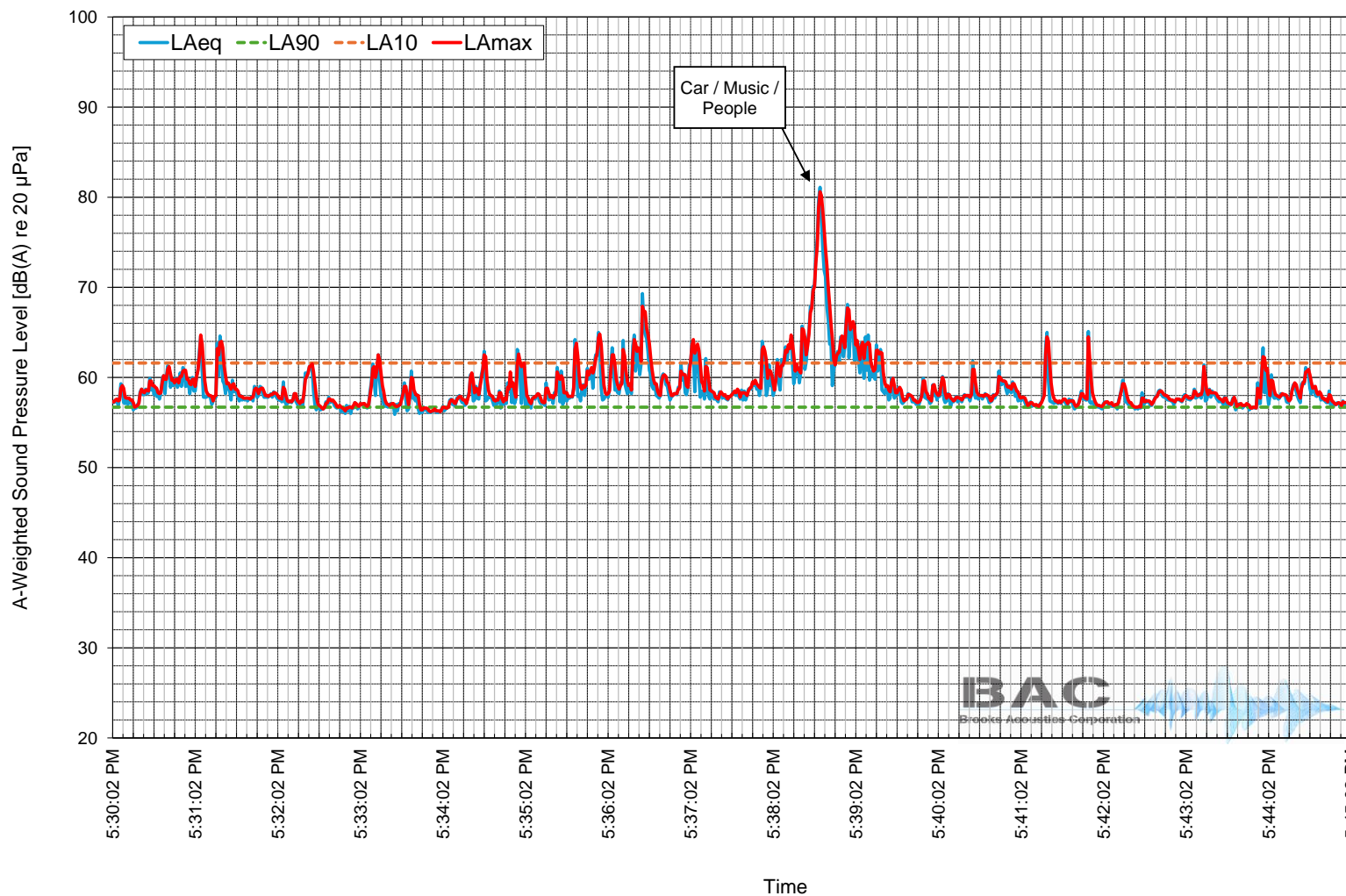
1350 Collins Avenue Group
1350 Collins Avenue
Miami Beach, FL 33139

Sound Survey

Back Alley (Collins Ct): Behind 1350 Collins Ave (Casa Orchidea)

A-weighted Sound Levels
15 min record, 1 sec sample time

Date: 07 Dec 24
Time: 5:30 PM
Position: 5



Sound Levels [dB(A)]

$L_{AF,max} = 83.6$
 $L_{AF,10\%} = 61.6$
 $L_{AF,eq} = 61.1$
 $L_{AF,90\%} = 56.7$

Atmospheric Conditions

Temp.: 80.0 °F
RH: 53.0 %

Overall Notes:

HVAC equipment from nearby buildings audible.

1350 Collins Avenue Group
1350 Collins Avenue
Miami Beach, FL 33139

Sound Survey - 15 min Record

Hotel Orchid Guest Suites: SE Corner Bedroom

A-weighted & C-weighted Sound Levels

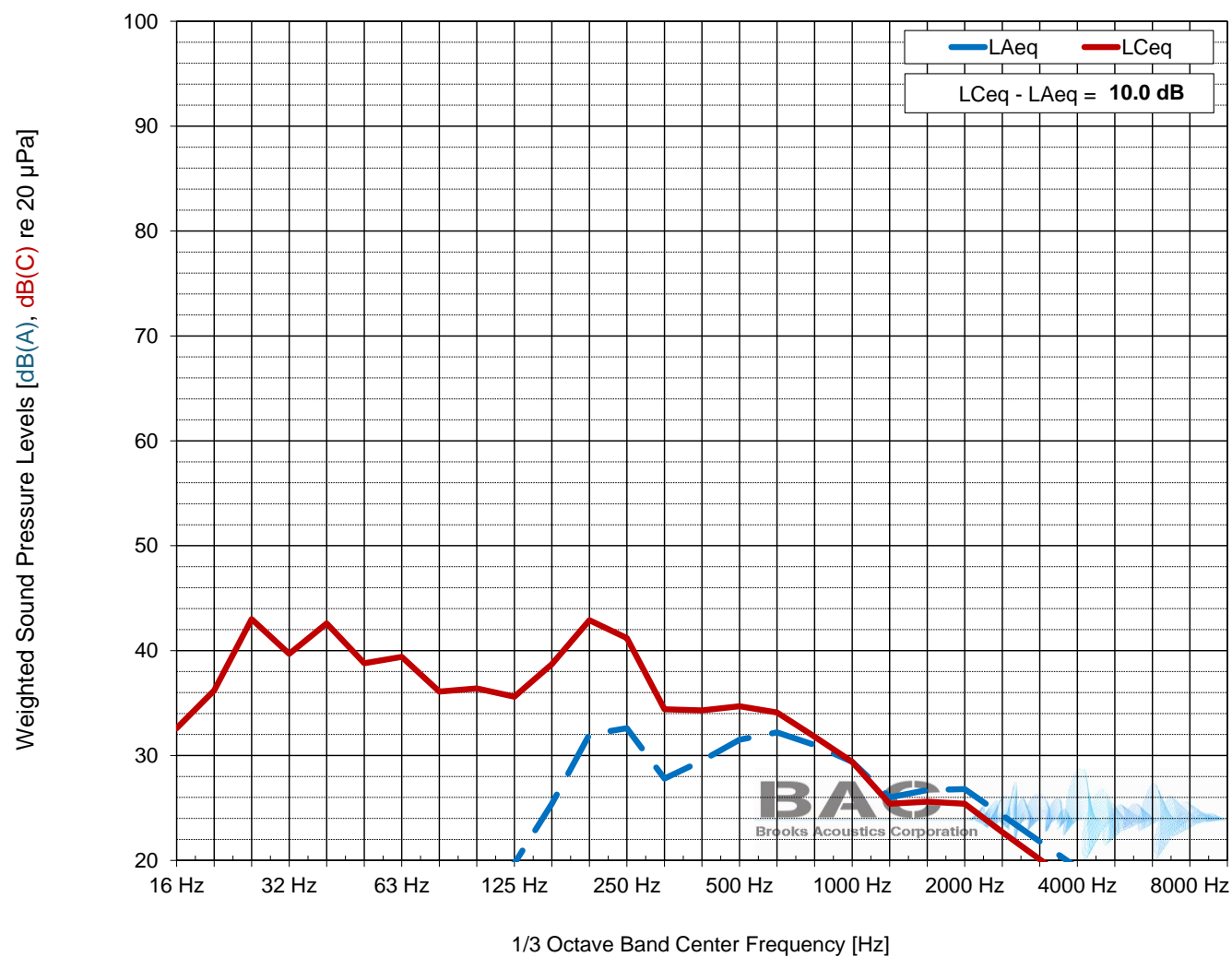
Date: 07 Dec 24

Time: 6:06 PM

Position: 6

LAeq = 41

LCeq = 51.4



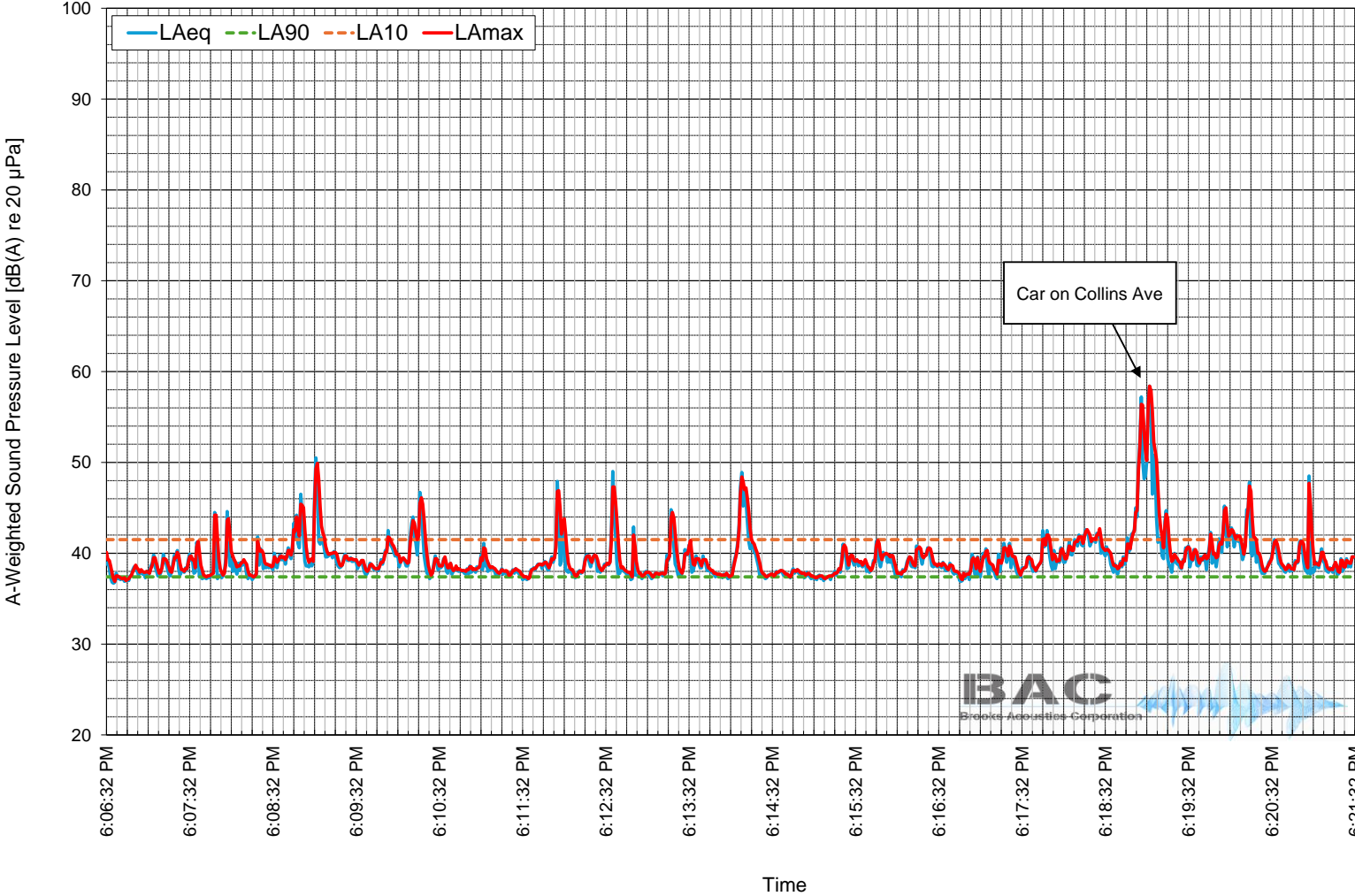
1350 Collins Avenue Group
1350 Collins Avenue
Miami Beach, FL33139

Sound Survey

Hotel Orchid Guest Suites: SE Corner Bedroom

A-weighted Sound Levels
15 min record, 1 sec sample time

Date: 07 Dec 24
Time: 6:06 PM
Position: 6



Sound Levels [dB(A)]

 $L_{AF,max} = 62.3$
 $L_{AF,10\%} = 41.5$
 $L_{AF,eq} = 41$
 $L_{AF,90\%} = 37.4$

Atmospheric Conditions

Temp.: 80.0 °F
RH: 53.0 %

Overall Notes:

HVAC system turned OFF in the measured room.

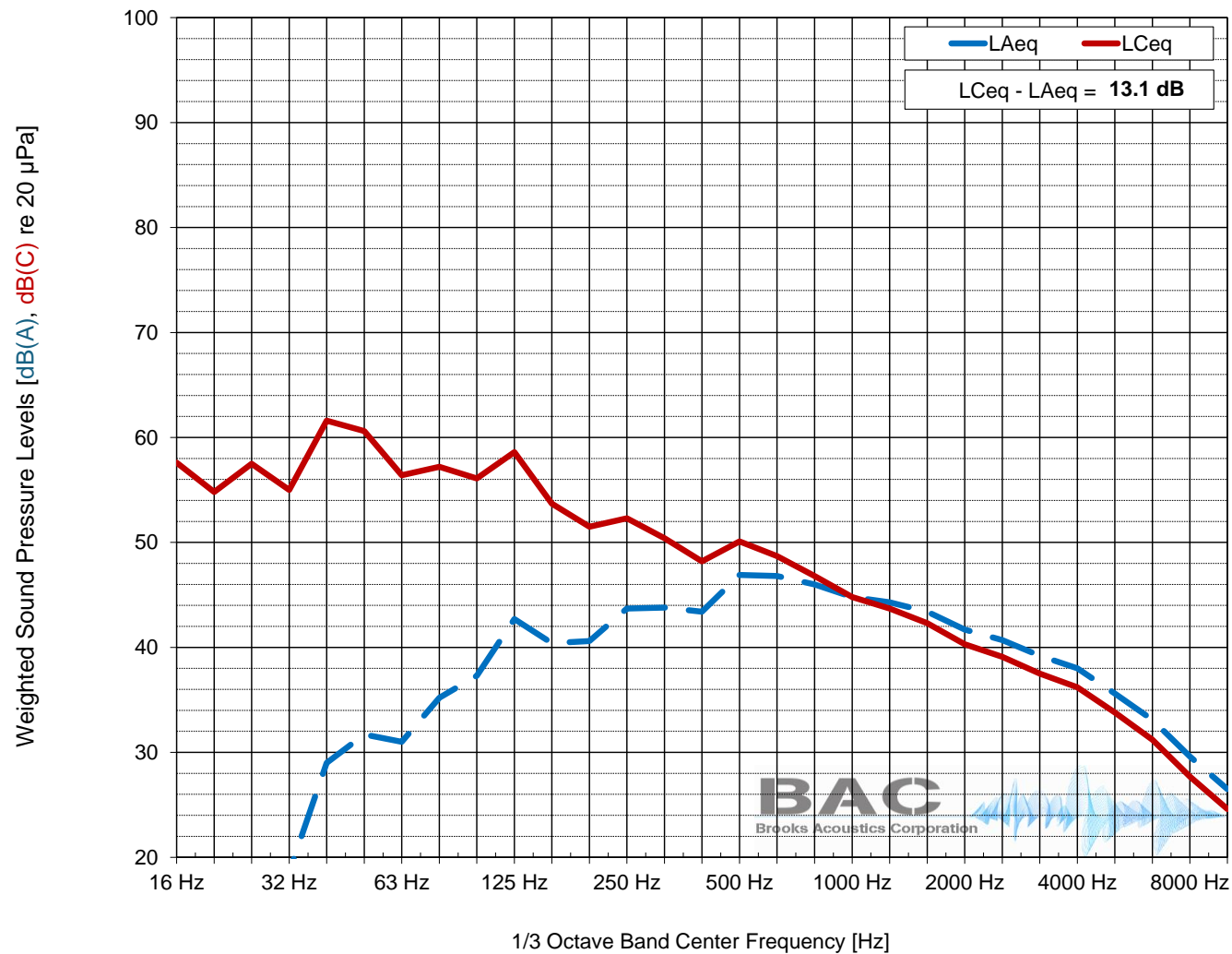
Bedroom Suite doors to corridor not installed yet.

1350 Collins Avenue Group
1350 Collins Avenue
Miami Beach, FL33139

Sound Survey - 15 min Record
1350 Collins Ave - Casa Orchidea Building: Outside Venue (Court Center)
A-weighted & C-weighted Sound Levels

Date: 07 Dec 24
Time: 6:36 PM
Position: 7

LAeq = 55.9 LCeq = 68.8



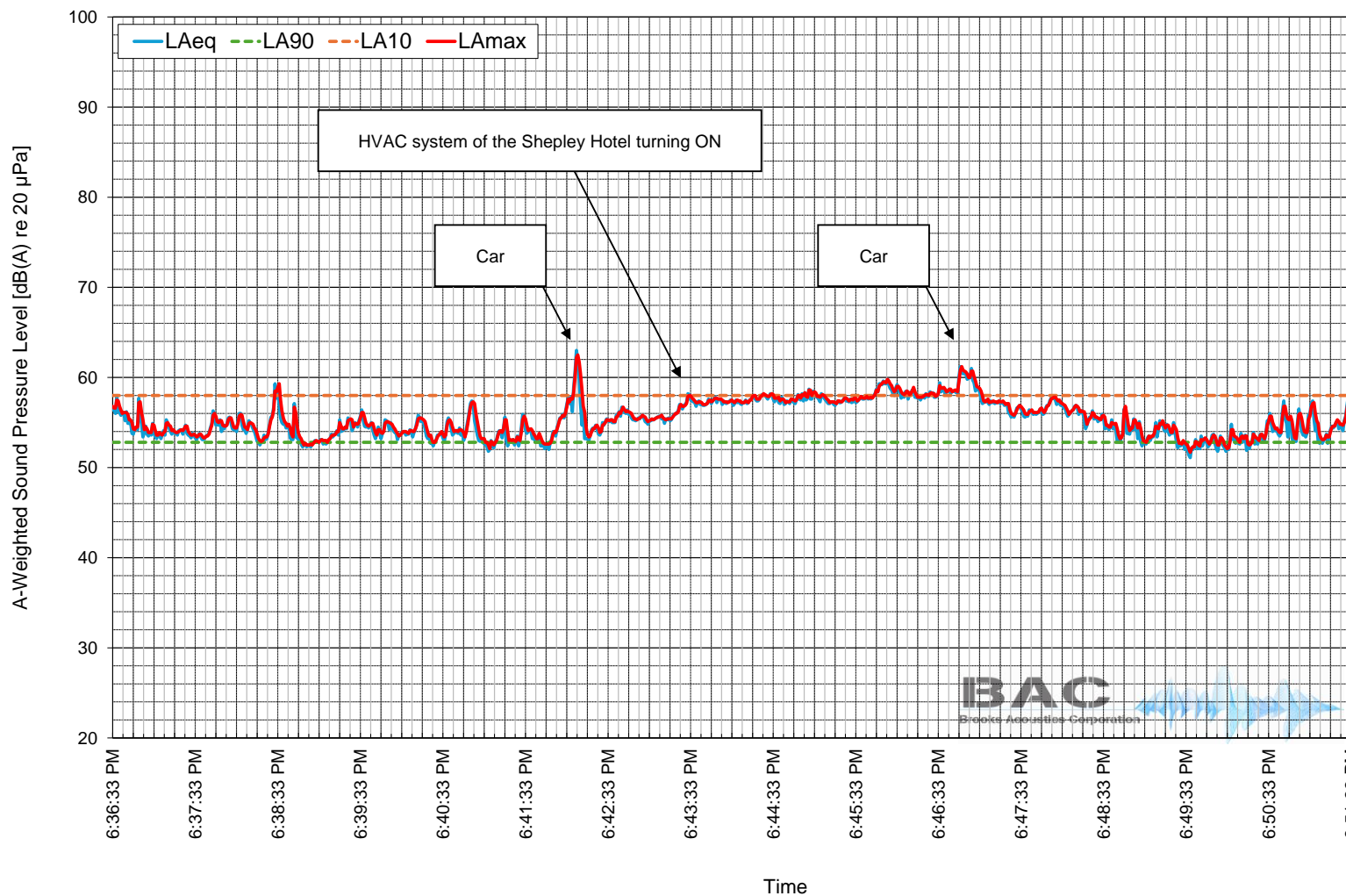
1350 Collins Avenue Group
1350 Collins Avenue
Miami Beach, FL 33139

Sound Survey

1350 Collins Ave - Casa Orchidea Building: Outside Venue (Court Center)

A-weighted Sound Levels
15 min record, 1 sec sample time

Date: 07 Dec 24
Time: 6:36 PM
Position: 7



Sound Levels [dB(A)]

$L_{AF,max} = 64.2$
 $L_{AF,10\%} = 58$
 $L_{AF,eq} = 55.8$
 $L_{AF,90\%} = 52.8$

Atmospheric Conditions

Temp.: 80.0 °F
RH: 53.0 %

Overall Notes:

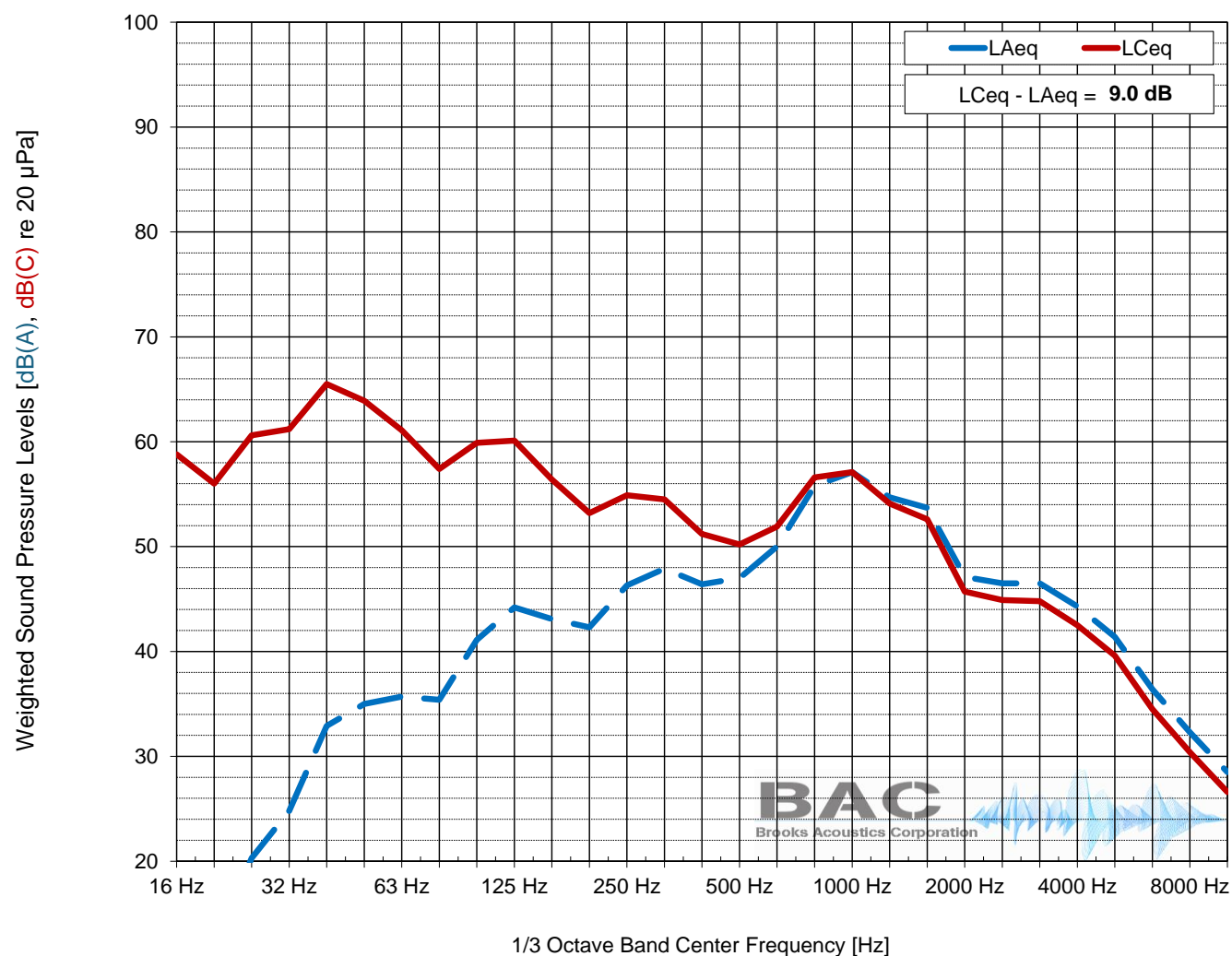
Main sound source:
HVAC exhaust fans from the neighboring Shepley hotel.

1350 Collins Avenue Group
1350 Collins Avenue
Miami Beach, FL 33139

Sound Survey - 15 min Record
Back Alley (Collins Ct): Behind 1350 Collins Ave (Casa Orchidea)
A-weighted & C-weighted Sound Levels

Date: 07 Dec 24
Time: 8:48 PM
Position: 5

LAeq = 63 LCeq = 72.2



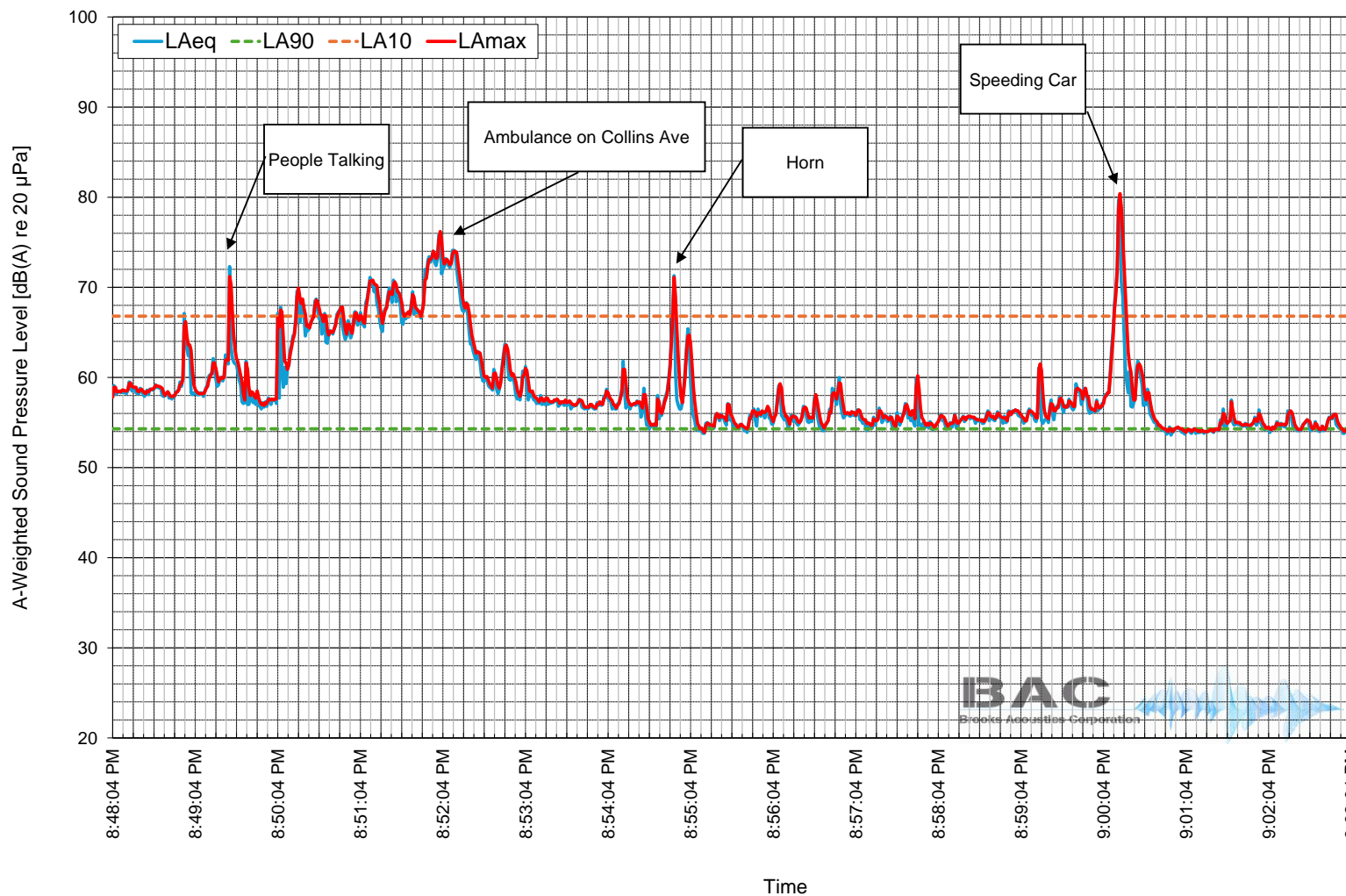
1350 Collins Avenue Group
1350 Collins Avenue
Miami Beach, FL 33139

Sound Survey

Back Alley (Collins Ct): Behind 1350 Collins Ave (Casa Orchidea)

A-weighted Sound Levels
15 min record, 1 sec sample time

Date: 07 Dec 24
Time: 8:48 PM
Position: 5



Sound Levels [dB(A)]

$L_{AF,max} = 84.7$
 $L_{AF,10\%} = 66.8$
 $L_{AF,eq} = 63$
 $L_{AF,90\%} = 54.3$

Atmospheric Conditions

Temp.: 74.3 °F
RH: 55.0 %

Overall Notes:

Wind speeds of about 3 mph.
Wind gusts of 5-8 mph.

1350 Collins Avenue Group
1350 Collins Avenue
Miami Beach, FL 33139

Sound Survey - 15 min Record

Collins Ave: Shepley Hotel

A-weighted & C-weighted Sound Levels

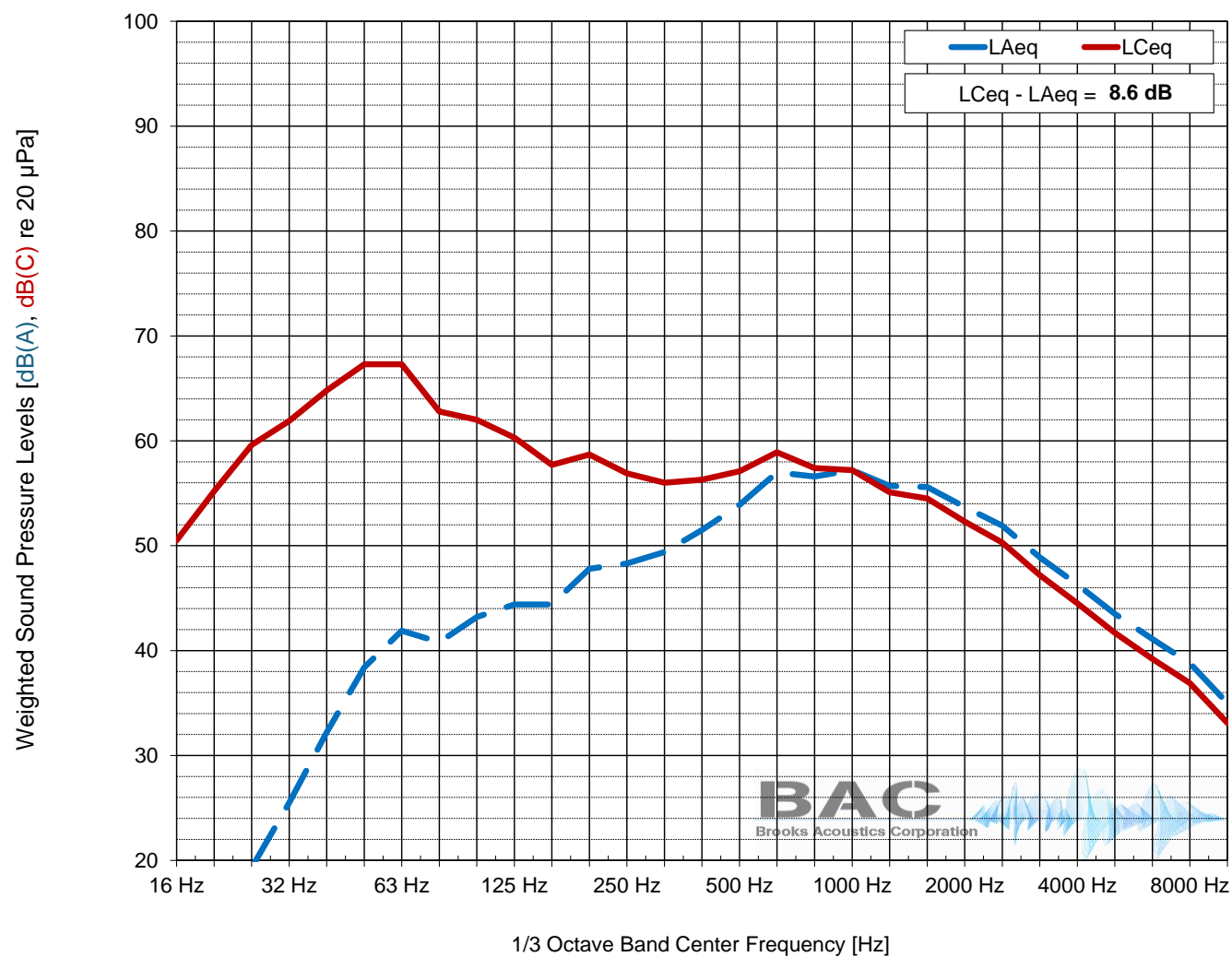
Date: 07 Dec 24

Time: 9:08 PM

Position: 4

LAeq = 65.4

LCeq = 74.4



1350 Collins Avenue Group
1350 Collins Avenue
Miami Beach, FL 33139

Sound Survey

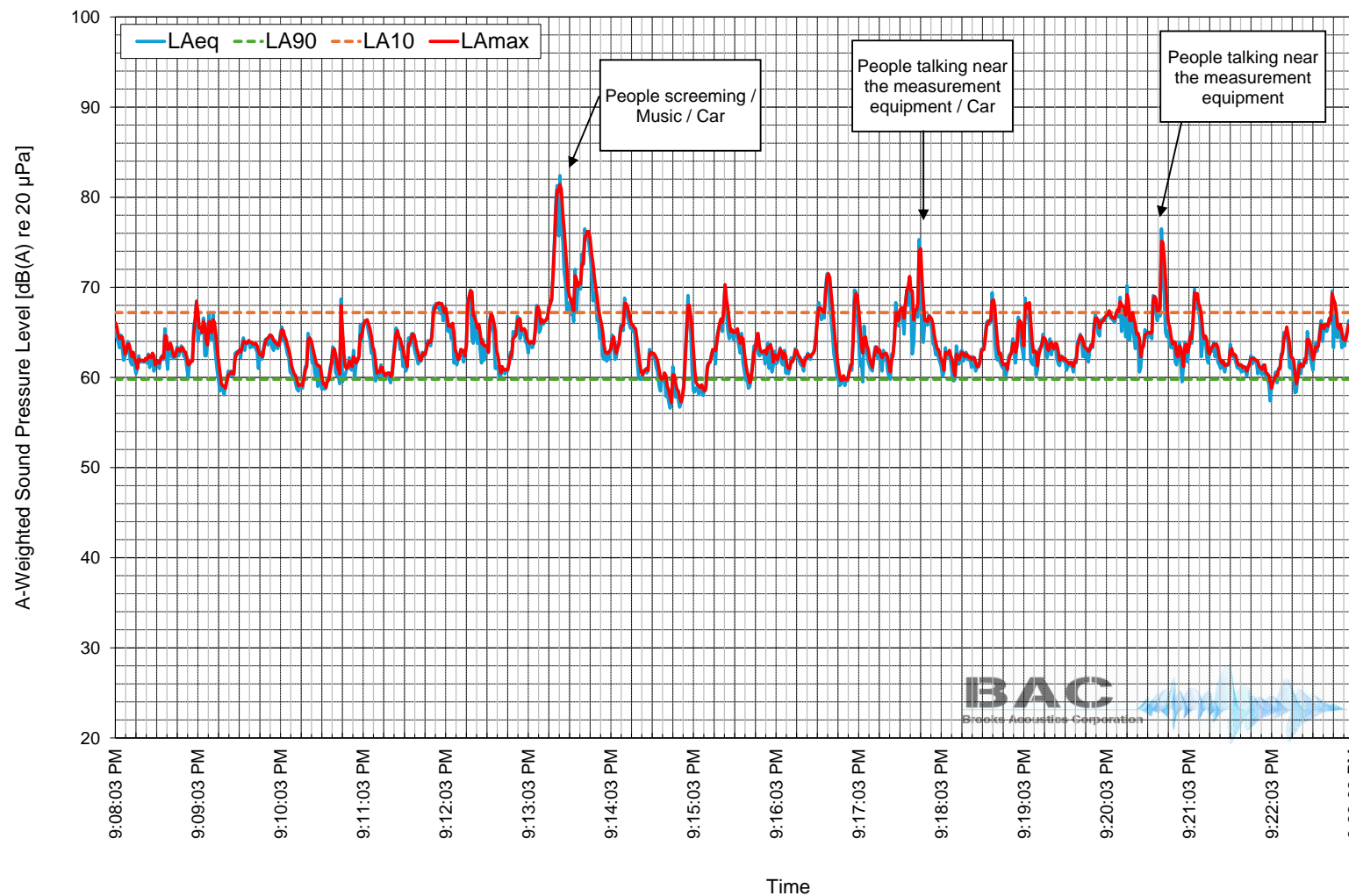
Collins Ave: Shepley Hotel

A-weighted Sound Levels
15 min record, 1 sec sample time

Date: 07 Dec 24

Time: 9:08 PM

Position: 4



Sound Levels [dB(A)]

$L_{AF,max} = 84.8$

$L_{AF,10\%} = 67.2$

$L_{AF,eq} = 65.4$

$L_{AF,90\%} = 59.8$

Atmospheric Conditions

Temp.: 74.3 °F

RH: 55.0 %

Overall Notes:

Main sound source:
Music coming from the nearby Coyote Taqueria Bar.

BAC TH2024-1208 Nor140 0010

15 min record, 1 sec sample time

BAC Project PJ2024-1436

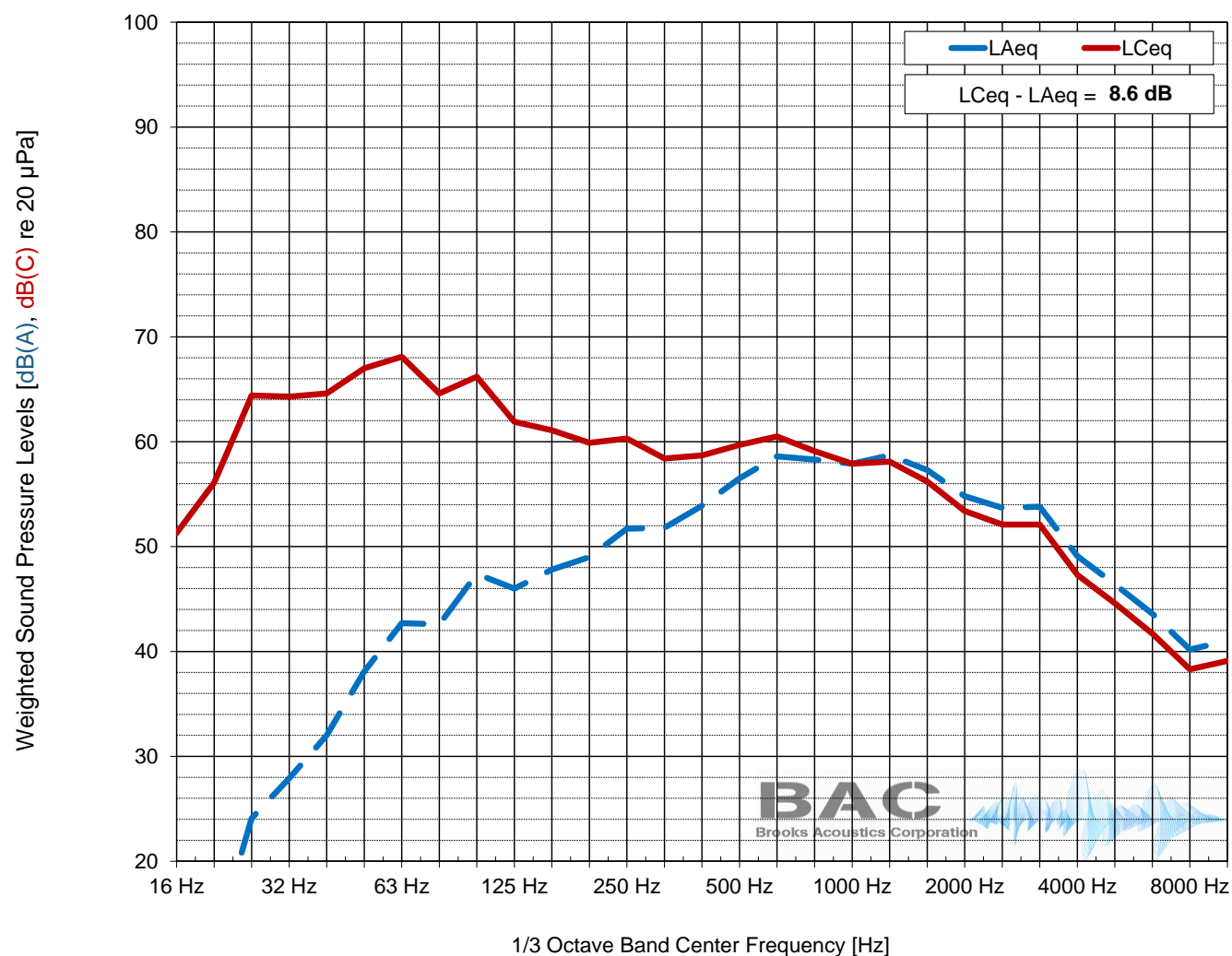
BAC TH2024-1208 Nor140 0010

1350 Collins Avenue Group
1350 Collins Avenue
Miami Beach, FL 33139

Sound Survey - 15 min Record
Collins Ave: Commodore Hotel and FL Cafe
A-weighted & C-weighted Sound Levels

Date: 07 Dec 24
Time: 9:26 PM
Position: 3

LAeq = 67.4 LCeq = 75.9



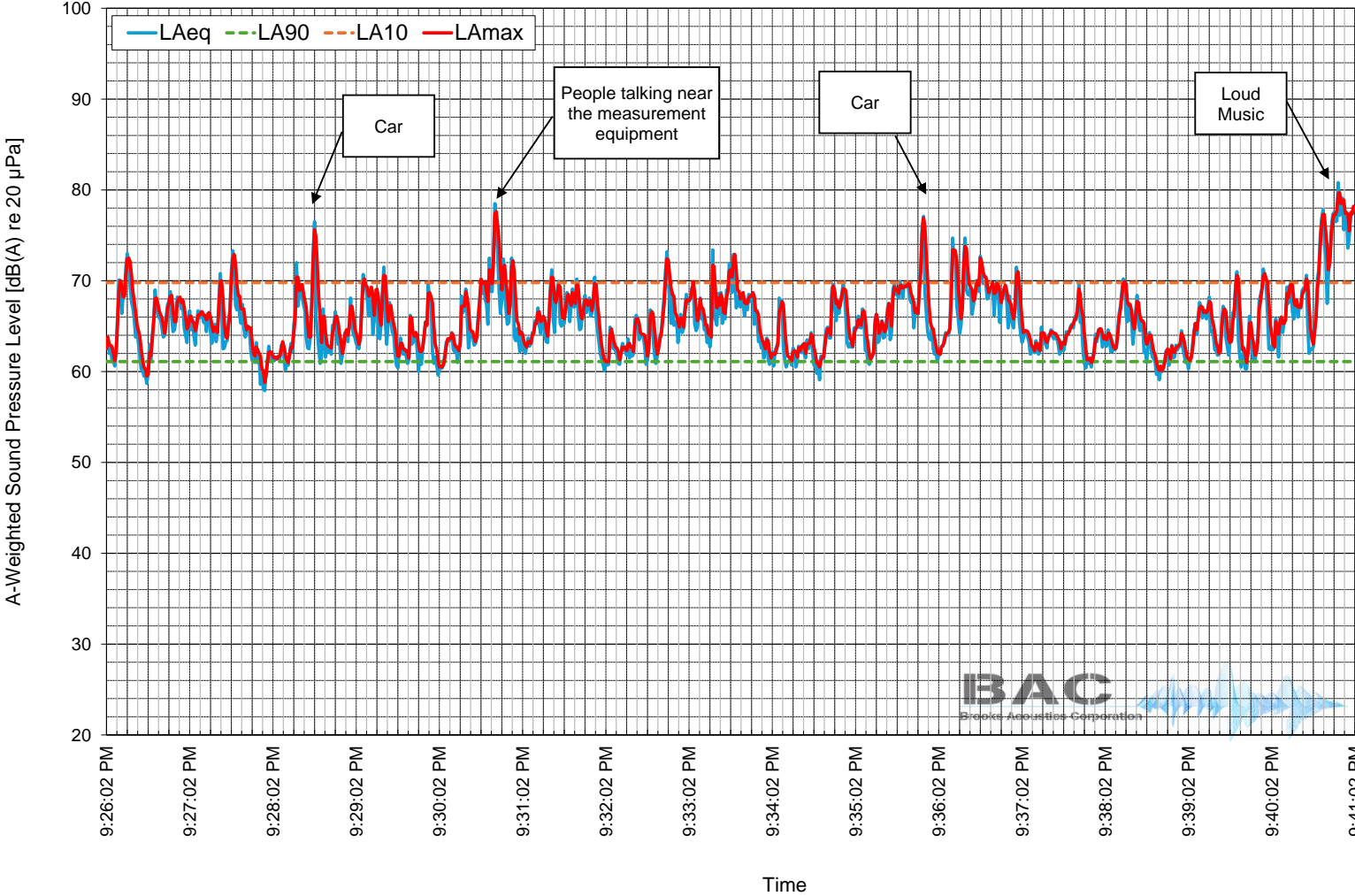
1350 Collins Avenue Group
1350 Collins Avenue
Miami Beach, FL33139

Sound Survey

Collins Ave: Commodore Hotel and FL Cafe

A-weighted Sound Levels
15 min record, 1 sec sample time

Date: 07 Dec 24
Time: 9:26 PM
Position: 3



Sound Levels [dB(A)]

$L_{AF,max} = 82.7$
 $L_{AF,10\%} = 69.8$
 $L_{AF,eq} = 67.4$
 $L_{AF,90\%} = 61.1$

Atmospheric Conditions

Temp.: 74.3 °F
RH: 55.0 %

Overall Notes:

Wind ~ 0 mph.
Gusts 6-8 mph.

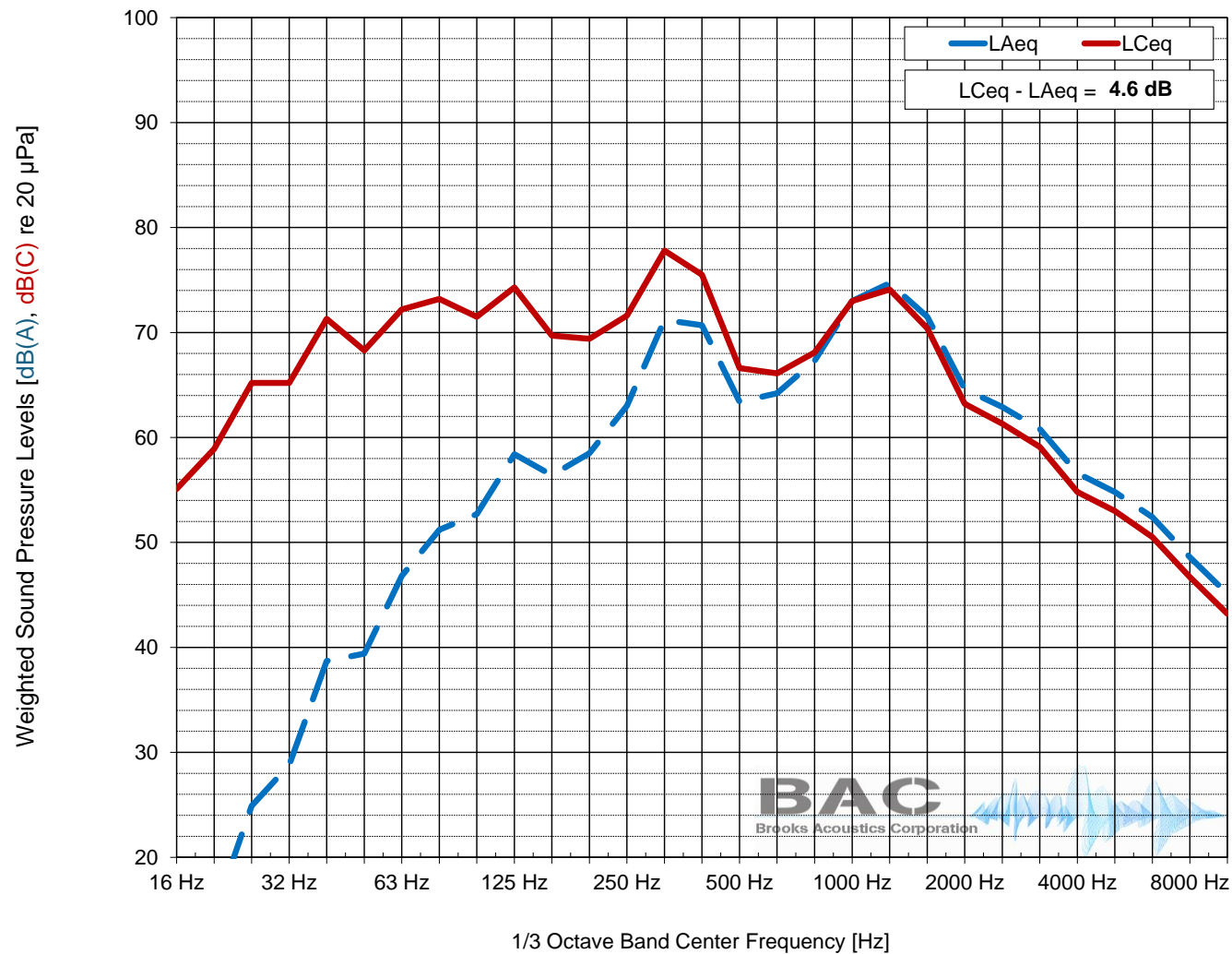
Traffic moderate on Collins Ave.

1350 Collins Avenue Group
1350 Collins Avenue
Miami Beach, FL 33139

Sound Survey - 15 min Record
Collins Ave: Rock Apartments and Coyote Taqueria Bar
A-weighted & C-weighted Sound Levels

Date: 07 Dec 24
Time: 9:45 PM
Position: 2

LAeq = 80.4 LCeq = 84.9



1350 Collins Avenue Group
1350 Collins Avenue
Miami Beach, FL 33139

Sound Survey

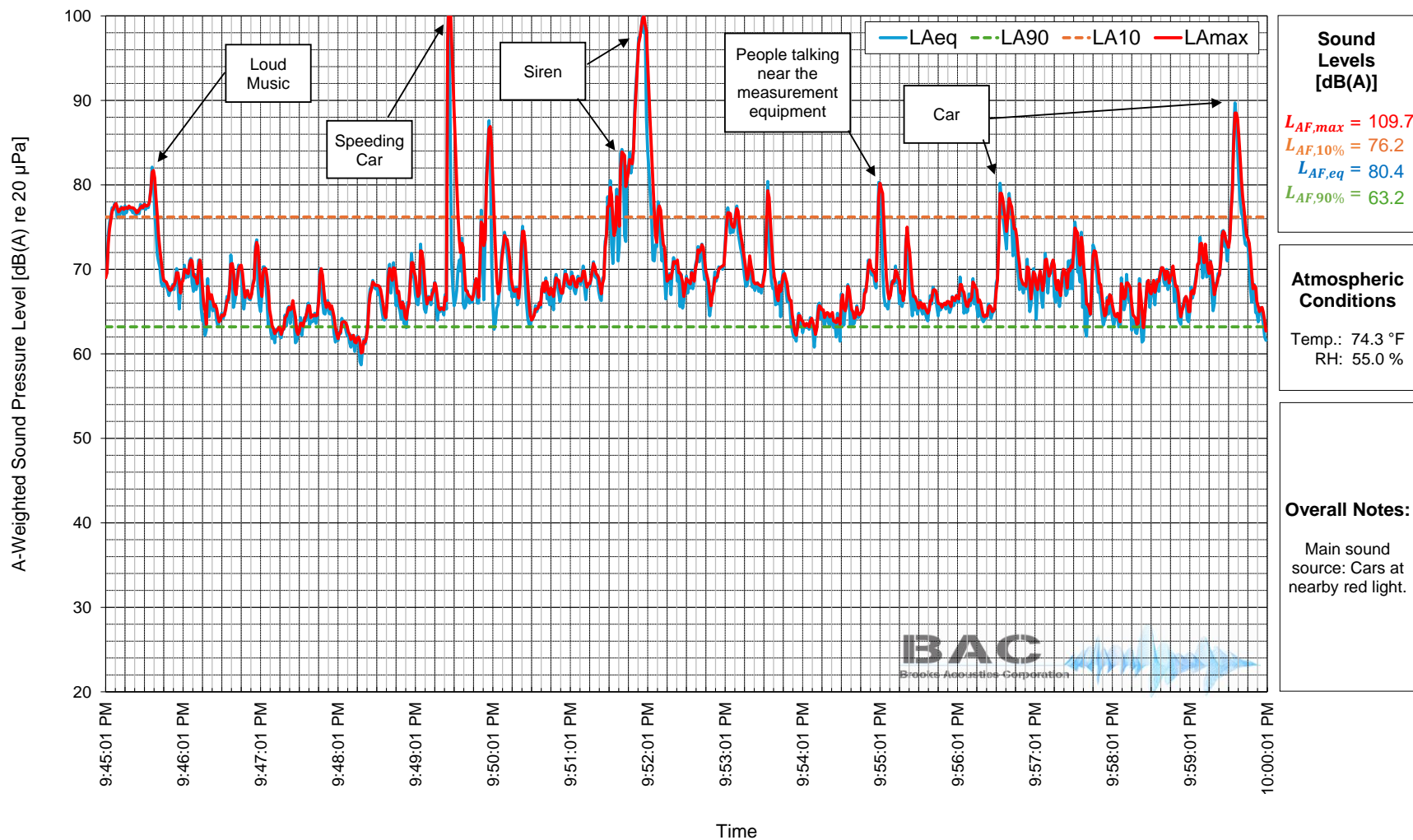
Collins Ave: Rock Apartments and Coyote Taqueria Bar

A-weighted Sound Levels
15 min record, 1 sec sample time

Date: 07 Dec 24

Time: 9:45 PM

Position: 2



BAC TH2024-1208 Nor140 0012

15 min record, 1 sec sample time

1350 Collins Avenue Group
1350 Collins Avenue
Miami Beach, FL 33139

Sound Survey - 15 min Record

Collins Ave: Clifton Hotel

A-weighted & C-weighted Sound Levels

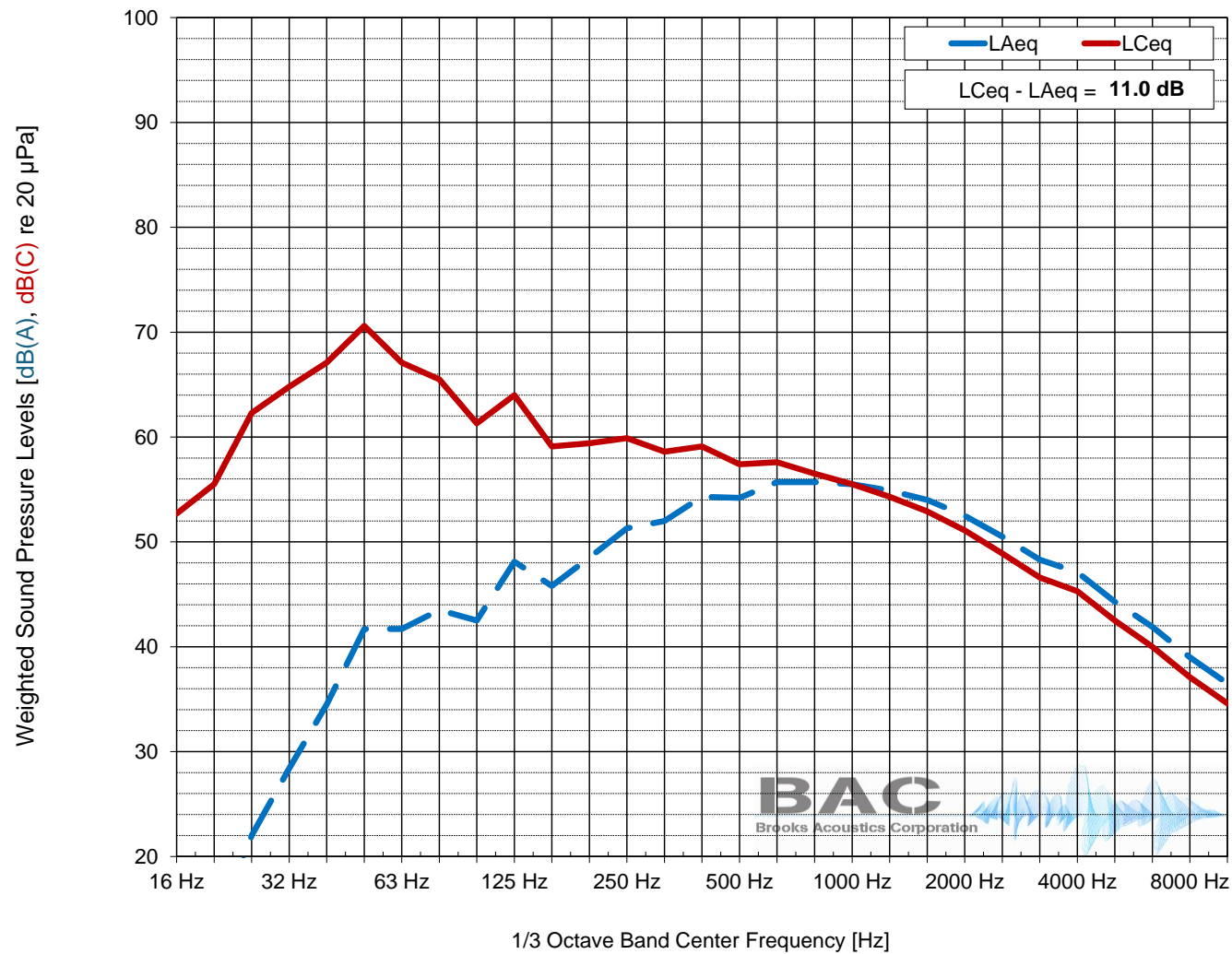
Date: 07 Dec 24

Time: 10:05 PM

Position: 1

L_{Aeq} = 65

L_{Ceq} = 76.2

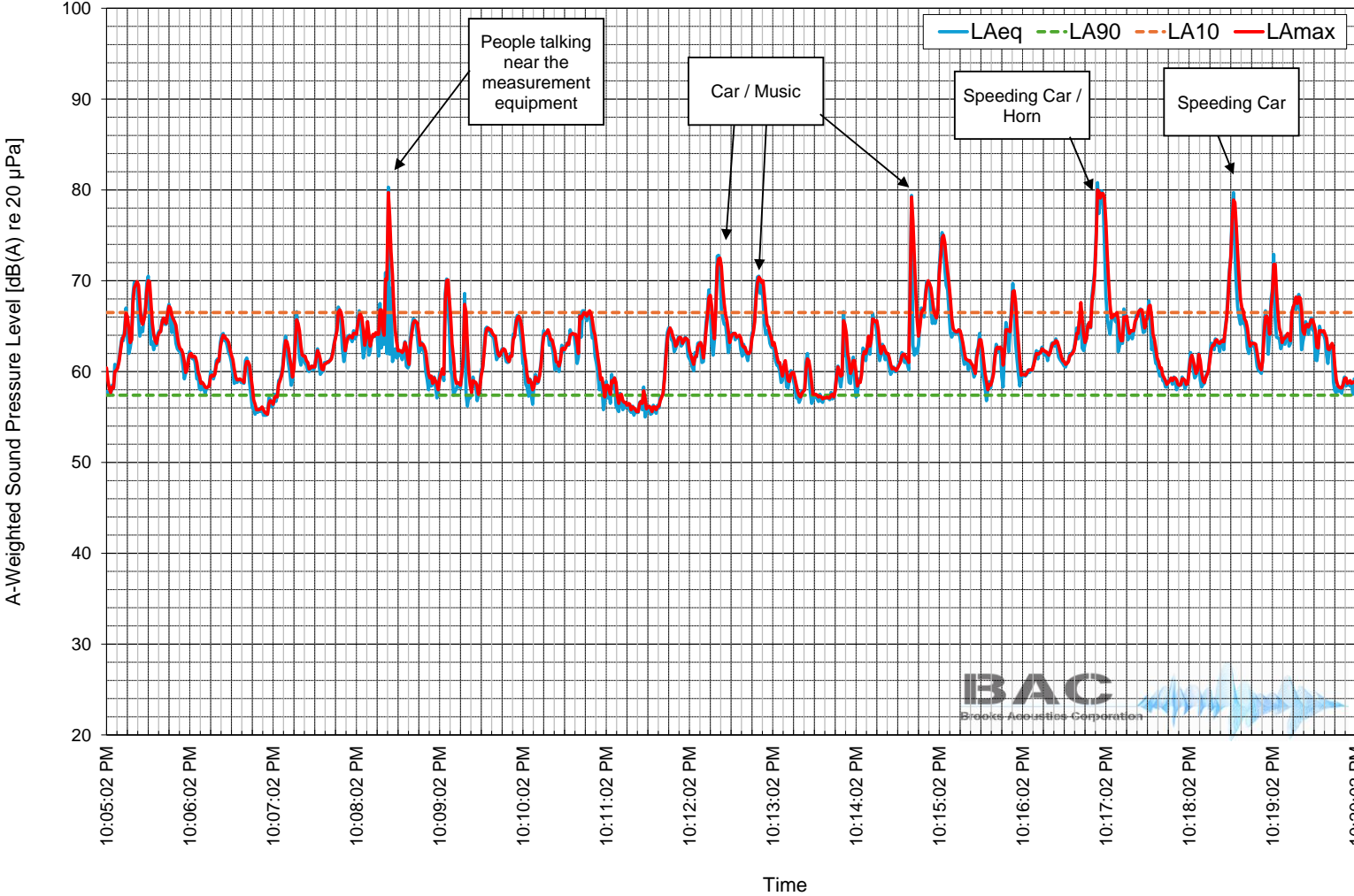


1350 Collins Avenue Group
1350 Collins Avenue
Miami Beach, FL33139

Sound Survey
Collins Ave: Clifton Hotel

A-weighted Sound Levels
15 min record, 1 sec sample time

Date: 07 Dec 24
Time: 10:05 PM
Position: 1



Sound Levels [dB(A)]
 $L_{AF,max} = 86.3$
 $L_{AF,10\%} = 66.5$
 $L_{AF,eq} = 65$
 $L_{AF,90\%} = 57.4$

Atmospheric Conditions
Temp.: 74.3 °F
RH: 55.0 %

Overall Notes:
Main sound source:
Passersby on the Collins Ave sidewalk.