



Elections
2700 NW 87th Avenue
Miami, Florida 33172
T 305-499-8683 F 305-499-8501
TTY 305-499-8480

miamidade.gov

CERTIFICATION

STATE OF FLORIDA

COUNTY OF MIAMI-DADE

I, Christina White, Supervisor of Elections for Miami-Dade County, Florida, do hereby certify that the attached is a true and correct copy of the Official Results for the Miami-Dade County General Election conducted on November 5, 2024, which included the **Miami Beach Special Election**:

- **Charter's "Citizens' Bill of Rights": Amending Existing Rights, Incorporating County Ethics Commission's Enforcement**
- **Charter's "Citizens' Bill of Rights": Amending Circuit Court Forfeiture Remedy**
- **Charter Section 1.03: Sale/Lease of City property; right-of-way vacations; management/concession agreements**
 - **Election of City Commission: Moving City's Runoff Election Date, Installation/Term Commencement, Conforming Office Terms**
- **Charter Section 2.05: Public Hearings and Public Notice for Ordinances**
 - **Charter Section 2.07: "Vacancies in City Commission"**
- **Charter Amendments: Clarifying and Conforming Certain Charter Language to Applicable Laws and/or Current Usage**

WITNESS MY HAND AND

OFFICIAL SEAL, AT MIAMI,

MIAMI-DADE COUNTY, FLORIDA,

ON THIS 15TH DAY OF NOVEMBER, 2024

Enclosure

A blue ink handwritten signature, appearing to read 'Christina White', written over a horizontal line.

Christina White
Supervisor of Elections
Miami-Dade County

*** Official Results ***
CERTIFICATE OF COUNTY CANVASSING BOARD
MIAMI-DADE COUNTY

We, the undersigned, VICTORIA FERRER, County Judge, Chairperson, MIESHA DARROUGH, County Judge, Substitute Member, CHRISTINA WHITE, Supervisor of Elections, Member, constituting the Board of County Canvassers in and for said County, do hereby certify that we met on the Fifteenth day of November, 2024 A.D., and proceeded publicly to canvass the votes given for the several offices and persons herein specified at the **General Election** held on the Fifth day of November, 2024 A.D., as shown by the returns on file in the office of the Supervisor of Elections. We do hereby certify from said returns as follows:

For Electors for President and Vice President, the whole number of votes cast was 1,094,105 of which number the nominated electors for

Donald J. Trump and JD Vance (REP)	received	605,590 votes
Kamala D. Harris and Tim Walz (DEM)	received	480,355 votes
Chase Oliver and Mike ter Maat (LPF)	received	2,096 votes
Claudia De la Cruz and Karina Garcia (PSL)	received	1,308 votes
Randall Terry and Stephen Broden (CPF)	received	476 votes
Peter Sonski and Lauren Onak (ASP)	received	455 votes
Jill Stein and Rudolph Ware (GRE)	received	3,813 votes
Shiva Ayyadurai and Crystal Ellis (WRI)	received	12 votes
Cherunda Fox and Harlan McVay Jr (WRI)	received	0 votes

For United States Senator, the whole number of votes cast was 1,076,114 of which

Rick Scott (REP)	received	585,445 votes
Debbie Mucarsel-Powell (DEM)	received	477,598 votes
Feena Bonoan (LPF)	received	4,737 votes
Tuan TQ Nguyen (NPA)	received	4,088 votes
Ben Everidge (NPA)	received	4,244 votes
Howard Knepper (WRI)	received	2 votes

For Representative in Congress, District 24, the whole number of votes cast was 254,942 of which

Jesus Gabriel Navarro (REP)	received	84,231 votes
Frederica Wilson (DEM)	received	170,692 votes
Lavern Spicer (WRI)	received	19 votes

For Representative in Congress, District 26, the whole number of votes cast was 194,628 of which

Mario Diaz-Balart (REP)	received	138,467 votes
Joey Atkins (DEM)	received	56,161 votes

*** Official Results ***
CERTIFICATE OF COUNTY CANVASSING BOARD
MIAMI-DADE COUNTY

For Representative in Congress, District 27, the whole number of votes cast was 329,867 of which

Maria Elvira Salazar (REP)	received	199,159 votes
Lucia Báez-Geller (DEM)	received	130,708 votes

For Representative in Congress, District 28, the whole number of votes cast was 282,281 of which

Carlos A. Gimenez (REP)	received	183,428 votes
Phil Ehr (DEM)	received	98,853 votes

For State Senator, District 37, the whole number of votes cast was 35,186 of which

Imtiaz Mohammad (REP)	received	15,282 votes
Jason Pizzo (DEM)	received	19,904 votes

For State Senator, District 39, the whole number of votes cast was 190,905 of which

Bryan Avila (REP)	received	133,270 votes
Charles A. Lewis I (DEM)	received	57,635 votes

For State Representative, District 106, the whole number of votes cast was 74,886 of which

Fabián Basabe (REP)	received	38,386 votes
Joe Saunders (DEM)	received	35,229 votes
Mo Saunders Scott (NPA)	received	1,271 votes

For State Representative, District 110, the whole number of votes cast was 70,088 of which

Tom Fabricio (REP)	received	49,881 votes
Stanley "J.P." Jean-Poix (DEM)	received	20,207 votes

For State Representative, District 111, the whole number of votes cast was 68,180 of which

David Borrero (REP)	received	45,942 votes
Laura F. Kelley (DEM)	received	22,238 votes

*** Official Results ***
CERTIFICATE OF COUNTY CANVASSING BOARD
MIAMI-DADE COUNTY

For State Representative, District 112, the whole number of votes cast was 55,107 of which

Alex Rizo (REP)	received	40,199 votes
Jacqueline "Jackie" Gil-Abarzua (DEM)	received	14,908 votes

For State Representative, District 113, the whole number of votes cast was 61,215 of which

Vicki Lopez (REP)	received	33,461 votes
Jacqueline "Jackie" Gross-Kellogg (DEM)	received	27,754 votes

For State Representative, District 114, the whole number of votes cast was 79,243 of which

Demi Busatta Cabrera (REP)	received	46,249 votes
Matthew John Bornstein (DEM)	received	32,994 votes

For State Representative, District 115, the whole number of votes cast was 92,591 of which

Omar Blanco (REP)	received	54,952 votes
Norma Perez Schwartz (DEM)	received	37,639 votes

For State Representative, District 116, the whole number of votes cast was 77,074 of which

Daniel A. Perez (REP)	received	52,964 votes
Nicolas Ramos (DEM)	received	24,110 votes

For State Representative, District 117, the whole number of votes cast was 61,170 of which

Beatrice Slawson (REP)	received	28,823 votes
Kevin Chambliss (DEM)	received	32,347 votes

For State Representative, District 118, the whole number of votes cast was 85,401 of which

Mike Redondo (REP)	received	58,355 votes
Joel Vodola (DEM)	received	27,046 votes

*** Official Results ***
CERTIFICATE OF COUNTY CANVASSING BOARD
MIAMI-DADE COUNTY

For State Representative, District 119, the whole number of votes cast was 84,702 of which

Juan Carlos Porras (REP)	received	54,735 votes
Marcos Reyes (DEM)	received	29,967 votes

For State Representative, District 120, the whole number of votes cast was 32,665 of which

James "Jim" Vernon Mooney Jr (REP)	received	19,962 votes
Michael Travis (DEM)	received	12,703 votes

For Clerk of the Circuit Court and Comptroller, the whole number of votes cast was 1,045,244 of which

Juan Fernandez-Barquin (REP)	received	580,202 votes
Annette Taddeo (DEM)	received	464,947 votes
Rubin Young (WRI)	received	95 votes

For Sheriff, the whole number of votes cast was 1,048,874 of which

Rosanna "Rosie" Cordero-Stutz (REP)	received	583,505 votes
James Reyes (DEM)	received	465,369 votes

For Property Appraiser, the whole number of votes cast was 1,045,246 of which

Tomas Regalado (REP)	received	595,819 votes
Marisol Zenteno (DEM)	received	449,427 votes

For Tax Collector, the whole number of votes cast was 1,036,756 of which


Daniel Fernandez (REP)	received	576,892 votes
David Richardson (DEM)	received	459,864 votes

For Supervisor of Elections, the whole number of votes cast was 1,038,831 of which


Alina Garcia (REP)	received	580,061 votes
Juan-Carlos "J.C." Planas (DEM)	received	458,770 votes

*** Official Results ***
CERTIFICATE OF COUNTY CANVASSING BOARD
MIAMI-DADE COUNTY


We Certify that pursuant to Section 102.112, Florida Statutes, the canvassing board has compared the number of persons who voted with the number of ballots counted and that the certification includes all valid votes cast in the election.



COUNTY JUDGE, CHAIRPERSON 11/15/24



COUNTY JUDGE, SUBSTITUTE MEMBER 11/15/2024



SUPERVISOR OF ELECTIONS, MEMBER 11/15/24

*** Official Results ***
CERTIFICATE OF COUNTY CANVASSING BOARD
MIAMI-DADE COUNTY

We, the undersigned, VICTORIA FERRER, County Judge, Chairperson, MIESHA DARROUGH, County Judge, Substitute Member, CHRISTINA WHITE, Supervisor of Elections, Member, constituting the Board of County Canvassers in and for said County, do hereby certify that we met on the Fifteenth day of November, 2024 A.D., and proceeded publicly to canvass the votes given for the several offices and persons herein specified at the **Nonpartisan Election** held on the Fifth day of November, 2024 A.D., as shown by the returns on file in the office of the Supervisor of Elections. We do hereby certify from said returns as follows:

Retention of Justice Renatha Francis of the Supreme Court

Yes 625,479 votes
No 331,121 votes

Retention of Justice Meredith Sasso of the Supreme Court

Yes 607,862 votes
No 342,114 votes

Retention of Judge Kevin M. Emas of the Third District Court of Appeal

Yes 698,469 votes
No 245,658 votes

Retention of Judge Ivan F. Fernandez of the Third District Court of Appeal

Yes 663,794 votes
No 277,450 votes

Retention of Judge Norma Shepard Lindsey of the Third District Court of Appeal

Yes 641,220 votes
No 295,041 votes

For County Court Judge, Group 29, the whole number of votes cast was 918,728 of which

Christopher Benjamin	received 476,814 votes
Alina Salcines Restrepo	received 441,914 votes

*** Official Results ***
CERTIFICATE OF COUNTY CANVASSING BOARD
MIAMI-DADE COUNTY

For School Board, District 3, the whole number of votes cast was
110,761 of which

Joseph "Joe" Geller	received	60,740 votes
Martin Karp	received	50,021 votes

For School Board, District 7, the whole number of votes cast was
126,970 of which

Mary Blanco	received	86,182 votes
Maxeme "Max" Tuchman	received	40,788 votes

For County Commissioner, District 7, the whole number of votes cast
was 101,295 of which

Cindy Lerner	received	43,960 votes
Raquel A. Regalado	received	57,335 votes

For Aventura City Commissioner Seat 1, the whole number of votes cast
was 14,761 of which

Gustavo F. Blachman	received	7,075 votes
Michael Isaac Jacobs	received	5,979 votes
Alberto Zaltzberg	received	1,707 votes

For Aventura City Commissioner Seat 2, the whole number of votes cast
was 14,536 of which

Cindy Orlinsky	received	9,796 votes
Gary Pyott	received	4,740 votes

For Bal Harbour Council Member District 4, the whole number of votes
cast was 1,272 of which

David Albaum	received	538 votes
Alejandro Levy	received	734 votes

For Biscayne Park Commissioner, the whole number of votes cast was
2,036 of which

Ryan Huntington	received	801 votes
MacDonald Kennedy	received	802 votes
Daniel R. Samaria	received	433 votes

*** Official Results ***
CERTIFICATE OF COUNTY CANVASSING BOARD
MIAMI-DADE COUNTY

For Cutler Bay Council Member Seat 2, the whole number of votes cast was 19,278 of which

Brook De Melo Gomes	received	9,201 votes
Suzy Lord	received	10,077 votes

For Doral Mayor, the whole number of votes cast was 25,749 of which

Christi Fraga	received	20,405 votes
Roxanna Garay	received	5,344 votes

For Doral Councilmember Seat 1, the whole number of votes cast was 24,841 of which

Ivette Gonzalez Petkovich	received	9,845 votes
Rafael Pineyro	received	14,996 votes

For Doral Councilmember Seat 3, the whole number of votes cast was 23,352 of which

Juan Carlos Esquivel	received	8,324 votes
Nicole Reinoso	received	10,428 votes
Irina Vilarino	received	4,600 votes

For El Portal Councilperson Seat 4, the whole number of votes cast was 1,029 of which

Luis M. Pirela	received	511 votes
Charles Winters	received	518 votes

For Key Biscayne Village Council, the whole number of votes cast was 13,438 of which

Michael F. Bracken	received	2,391 votes
Franklin H. Caplan	received	2,376 votes
Charles Hyatt Collins	received	1,314 votes
Mark E. Fried	received	2,004 votes
Nicolas Lopez-Jenkins	received	2,152 votes
Nancy Stoner	received	3,201 votes

For Medley Mayor, the whole number of votes cast was 559 of which

Roberto Martell	received	238 votes
Lily Stefano	received	321 votes

*** Official Results ***
CERTIFICATE OF COUNTY CANVASSING BOARD
MIAMI-DADE COUNTY

For Medley Council Member, the whole number of votes cast was 1,017 of which

Ernesto Fuster	received	180 votes
Arturo "Artie" Jinete	received	259 votes
Ivan Pacheco	received	157 votes
Karina Pacheco	received	163 votes
Lourdes Rodriguez	received	258 votes

For Miami Gardens Council Member Seat 5, the whole number of votes cast was 42,302 of which

Karen Hunter-Jackson	received	16,357 votes
Linda Julien	received	25,945 votes

For Miami Lakes Mayor, the whole number of votes cast was 15,708 of which

Josh Dieguez	received	7,320 votes
Tony Fernandez	received	6,593 votes
Yuniatt Gonzalez	received	1,795 votes

For Miami Lakes Councilmember Seat 1, the whole number of votes cast was 14,771 of which

Angelo Cuadra Garcia	received	8,015 votes
Mario O. Pinera Jr.	received	6,756 votes

For N.Bay Village Treasure Island Commissioner, the whole number of votes cast was 2,830 of which

Doris Acosta	received	1,602 votes
Jose R. Parada Jr.	received	1,228 votes

For North Miami Mayor, the whole number of votes cast was 19,652 of which

Naomi Esther Blemur	received	3,568 votes
Daphne Campbell	received	4,408 votes
Alix Desulme	received	7,226 votes
Hector Medina	received	4,450 votes

*** Official Results ***
CERTIFICATE OF COUNTY CANVASSING BOARD
MIAMI-DADE COUNTY

For North Miami Councilperson District 1, the whole number of votes cast was 4,477 of which

Kevin A. Burns	received	1,926 votes
Vanessa Pierre	received	1,366 votes
Evan A. Shields	received	607 votes
Jessica Wolland	received	578 votes

For North Miami Councilperson District 4, the whole number of votes cast was 6,307 of which

Daniel Calixte	received	1,036 votes
Charlie Nacivre Charles	received	1,020 votes
Pierre Frantz Charles	received	2,777 votes
Beverly Hilton	received	900 votes
Bethynel "Betty" Vega	received	574 votes

For North Miami Beach Group 1 Mayor, the whole number of votes cast was 13,287 of which

Michael Joseph	received	7,374 votes
Evan S. Piper	received	5,913 votes

For North Miami Beach Group 3 Commissioner, the whole number of votes cast was 13,036 of which

Hubert Dube	received	3,216 votes
Daniela Jean	received	6,401 votes
Margaret Mary "Margie" Love	received	3,419 votes

For North Miami Beach Group 5 Commissioner, the whole number of votes cast was 12,160 of which

McKenzie Fleurimond	received	7,415 votes
Ketley Joachim	received	4,745 votes

For North Miami Beach Group 7 Commissioner, the whole number of votes cast was 12,680 of which

Eunice Flowers	received	1,847 votes
Ellis Keeter	received	1,434 votes
Maggy Belizaire Lopez	received	2,339 votes
Lynn Su	received	3,235 votes
Paule Villard	received	3,825 votes

*** Official Results ***
CERTIFICATE OF COUNTY CANVASSING BOARD
MIAMI-DADE COUNTY

For Opa-locka Commissioners, the whole number of votes cast was 5,426
of which

Retevea Bain-Walden	received	476 votes
Chris Davis	received	851 votes
Brian Dennis	received	634 votes
Audrey Dominguez	received	746 votes
Joseph L. Kelley	received	1,719 votes
Luis Santiago	received	1,000 votes

For Palmetto Bay Vice Mayor, the whole number of votes cast was
13,288 of which

Mark Merwitzer	received	6,683 votes
Leanne Tellam	received	6,605 votes

For Palmetto Bay Council Member Seat 2, the whole number of votes
cast was 13,031 of which

Steve Cody	received	7,522 votes
David M. Singer	received	5,509 votes

For Pinecrest Councilmember Seat 3, the whole number of votes cast was
10,175 of which

Shannon del Prado	received	6,746 votes
Ralph Sanchez	received	3,429 votes

For South Miami Mayor, the whole number of votes cast was 4,970 of
which

Javier Fernandez	received	4,970 votes
------------------	----------	-------------

For South Miami Commissioner Group II, the whole number of votes
cast was 5,597 of which

Daniel Guerra	received	2,704 votes
Danny Rodriguez	received	2,893 votes

For South Miami Commissioner Group III, the whole number of votes
cast was 3,976 of which

Brian Corey	received	3,976 votes
-------------	----------	-------------

*** Official Results ***
CERTIFICATE OF COUNTY CANVASSING BOARD
MIAMI-DADE COUNTY

For Sunny Isles Beach Commissioner Seat 1, the whole number of votes cast was 7,402 of which

Patricia Alvarez	received	2,630 votes
George Bardmesser	received	1,355 votes
Jerry Joseph	received	2,855 votes
Iracilda Lichtinger	received	562 votes

For Sunny Isles Beach Commissioner Seat 3, the whole number of votes cast was 7,360 of which

Greg Capra	received	3,583 votes
Fabiola Stuyvesant	received	3,777 votes

For Virginia Gardens Council, the whole number of votes cast was 1,370 of which

Richard L. Block	received	404 votes
Debra A. Conover	received	421 votes
Gabriel Fernandez	received	545 votes

For Cutler Cay Community Development District, Seat 3, the whole number of votes cast was 731 of which

Albert Collazo	received	513 votes
Christopher T. Musser	received	218 votes

For Cutler Cay Community Development District, Seat 4, the whole number of votes cast was 697 of which

Donna Fishbein	received	285 votes
Alexandra Penn Williams	received	412 votes

For Downtown Doral South Community Development District, Seat 4, the whole number of votes cast was 887 of which

Adolfo William Alfonso	received	278 votes
Francisco Bird	received	441 votes
Guillermo J. Silva Malavé	received	168 votes

*** Official Results ***
CERTIFICATE OF COUNTY CANVASSING BOARD
MIAMI-DADE COUNTY

For Downtown Doral South Community Development District, Seat 5,
the whole number of votes cast was 882 of which

Lidy C. Hernandez Perez	received	447 votes
Jaime Mercado	received	435 votes

For Islands at Doral III Community Development District, Seat 4, the
whole number of votes cast was 1,511 of which

Victoria González	received	1,037 votes
Gerardo A. Verde	received	474 votes

For Landmark at Doral Community Development District, Seat 5, the
whole number of votes cast was 831 of which

Juan Javier De Maqua	received	525 votes
Yasenska Peterson	received	306 votes

For Majorca Isles Community Development District, Seat 1, the whole
number of votes cast was 675 of which


Reginald Andre	received	304 votes
Theodis Tyrone Kendrick	received	214 votes
Nathan Price	received	157 votes

For Majorca Isles Community Development District, Seat 2, the whole
number of votes cast was 673 of which


Eric Moss	received	332 votes
Tamara Price	received	341 votes

*** Official Results ***
CERTIFICATE OF COUNTY CANVASSING BOARD
MIAMI-DADE COUNTY


We Certify that pursuant to Section 102.112, Florida Statutes, the canvassing board has compared the number of persons who voted with the number of ballots counted and that the certification includes all valid votes cast in the election.



COUNTY JUDGE, CHAIRPERSON 11/15/24



COUNTY JUDGE, SUBSTITUTE MEMBER 11/15/2024



SUPERVISOR OF ELECTIONS, MEMBER 11/15/24

*** Official Results ***
**CERTIFICATE OF COUNTY CANVASSING BOARD
MIAMI-DADE COUNTY**

We, the undersigned, VICTORIA FERRER, County Judge, Chairperson, MIESHA DARROUGH, County Judge, Substitute Member, CHRISTINA WHITE, Supervisor of Elections, Member, constituting the Board of County Canvassers in and for said County, do hereby certify that we met on the Fifteenth day of November, 2024 A.D., and proceeded publicly to canvass the votes given for the Proposed Amendments to the Constitution of the State of Florida and Proposed Amendments to the Constitution of the State of Florida Referendums on the Fifth day of November, 2024 A.D. as shown by the returns on file in the office of the Supervisor of Elections. We do hereby certify from said returns as follows:

**NO. 1
CONSTITUTIONAL AMENDMENT
ARTICLE IX, SECTION 4; ARTICLE XII
PARTISAN ELECTION OF MEMBERS OF DISTRICT SCHOOL
BOARDS**

Proposing amendments to the State Constitution to require members of a district school board to be elected in a partisan election rather than a nonpartisan election and to specify that the amendment only applies to elections held on or after the November 2026 general election. However, partisan primary elections may occur before the 2026 general election for purposes of nominating political party candidates to that office for placement on the 2026 general election ballot.

Yes for Approval	569,902	votes
No for Rejection	415,078	votes

**NO. 2
CONSTITUTIONAL AMENDMENT
ARTICLE I, SECTION 28
RIGHT TO FISH AND HUNT**

Proposing an amendment to the State Constitution to preserve forever fishing and hunting, including by the use of traditional methods, as a public right and preferred means of responsibly managing and controlling fish and wildlife. Specifies that the amendment does not limit the authority granted to the Fish and Wildlife Conservation Commission under Section of Article IV of the State Constitution.

Yes for Approval	659,670	votes
No for Rejection	348,269	votes

**NO. 3
CONSTITUTIONAL AMENDMENT
ARTICLE X, SECTION 29
ADULT PERSONAL USE OF MARIJUANA**

Allows adults 21 years or older to possess, purchase, or use marijuana products and marijuana accessories for non-medical personal consumption by smoking, ingestion, or otherwise; allows Medical Marijuana Treatment Centers, and other state licensed entities, to acquire, cultivate, process, manufacture, sell, and distribute such products and accessories. Applies to Florida law; does not change, or immunize violations of, federal law. Establishes possession limits for personal use. Allows consistent legislation. Defines terms. Provides effective date.

Yes for Approval	510,124	votes
No for Rejection	525,479	votes

*** Official Results ***
CERTIFICATE OF COUNTY CANVASSING BOARD
MIAMI-DADE COUNTY

NO. 4
CONSTITUTIONAL AMENDMENT
ARTICLE 1, NEW SECTION
AMENDMENT TO LIMIT GOVERNMENT INTERFERENCE
WITH ABORTION

No law shall prohibit, penalize, delay, or restrict abortion before viability or when necessary to protect the patient's health, as determined by the patient's healthcare provider. This amendment does not change the Legislature's constitutional authority to require notification to a parent or guardian before a minor has an abortion.

Yes for Approval	618,188	votes
No for Rejection	435,185	votes

NO. 5
CONSTITUTIONAL AMENDMENT
ARTICLE VII, SECTION 6; ARTICLE XII
ANNUAL ADJUSTMENTS TO THE VALUE OF CERTAIN
HOMESTEAD EXEMPTIONS

Proposing an amendment to the State Constitution to require an annual adjustment for inflation to the value of current or future homestead exemptions that apply solely to levies other than school district levies and for which every person who has legal or equitable title to real estate and maintains thereon the permanent residence of the owner, or another person legally or naturally dependent upon the owner is eligible. This amendment takes effect January 1, 2025.

Yes for Approval	727,312	votes
No for Rejection	289,333	votes

NO. 6
CONSTITUTIONAL AMENDMENT
ARTICLE VI, SECTION 7
REPEAL OF PUBLIC CAMPAIGN FINANCING REQUIREMENT

Proposing the repeal of the provision in the State Constitution which requires public financing for campaigns of candidates for elective statewide office who agree to campaign spending limits.

Yes for Approval	518,693	votes
No for Rejection	474,734	votes

COUNTY NONBINDING STRAW BALLOT PUBLIC WI-FI

County Nonbinding Straw Ballot Public Wi-Fi

Yes for Approval	777,088	votes
No for Rejection	235,691	votes

BALHARBOUR LEVY HOMELESS/DOMESTIC ABUSE TAX

BalHarbour Levy Homeless/Domestic Abuse Tax

Yes for Approval	436	votes
No for Rejection	899	votes

*** Official Results ***
CERTIFICATE OF COUNTY CANVASSING BOARD
MIAMI-DADE COUNTY

CUTLERBAY PUBLIC ENGAGEMENT MODES OF COMM

CutlerBay Public Engagement Modes of Comm

Yes for Approval	16,925	votes
No for Rejection	3,380	votes

CUTLERBAY TOWN LAWS ENVIRONMENT STEWARDSHIP

CutlerBay Town Laws Environment Stewardship

Yes for Approval	17,230	votes
No for Rejection	3,193	votes

DORAL CLARIFY FORM OF GOVERNMENT

Doral Clarify Form of Government

Yes for Approval	10,965	votes
No for Rejection	12,861	votes

DORAL CREATE COMMITTEES/APPOINTMENT MEMBERS

Doral Create Committees/Appointment Members

Yes for Approval	12,868	votes
No for Rejection	10,813	votes

DORAL COUNCIL AUTH MAYOR/GOVERN ENTITIES

Doral Council Auth Mayor/Govern Entities

Yes for Approval	14,666	votes
No for Rejection	9,147	votes

DORAL SERVICE MAYOR POSITION COUNCILMEMBER

Doral Service Mayor Position Councilmember

Yes for Approval	15,406	votes
No for Rejection	8,531	votes

DORAL MAYOR AND COUNCILMEMBER COMPENSATION

Doral Mayor and Councilmember Compensation

Yes for Approval	12,811	votes
No for Rejection	11,174	votes

*** Official Results ***
CERTIFICATE OF COUNTY CANVASSING BOARD
MIAMI-DADE COUNTY

DORAL PROCESS APPOINT CITY MANAGER

Doral Process Appoint City Manager

Yes for Approval	16,189	votes
No for Rejection	7,372	votes

DORAL PROCESS APPOINT CITY BOARDS/AGENCIES

Doral Process Appoint City Boards/Agencies

Yes for Approval	15,132	votes
No for Rejection	9,266	votes

DORAL ELIMINATION RUN-OFF ELECTIONS

Doral Elimination Run-off Elections

Yes for Approval	12,775	votes
No for Rejection	12,115	votes

DORAL APPOINT CHRTR REV COMM/REQ MEMBERS

Doral Appoint Chrtr Rev Comm/Req Members

Yes for Approval	11,398	votes
No for Rejection	12,804	votes

DORAL OFC CHRTR ENFORCE/OFC INSP GENERAL

Doral Ofc Chrtr Enforce/Ofc Insp General

Yes for Approval	19,042	votes
No for Rejection	5,381	votes

MIA CONTINUOUS RESIDENCY MAYOR/COMMISSIONER

Mia Continuous Residency Mayor/Commissioner

Yes for Approval	111,834	votes
No for Rejection	15,626	votes

MIA REV DEVELOP PARROT JUNGLE WATSON ISLAND

Mia Rev Develop Parrot Jungle Watson Island

Yes for Approval	74,386	votes
No for Rejection	52,619	votes

*** Official Results ***
CERTIFICATE OF COUNTY CANVASSING BOARD
MIAMI-DADE COUNTY

MIA REV MIXED-USE LEASES ON WATSON ISLAND

Mia Rev Mixed-Use Leases on Watson Island

Yes for Approval	77,582	votes
No for Rejection	47,780	votes

MIA CHANGE RUNOFF DATE

Mia Change Runoff Date

Yes for Approval	79,929	votes
No for Rejection	45,773	votes

MIABCH CITIZENSBILLRIGHTS ETHICS COMMISSION

MiaBch CitizensBillRights Ethics Commission

Yes for Approval	24,604	votes
No for Rejection	5,670	votes

MIABCH CITIZENSBILLRIGHTS CIRCUIT/FORFEIT

MiaBch CitizensBillRights CirCourt/Forfeit

Yes for Approval	20,157	votes
No for Rejection	8,779	votes

MIABCH SALE/LEASE CITY PROPERTY AGREEMENTS

MiaBch Sale/Lease City property agreements

Yes for Approval	22,451	votes
No for Rejection	7,123	votes

MIABCH RUNOFF ELECTION DATE/INSTALL/OFCTERM

MiaBch Runoff Election Date/Install/OfcTerm

Yes for Approval	22,492	votes
No for Rejection	7,649	votes

MIABCH PUBLIC HEARINGS/NOTICE ORDINANCES

MiaBch Public Hearings/Notice Ordinances

Yes for Approval	23,411	votes
No for Rejection	7,266	votes

*** Official Results ***
CERTIFICATE OF COUNTY CANVASSING BOARD
MIAMI-DADE COUNTY

MIABCH VACANCIES IN CITY COMMISSION

MiaBch Vacancies in City Commission

Yes for Approval	20,925	votes
No for Rejection	9,393	votes

MIABCH CHARTER LANGUAGE TO LAW/CURRENT USE

MiaBch Charter Language to Law/Current Use

Yes for Approval	24,012	votes
No for Rejection	4,909	votes

MIAGARDENS CITY MANAGER RESIDENCY REQUIRE

MiaGardens City Manager Residency Require

Yes for Approval	23,511	votes
No for Rejection	18,108	votes

MIASPRINGS TERMS OF OFC/NOVEMBER ELECTIONS

MiaSprings Terms of Ofc/November Elections

Yes for Approval	3,074	votes
No for Rejection	3,694	votes

NBAYVILLAGE PUBLIC NOTICE REQUIREMENTS

NBayVillage Public Notice Requirements

Yes for Approval	2,347	votes
No for Rejection	508	votes

NBAYVILLAGE EMPLOYEES VILLAGE CLERK'S OFC

NBayVillage Employees Village Clerk's Ofc

Yes for Approval	2,391	votes
No for Rejection	433	votes

NBAYVILLAGE CONT RESIDENCY REQUIREMENT

NBayVillage Cont Residency Requirement

Yes for Approval	2,679	votes
No for Rejection	211	votes

*** Official Results ***
CERTIFICATE OF COUNTY CANVASSING BOARD
MIAMI-DADE COUNTY

NBAYVILLAGE QUALIFYING PERIOD

NBayVillage Qualifying Period

Yes for Approval	2,238	votes
No for Rejection	477	votes

NBAYVILLAGE SINGLE FAMILY PROPERTY

NBayVillage Single Family Property

Yes for Approval	2,253	votes
No for Rejection	616	votes

NBAYVILLAGE LIMIT ON VILLAGE DEBT

NBayVillage Limit On Village Debt

Yes for Approval	1,959	votes
No for Rejection	798	votes

NBAYVILLAGE CHRTR NONSUBSTANTIVE/TECHUPDATE

NBayVillage Chrtr NonSubstantive/TechUpdate

Yes for Approval	2,177	votes
No for Rejection	590	votes

PINECREST TERM LIMITS MAYOR/COUNCILMEMBER

Pinecrest Term Limits Mayor/Councilmember

Yes for Approval	4,233	votes
No for Rejection	6,036	votes

PINECREST PARTIAL TERMS OFC LESS TWO YEARS

Pinecrest Partial Terms Ofc Less Two Years

Yes for Approval	4,605	votes
No for Rejection	5,521	votes

PINECREST CALC TERM LIMITS/GAP IN SERVICE

Pinecrest Calc Term Limits/Gap in Service

Yes for Approval	3,797	votes
No for Rejection	6,188	votes

*** Official Results ***
CERTIFICATE OF COUNTY CANVASSING BOARD
MIAMI-DADE COUNTY

PINECREST METHOD FILLING VACANCIES IN OFC

Pinecrest Method Filling Vacancies in Ofc

Yes for Approval	5,306	votes
No for Rejection	4,603	votes

PINECREST UPDATE CHRTR ELECTIONS TIMELINES

Pinecrest Update Chrtr Elections Timelines

Yes for Approval	6,429	votes
No for Rejection	3,449	votes

SOUTHMIA PURCHASE LIMIT ORDINANCE CITY COMM

SouthMia Purchase Limit Ordinance City Comm

Yes for Approval	3,271	votes
No for Rejection	2,212	votes

SOUTHMIA FOUR YEAR TERM OFFICE CITY MAYOR

SouthMia Four year term Office City Mayor

Yes for Approval	4,235	votes
No for Rejection	1,368	votes

SOUTHMIA BOND PARKS/REC/PUBLICWORKS/SAFETY

SouthMia Bond Parks/Rec/PublicWorks/Safety

Yes for Approval	3,263	votes
No for Rejection	2,160	votes

SURFSIDE RESID LOTS B/W COLLINS/HARDING AVE

Surfside Resid Lots b/w Collins/Harding Ave

Yes for Approval	1,483	votes
No for Rejection	1,171	votes

SURFSIDE RESID LOTS WEST OF HARDING AVE

Surfside Resid Lots West of Harding Ave

Yes for Approval	1,510	votes
No for Rejection	1,126	votes

*** Official Results ***
CERTIFICATE OF COUNTY CANVASSING BOARD
MIAMI-DADE COUNTY

SURFSIDE PROHIBITION OF LOT SUBDIVISION

Surfside Prohibition of Lot Subdivision

Yes for Approval	1,414	votes
No for Rejection	1,205	votes

SURFSIDE COLLECTION OBLIGATIONS DUE TO TOWN

Surfside Collection Obligations due to Town

Yes for Approval	1,567	votes
No for Rejection	1,037	votes

SURFSIDE PROHIBIT DEV/CONSTR POINT LAKE

Surfside Prohibit Dev/Constr Point Lake

Yes for Approval	1,641	votes
No for Rejection	936	votes

WESTMIA AMEND CHARTER COMM CITYWIDE SEATS

WestMia Amend Charter Comm citywide seats


Yes for Approval	1,554	votes
No for Rejection	1,071	votes

WESTMIA CHANGE MAYOR TERM TO FOUR-YEAR TERM


WestMia Change Mayor Term to Four-year Term

Yes for Approval	1,700	votes
No for Rejection	1,019	votes


We Certify that pursuant to Section 102.112, Florida Statutes, the canvassing board has compared the number of persons who voted with the number of ballots counted and that the certification includes all valid votes cast in the election.



COUNTY JUDGE, CHAIRPERSON 11/15/24



COUNTY JUDGE, SUBSTITUTE MEMBER 11/15/2024



SUPERVISOR OF ELECTIONS, MEMBER 11/15/24

SUMMARY REPT-GROUP DETAIL

Official General Election
Miami-Dade County, FL
November 5, 2024

OFFICIAL RESULTS

Run Date:11/15/24 04:19 PM

Report EL45A

Page 001

	TOTAL VOTES	%	ED	VBM	EV
PRECINCTS COUNTED (OF 762)	762	100.00			
REGISTERED VOTERS - TOTAL	1525,474				
BALLOTS CAST - TOTAL	1104,596		215,213	291,659	597,724
BALLOTS CAST - BLANK	36,025	3.26	10,260	5,269	20,496
VOTER TURNOUT - TOTAL		72.41			
VOTER TURNOUT - BLANK		2.36			
President and Vice President					
(VOTE FOR) 1					
Donald J. Trump (REP)	605,590	55.19	121,757	115,221	368,612
Kamala D. Harris (DEM)	480,355	43.78	87,906	170,153	222,296
Jill Stein (GRE)	3,813	.35	1,229	1,113	1,471
WRITE-IN	3,116	.28	898	1,014	1,204
Chase Oliver (LPF)	2,096	.19	640	647	809
Claudia De la Cruz (PSL)	1,308	.12	388	395	525
Randall Terry (CPF)	476	.04	149	126	201
Peter Sonski (ASP)	455	.04	108	180	167
Total	1097,209		213,075	288,849	595,285
Over Votes	2,072		605	1,053	414
Under Votes	5,315		1,533	1,757	2,025
United States Senator					
(VOTE FOR) 1					
Rick Scott (REP)	585,445	54.36	114,413	114,050	356,982
Debbie Mucarsel-Powell (DEM)	477,598	44.35	87,571	169,392	220,635
Feena Bonoan (LPF)	4,737	.44	1,518	1,102	2,117
Ben Everidge (NPA)	4,244	.39	1,226	1,064	1,954
Tuan TQ Nguyen (NPA)	4,088	.38	1,295	949	1,844
WRITE-IN	888	.08	273	197	418
Total	1077,000		206,296	286,754	583,950
Over Votes	734		127	379	228
Under Votes	26,861		8,790	4,525	13,546
Representative Congress Dist 24					
(VOTE FOR) 1					
Frederica Wilson (DEM)	170,692	66.80	35,601	52,829	82,262
Jesus Gabriel Navarro (REP)	84,231	32.97	21,295	17,624	45,312
WRITE-IN	592	.23	141	174	277
Total	255,515		57,037	70,627	127,851
Over Votes	172		31	103	38
Under Votes	12,108		3,770	2,835	5,503
Representative Congress Dist 26					
(VOTE FOR) 1					
Mario Diaz-Balart (REP)	138,467	71.14	30,832	26,338	81,297
Joey Atkins (DEM)	56,161	28.86	12,148	20,558	23,455
Total	194,628		42,980	46,896	104,752
Over Votes	34		7	10	17
Under Votes	7,773		2,651	1,589	3,533

Victoria Lerner 11/15/24
Misha Danov 11/15/24
11/15/24

SUMMARY REPT-GROUP DETAIL

Official General Election
Miami-Dade County, FL
November 5, 2024

OFFICIAL RESULTS

Run Date:11/15/24 04:19 PM

Report EL45A Page 002

	TOTAL VOTES	%	ED	VBM	EV
Representative Congress Dist 27					
(VOTE FOR) 1					
Maria Elvira Salazar (REP).	199,159	60.38	34,168	44,214	120,777
Lucia Baez-Geller (DEM).	130,708	39.62	19,686	52,390	58,632
Total	329,867		53,854	96,604	179,409
Over Votes	74		10	19	45
Under Votes	11,661		2,948	3,479	5,234
Representative Congress Dist 28					
(VOTE FOR) 1					
Carlos A. Gimenez (REP).	183,428	64.98	32,403	33,074	117,951
Phil Ehr (DEM).	98,853	35.02	16,836	33,940	48,077
Total	282,281		49,239	67,014	166,028
Over Votes	47		6	16	25
Under Votes	10,435		2,680	2,466	5,289
State Senator District 37					
(VOTE FOR) 1					
Jason Pizzo (DEM).	19,904	56.57	3,556	7,783	8,565
Imtiaz Mohammad (REP)	15,282	43.43	3,868	3,202	8,212
Total	35,186		7,424	10,985	16,777
Over Votes	29		1	8	20
Under Votes	4,019		1,053	962	2,004
State Senator District 39					
(VOTE FOR) 1					
Bryan Avila (REP).	133,270	69.81	27,832	25,727	79,711
Charles A. Lewis I (DEM)	57,635	30.19	12,456	20,885	24,294
Total	190,905		40,288	46,612	104,005
Over Votes	20		6	6	8
Under Votes	12,596		3,944	2,282	6,370
State Representative Dist 106					
(VOTE FOR) 1					
Fabian Basabe (REP)	38,386	51.26	8,810	9,204	20,372
Joe Saunders (DEM)	35,229	47.04	6,615	14,011	14,603
Mo Saunders Scott (NPA).	1,271	1.70	425	280	566
Total	74,886		15,850	23,495	35,541
Over Votes	12		2	6	4
Under Votes	5,219		1,594	1,377	2,248
State Representative Dist 110					
(VOTE FOR) 1					
Tom Fabricio (REP)	49,881	71.17	10,028	8,937	30,916
Stanley "J.P." Jean-Poix (DEM)	20,207	28.83	4,323	7,184	8,700
Total	70,088		14,351	16,121	39,616
Over Votes	7		0	2	5
Under Votes	4,298		1,359	757	2,182

SUMMARY REPT-GROUP DETAIL

Official General Election
Miami-Dade County, FL
November 5, 2024

OFFICIAL RESULTS

Run Date:11/15/24 04:19 PM

Report EL45A Page 003

	TOTAL VOTES	%	ED	VBM	EV
State Representative Dist 111					
(VOTE FOR) 1					
David Borrero (REP)	45,942	67.38	9,427	8,846	27,669
Laura F. Kelley (DEM)	22,238	32.62	4,330	8,662	9,246
Total	68,180		13,757	17,508	36,915
Over Votes	8		2	3	3
Under Votes	4,053		1,199	845	2,009
State Representative Dist 112					
(VOTE FOR) 1					
Alex Rizo (REP)	40,199	72.95	8,828	8,516	22,855
Jacqueline "Jackie" Gil-Abarzua (DEM)	14,908	27.05	3,570	5,558	5,780
Total	55,107		12,398	14,074	28,635
Over Votes	7		0	4	3
Under Votes	3,994		1,342	608	2,044
State Representative Dist 113					
(VOTE FOR) 1					
Vicki Lopez (REP).	33,461	54.66	7,336	7,770	18,355
Jacqueline "Jackie" Gross-Kellogg (DEM)	27,754	45.34	4,862	10,082	12,810
Total	61,215		12,198	17,852	31,165
Over Votes	13		4	5	4
Under Votes	3,694		1,093	880	1,721
State Representative Dist 114					
(VOTE FOR) 1					
Demi Busatta Cabrera (REP).	46,249	58.36	7,617	11,328	27,304
Matthew John Bornstein (DEM)	32,994	41.64	4,841	13,320	14,833
Total	79,243		12,458	24,648	42,137
Over Votes	23		2	9	12
Under Votes	4,719		1,059	1,336	2,324
State Representative Dist 115					
(VOTE FOR) 1					
Omar Blanco (REP).	54,952	59.35	8,477	11,754	34,721
Norma Perez Schwartz (DEM).	37,639	40.65	4,636	15,707	17,296
Total	92,591		13,113	27,461	52,017
Over Votes	12		0	6	6
Under Votes	4,621		943	1,314	2,364
State Representative Dist 116					
(VOTE FOR) 1					
Daniel A. Perez (REP)	52,964	68.72	7,940	11,742	33,282
Nicolas Ramos (DEM)	24,110	31.28	3,830	9,320	10,960
Total	77,074		11,770	21,062	44,242
Over Votes	17		5	5	7
Under Votes	4,381		1,031	974	2,376

SUMMARY REPT-GROUP DETAIL

Official General Election
Miami-Dade County, FL
November 5, 2024

OFFICIAL RESULTS

Run Date:11/15/24 04:19 PM

Report EL45A

Page 004

	TOTAL VOTES	%	ED	VBM	EV
State Representative Dist 117					
(VOTE FOR) 1					
Kevin Chambliss (DEM)	32,347	52.88	6,617	9,222	16,508
Beatrice Slawson (REP)	28,823	47.12	5,629	4,168	19,026
Total	61,170		12,246	13,390	35,534
Over Votes	8		1	3	4
Under Votes	3,468		880	611	1,977
State Representative Dist 118					
(VOTE FOR) 1					
Mike Redondo (REP)	58,355	68.33	9,836	11,525	36,994
Joel Vodola (DEM).	27,046	31.67	4,478	10,281	12,287
Total	85,401		14,314	21,806	49,281
Over Votes	10		0	4	6
Under Votes	4,773		1,227	1,083	2,463
State Representative Dist 119					
(VOTE FOR) 1					
Juan Carlos Porras (REP)	54,735	64.62	8,330	9,816	36,589
Marcos Reyes (DEM)	29,967	35.38	4,224	10,840	14,903
Total	84,702		12,554	20,656	51,492
Over Votes	22		2	5	15
Under Votes	3,923		870	888	2,165
State Representative Dist 120					
(VOTE FOR) 1					
James "Jim" Vernon Mooney Jr. (REP).	19,962	61.11	4,224	3,045	12,693
Michael Travis (DEM).	12,703	38.89	2,767	3,685	6,251
Total	32,665		6,991	6,730	18,944
Over Votes	2		0	0	2
Under Votes	1,709		478	320	911
Clerk of the Circuit Court and Comptroller					
(VOTE FOR) 1					
Juan Fernandez-Barquin (REP)	580,202	55.40	111,303	117,439	351,460
Annette Taddeo (DEM).	464,947	44.40	86,800	161,430	216,717
WRITE-IN.	2,074	.20	567	540	967
Total	1,047,223		198,670	279,409	569,144
Over Votes	579		100	281	198
Under Votes	54,339		16,443	9,514	28,382
Sheriff					
(VOTE FOR) 1					
Rosanna "Rosie" Cordero-Stutz (REP).	583,505	55.63	112,486	117,576	353,443
James Reyes (DEM).	465,369	44.37	86,519	162,218	216,632
Total	1,048,874		199,005	279,794	570,075
Over Votes	263		46	83	134
Under Votes	53,004		16,162	9,327	27,515

SUMMARY REPT-GROUP DETAIL

Official General Election
Miami-Dade County, FL
November 5, 2024

OFFICIAL RESULTS

Run Date:11/15/24 04:19 PM

Report EL45A Page 005

	TOTAL VOTES	%	ED	VBM	EV
Property Appraiser					
(VOTE FOR) 1					
Tomas Regalado (REP)	595,819	57.00	113,911	123,828	358,080
Marisol Zenteno (DEM)	449,427	43.00	84,303	154,854	210,270
Total	1045,246		198,214	278,682	568,350
Over Votes	143		28	42	73
Under Votes	56,752		16,971	10,480	29,301
 Tax Collector					
(VOTE FOR) 1					
Daniel Fernandez (REP)	576,892	55.64	111,122	115,634	350,136
David Richardson (DEM)	459,864	44.36	84,980	160,685	214,199
Total	1036,756		196,102	276,319	564,335
Over Votes	137		28	45	64
Under Votes	65,248		19,083	12,840	33,325
 Supervisor of Elections					
(VOTE FOR) 1					
Alina Garcia (REP)	580,061	55.84	112,541	115,541	351,979
Juan-Carlos "J.C." Planas (DEM)	458,770	44.16	83,316	162,766	212,688
Total	1038,831		195,857	278,307	564,667
Over Votes	119		23	48	48
Under Votes	63,191		19,333	10,849	33,009
 Justice Supreme Court Renatha Francis					
(VOTE FOR) 1					
Yes	625,479	65.39	121,365	148,235	355,879
No.	331,121	34.61	58,688	110,944	161,489
Total	956,600		180,053	259,179	517,368
Over Votes	497		57	193	247
Under Votes	145,044		35,103	29,832	80,109
 Justice Supreme Court Meredith Sasso					
(VOTE FOR) 1					
Yes	607,862	63.99	117,480	143,339	347,043
No.	342,114	36.01	60,736	115,042	166,336
Total	949,976		178,216	258,381	513,379
Over Votes	232		28	92	112
Under Votes	151,933		36,969	30,731	84,233
 3rdDist Court Appeal Kevin M. Emas					
(VOTE FOR) 1					
Yes	698,469	73.98	126,132	193,805	378,532
No.	245,658	26.02	51,545	62,784	131,329
Total	944,127		177,677	256,589	509,861
Over Votes	374		54	137	183
Under Votes	157,640		37,482	32,478	87,680

SUMMARY REPT-GROUP DETAIL

Official General Election
Miami-Dade County, FL
November 5, 2024

OFFICIAL RESULTS

Run Date:11/15/24 04:19 PM

Report EL45A Page 006

	TOTAL VOTES	%	ED	VBM	EV
3rdDist Court Appeal Ivan F. Fernandez					
(VOTE FOR) 1					
Yes	663,794	70.52	123,861	170,202	369,731
No.	277,450	29.48	52,952	86,146	138,352
Total	941,244		176,813	256,348	508,083
Over Votes	243		30	96	117
Under Votes	160,654		38,370	32,760	89,524
3rdDist Court Appeal Norma Shepard Lindsey					
(VOTE FOR) 1					
Yes	641,220	68.49	121,574	167,455	352,191
No.	295,041	31.51	54,387	87,489	153,165
Total	936,261		175,961	254,944	505,356
Over Votes	218		35	85	98
Under Votes	165,662		39,217	34,175	92,270
County Judge Group 29					
(VOTE FOR) 1					
Christopher Benjamin.	476,814	51.90	89,725	143,271	243,818
Alina Salcines Restrepo.	441,914	48.10	82,214	109,115	250,585
Total	918,728		171,939	252,386	494,403
Over Votes	407		51	134	222
Under Votes	183,006		43,223	36,684	103,099
County Commissioner District 7					
(VOTE FOR) 1					
Raquel A. Regalado	57,335	56.60	8,612	16,118	32,605
Cindy Lerner	43,960	43.40	6,250	17,436	20,274
Total	101,295		14,862	33,554	52,879
Over Votes	54		4	21	29
Under Votes	12,956		2,812	3,208	6,936
School Board Member District 3					
(VOTE FOR) 1					
Joseph "Joe" Geller	60,740	54.84	11,563	21,751	27,426
Martin Karp.	50,021	45.16	10,526	14,193	25,302
Total	110,761		22,089	35,944	52,728
Over Votes	62		11	23	28
Under Votes	24,561		6,405	6,152	12,004
School Board Member District 7					
(VOTE FOR) 1					
Mary Blanco.	86,182	67.88	14,315	17,695	54,172
Maxeme "Max" Tuchman.	40,788	32.12	6,073	15,514	19,201
Total	126,970		20,388	33,209	73,373
Over Votes	31		2	15	14
Under Votes	17,470		3,477	3,315	10,678

SUMMARY REPT-GROUP DETAIL

Official General Election
Miami-Dade County, FL
November 5, 2024

OFFICIAL RESULTS

Run Date:11/15/24 04:19 PM

Report EL45A Page 007

	TOTAL VOTES	%	ED	VBM	EV
Aventura City Commissioner Seat 1					
(VOTE FOR) 1					
Gustavo F. Blachman	7,075	47.93	1,230	2,185	3,660
Michael Isaac Jacobs.	5,979	40.51	962	2,145	2,872
Alberto Zaltzberg.	1,707	11.56	278	584	845
Total	14,761		2,470	4,914	7,377
Over Votes	11		3	4	4
Under Votes	3,680		776	1,110	1,794
Aventura City Commissioner Seat 2					
(VOTE FOR) 1					
Cindy Orlinsky.	9,796	67.39	1,624	3,312	4,860
Gary Pyott	4,740	32.61	811	1,590	2,339
Total	14,536		2,435	4,902	7,199
Over Votes	7		2	5	0
Under Votes	3,909		812	1,121	1,976
Bal Harbour Council Member District 4					
(VOTE FOR) 1					
Alejandro Levy.	734	57.70	163	275	296
David Albaum	538	42.30	119	213	206
Total	1,272		282	488	502
Over Votes	0		0	0	0
Under Votes	281		65	99	117
Biscayne Park Commissioner					
(VOTE FOR) 3					
MacDonald Kennedy.	802	39.39	255	272	275
Ryan Huntington	801	39.34	278	249	274
Daniel R. Samaria.	433	21.27	160	106	167
Total	2,036		693	627	716
Over Votes	0		0	0	0
Under Votes	2,881		1,014	798	1,069
Cutler Bay Council Member Seat 2					
(VOTE FOR) 1					
Suzy Lord	10,077	52.27	1,439	3,278	5,360
Brook De Melo Gomes	9,201	47.73	1,543	1,848	5,810
Total	19,278		2,982	5,126	11,170
Over Votes	5		0	2	3
Under Votes	3,096		605	580	1,911
Doral Mayor					
(VOTE FOR) 1					
Christi Fraga	20,405	79.25	4,030	5,062	11,313
Roxanna Garay	5,344	20.75	1,018	1,579	2,747
Total	25,749		5,048	6,641	14,060
Over Votes	9		1	5	3
Under Votes	1,755		451	282	1,022

SUMMARY REPT-GROUP DETAIL

Official General Election
Miami-Dade County, FL
November 5, 2024

OFFICIAL RESULTS

Run Date:11/15/24 04:19 PM

Report EL45A Page 008

	TOTAL VOTES	%	ED	VBM	EV
Doral Councilmember Seat 1					
(VOTE FOR) 1					
Rafael Pineyro.	14,996	60.37	2,811	3,602	8,583
Ivette Gonzalez Petkovich	9,845	39.63	2,062	2,860	4,923
Total	24,841		4,873	6,462	13,506
Over Votes	7		0	3	4
Under Votes	2,665		627	463	1,575
Doral Councilmember Seat 3					
(VOTE FOR) 1					
Nicole Reinoso.	10,428	44.66	1,977	2,858	5,593
Juan Carlos Esquivel.	8,324	35.65	1,696	1,887	4,741
Irina Vilarino.	4,600	19.70	966	1,242	2,392
Total	23,352		4,639	5,987	12,726
Over Votes	9		1	2	6
Under Votes	4,152		860	939	2,353
E1 Portal Councilperson Seat 4					
(VOTE FOR) 1					
Charles Winters	518	50.34	143	147	228
Luis M. Pirela.	511	49.66	190	134	187
Total	1,029		333	281	415
Over Votes	0		0	0	0
Under Votes	135		34	26	75
Key Biscayne Village Council					
(VOTE FOR) 3					
Nancy Stoner	3,201	23.82	664	1,262	1,275
Michael F. Bracken	2,391	17.79	495	950	946
Franklin H. Caplan	2,376	17.68	469	967	940
Nicolas Lopez-Jenkins	2,152	16.01	514	715	923
Mark E. Fried	2,004	14.91	389	812	803
Charles Hyatt Collins	1,314	9.78	265	475	574
Total	13,438		2,796	5,181	5,461
Over Votes	30		3	18	9
Under Votes	6,368		1,839	1,764	2,765
Medley Mayor					
(VOTE FOR) 1					
Lily Stefano	321	57.42	75	173	73
Roberto Martell	238	42.58	95	50	93
Total	559		170	223	166
Over Votes	1		1	0	0
Under Votes	16		4	1	11

SUMMARY REPT-GROUP DETAIL

Official General Election
Miami-Dade County, FL
November 5, 2024

OFFICIAL RESULTS

Run Date:11/15/24 04:19 PM

Report EL45A

Page 009

	TOTAL VOTES	%	ED	VBM	EV
Medley Council Member					
(VOTE FOR) 2					
Arturo "Artie" Jinete	259	25.47	86	102	71
Lourdes Rodriguez.	258	25.37	44	164	50
Ernesto Fuster.	180	17.70	53	92	35
Karina Pacheco.	163	16.03	63	36	64
Ivan Pacheco	157	15.44	56	39	62
Total	1,017		302	433	282
Over Votes	0		0	0	0
Under Votes	135		48	15	72
 Miami Gardens Council Member Seat 5					
(VOTE FOR) 1					
Linda Julien	25,945	61.33	5,042	7,220	13,683
Karen Hunter-Jackson.	16,357	38.67	3,904	4,226	8,227
Total	42,302		8,946	11,446	21,910
Over Votes	26		2	10	14
Under Votes	3,448		832	660	1,956
 Miami Lakes Mayor					
(VOTE FOR) 1					
Josh Dieguez	7,320	46.60	949	1,926	4,445
Tony Fernandez.	6,593	41.97	957	1,596	4,040
Yuniett Gonzalez	1,795	11.43	343	404	1,048
Total	15,708		2,249	3,926	9,533
Over Votes	7		1	0	6
Under Votes	1,149		238	233	678
 Miami Lakes Councilmember Seat 1					
(VOTE FOR) 1					
Angelo Cuadra Garcia.	8,015	54.26	1,118	1,822	5,075
Mario O. Pinera Jr.	6,756	45.74	976	1,908	3,872
Total	14,771		2,094	3,730	8,947
Over Votes	2		0	0	2
Under Votes	2,091		394	429	1,268
 N.Bay Village Treasure Island Commissioner					
(VOTE FOR) 1					
Doris Acosta	1,602	56.61	419	444	739
Jose R. Parada Jr.	1,228	43.39	362	307	559
Total	2,830		781	751	1,298
Over Votes	1		0	1	0
Under Votes	359		109	71	179
 North Miami Mayor					
** RECOUNT SEE ADDENDUM **					
(VOTE FOR) 1					
Alix Desulme	7,202	36.81	1,112	2,230	3,860
Hector Medina	4,422	22.60	951	1,191	2,280
Daphne Campbell	4,391	22.44	948	827	2,616
Naomi Esther Blemur	3,549	18.14	901	744	1,904
Total	19,564		3,912	4,992	10,660
Over Votes	26		7	12	7
Under Votes	1,753		440	340	973

SUMMARY REPT-GROUP DETAIL

Official General Election
Miami-Dade County, FL
November 5, 2024

OFFICIAL RESULTS

Run Date:11/15/24 04:19 PM

Report EL45A Page 010

	TOTAL VOTES	%	ED	VBM	EV
North Miami Councilperson District 1					
(VOTE FOR) 1					
Kevin A. Burns.	1,926	43.02	389	600	937
Vanessa Pierre.	1,366	30.51	370	270	726
Evan A. Shields	607	13.56	132	219	256
Jessica Wolland	578	12.91	123	171	284
Total	4,477		1,014	1,260	2,203
Over Votes	0		0	0	0
Under Votes	675		174	146	355
North Miami Councilperson District 4					
** RECOUNT SEE ADDENDUM **					
(VOTE FOR) 1					
Pierre Frantz Charles	2,775	44.03	488	770	1,517
Daniel Calixte.	1,033	16.39	200	244	589
Charlie Nacivre Charles.	1,020	16.18	193	213	614
Beverly Hilton.	900	14.28	168	303	429
Bethynel "Betty" Vega	575	9.12	159	174	242
Total	6,303		1,208	1,704	3,391
Over Votes	9		1	7	1
Under Votes	473		105	82	286
North Miami Beach Group 1 Mayor					
(VOTE FOR) 1					
Michael Joseph.	7,374	55.50	1,843	1,850	3,681
Evan S. Piper	5,913	44.50	1,504	1,831	2,578
Total	13,287		3,347	3,681	6,259
Over Votes	8		1	4	3
Under Votes	1,846		583	309	954
North Miami Beach Group 3 Commissioner					
(VOTE FOR) 1					
Daniela Jean	6,401	49.10	1,522	1,846	3,033
Margaret Mary "Margie" Love	3,419	26.23	838	1,018	1,563
Hubert Dube.	3,216	24.67	905	727	1,584
Total	13,036		3,265	3,591	6,180
Over Votes	10		2	6	2
Under Votes	2,095		664	397	1,034
North Miami Beach Group 5 Commissioner					
(VOTE FOR) 1					
McKenzie Fleurimond	7,415	60.98	1,827	2,075	3,513
Ketley Joachim.	4,745	39.02	1,188	1,330	2,227
Total	12,160		3,015	3,405	5,740
Over Votes	5		1	4	0
Under Votes	2,976		915	585	1,476

SUMMARY REPT-GROUP DETAIL

Official General Election
Miami-Dade County, FL
November 5, 2024

OFFICIAL RESULTS

Run Date:11/15/24 04:19 PM

Report EL45A Page 011

	TOTAL VOTES	%	ED	VBM	EV
North Miami Beach Group 7 Commissioner					
(VOTE FOR) 1					
Paule Villard	3,825	30.17	759	1,133	1,933
Lynn Su	3,235	25.51	762	1,149	1,324
Maggy Belizaire Lopez	2,339	18.45	689	485	1,165
Eunice Flowers.	1,847	14.57	474	463	910
Ellis Keeter	1,434	11.31	489	295	650
Total	12,680		3,173	3,525	5,982
Over Votes	16		4	8	4
Under Votes	2,445		754	461	1,230
Opa-locka Commissioners					
(VOTE FOR) 2					
Joseph L. Kelley	1,719	31.68	529	454	736
Luis Santiago	1,000	18.43	257	213	530
Chris Davis.	851	15.68	248	248	355
Audrey Dominguez	746	13.75	200	243	303
Brian Dennis	634	11.68	212	180	242
Retevea Bain-Walden	476	8.77	102	151	223
Total	5,426		1,548	1,489	2,389
Over Votes	10		6	4	0
Under Votes	3,364		954	651	1,759
Palmetto Bay Vice Mayor					
(VOTE FOR) 1					
Mark Merwitzer.	6,683	50.29	860	2,247	3,576
Leanne Tellam	6,605	49.71	975	2,252	3,378
Total	13,288		1,835	4,499	6,954
Over Votes	8		0	5	3
Under Votes	1,443		254	364	825
Palmetto Bay Council Member Seat 2					
(VOTE FOR) 1					
Steve Cody	7,522	57.72	1,004	2,754	3,764
David M. Singer	5,509	42.28	792	1,670	3,047
Total	13,031		1,796	4,424	6,811
Over Votes	10		1	7	2
Under Votes	1,698		292	437	969
Pinecrest Councilmember Seat 3					
(VOTE FOR) 1					
Shannon del Prado.	6,746	66.30	674	2,902	3,170
Ralph Sanchez	3,429	33.70	449	982	1,998
Total	10,175		1,123	3,884	5,168
Over Votes	4		0	1	3
Under Votes	905		148	285	472
South Miami Mayor					
(VOTE FOR) 1					
Javier Fernandez	4,970	100.00	907	1,741	2,322
Total	4,970		907	1,741	2,322
Over Votes	0		0	0	0
Under Votes	1,240		271	352	617

SUMMARY REPT-GROUP DETAIL

Official General Election
Miami-Dade County, FL
November 5, 2024

OFFICIAL RESULTS

Run Date:11/15/24 04:19 PM

Report EL45A Page 012

	TOTAL VOTES	%	ED	VBM	EV
South Miami Commissioner Group II					
(VOTE FOR) 1					
Danny Rodriguez	2,893	51.69	563	1,059	1,271
Daniel Guerra	2,704	48.31	509	873	1,322
Total	5,597		1,072	1,932	2,593
Over Votes	8		0	4	4
Under Votes	605		106	157	342
South Miami Commissioner Group III					
(VOTE FOR) 1					
Brian Corey.	3,976	100.00	747	1,362	1,867
Total	3,976		747	1,362	1,867
Over Votes	0		0	0	0
Under Votes	2,234		431	731	1,072
Sunny Isles Beach Commissioner Seat 1					
(VOTE FOR) 1					
Jerry Joseph	2,855	38.57	772	849	1,234
Patricia Alvarez	2,630	35.53	848	642	1,140
George Bardmesser.	1,355	18.31	428	281	646
Iracilda Lichtinger	562	7.59	147	208	207
Total	7,402		2,195	1,980	3,227
Over Votes	8		2	1	5
Under Votes	1,763		629	418	716
Sunny Isles Beach Commissioner Seat 3					
(VOTE FOR) 1					
Fabiola Stuyvesant	3,777	51.32	1,132	1,030	1,615
Greg Capra	3,583	48.68	1,066	939	1,578
Total	7,360		2,198	1,969	3,193
Over Votes	7		2	2	3
Under Votes	1,806		626	428	752
Virginia Gardens Council					
(VOTE FOR) 3					
Gabriel Fernandez.	545	39.78	152	178	215
Debra A. Conover	421	30.73	104	156	161
Richard L. Block	404	29.49	121	125	158
Total	1,370		377	459	534
Over Votes	0		0	0	0
Under Votes	2,029		682	450	897
Cutler Cay Comm Dev Dist Seat 3					
(VOTE FOR) 1					
Albert Collazo.	513	70.18	148	96	269
Christopher T. Musser	218	29.82	54	56	108
Total	731		202	152	377
Over Votes	1		0	1	0
Under Votes	142		39	30	73

SUMMARY REPT-GROUP DETAIL

Official General Election
Miami-Dade County, FL
November 5, 2024

OFFICIAL RESULTS

Run Date:11/15/24 04:19 PM

Report EL45A

Page 013

	TOTAL VOTES	%	ED	VBM	EV
Cutler Cay Comm Dev Dist Seat 4					
(VOTE FOR) 1					
Alexandra Penn Williams.	412	59.11	127	91	194
Donna Fishbein.	285	40.89	64	56	165
Total	697		191	147	359
Over Votes	1		0	1	0
Under Votes	176		50	35	91
Downtown Doral South Comm Dev Dist Seat 4					
(VOTE FOR) 1					
Francisco Bird.	441	49.72	86	105	250
Adolfo William Alfonso	278	31.34	61	49	168
Guillermo J. Silva Malave	168	18.94	32	42	94
Total	887		179	196	512
Over Votes	0		0	0	0
Under Votes	216		45	40	131
Downtown Doral South Comm Dev Dist Seat 5					
(VOTE FOR) 1					
Lidy C. Hernandez Perez.	447	50.68	99	94	254
Jaime Mercado	435	49.32	79	100	256
Total	882		178	194	510
Over Votes	0		0	0	0
Under Votes	221		46	42	133
Islands at Doral III Comm Dev Dist Seat 4					
(VOTE FOR) 1					
Victoria Gonzalez.	1,037	68.63	274	199	564
Gerardo A. Verde	474	31.37	122	90	262
Total	1,511		396	289	826
Over Votes	0		0	0	0
Under Votes	312		78	51	183
Landmark At Doral Comm Dev Dist Seat 5					
(VOTE FOR) 1					
Juan Javier De Maqua.	525	63.18	114	75	336
Yasenka Peterson	306	36.82	50	90	166
Total	831		164	165	502
Over Votes	1		1	0	0
Under Votes	197		48	21	128
Majorca Isles Comm Dev Dist Seat 1					
(VOTE FOR) 1					
Reginald Andre.	304	45.04	58	67	179
Theodis Tyrone Kendrick.	214	31.70	46	39	129
Nathan Price	157	23.26	42	42	73
Total	675		146	148	381
Over Votes	0		0	0	0
Under Votes	82		20	15	47

SUMMARY REPT-GROUP DETAIL

Official General Election
Miami-Dade County, FL
November 5, 2024

OFFICIAL RESULTS

Run Date:11/15/24 04:19 PM

Report EL45A

Page 014

	TOTAL VOTES	%	ED	VBM	EV
Majorca Isles Comm Dev Dist Seat 2					
(VOTE FOR) 1					
Tamara Price	341	50.67	73	84	184
Eric Moss	332	49.33	72	61	199
Total	673		145	145	383
Over Votes	0		0	0	0
Under Votes	84		21	18	45
ConsAmend1 Partisan Election SchBrd Members					
(VOTE FOR) 1					
Yes	569,902	57.86	113,979	127,747	328,176
No.	415,078	42.14	71,115	134,356	209,607
Total	984,980		185,094	262,103	537,783
Over Votes	435		48	146	241
Under Votes	116,726		30,071	26,955	59,700
ConsAmend2 Right to Fish and Hunt					
(VOTE FOR) 1					
Yes	659,670	65.45	130,886	155,925	372,859
No.	348,269	34.55	60,016	110,766	177,487
Total	1,007,939		190,902	266,691	550,346
Over Votes	492		69	162	261
Under Votes	93,710		24,242	22,351	47,117
ConsAmend3 Adult Personal Use of Marijuana					
(VOTE FOR) 1					
No.	525,479	50.74	93,051	123,439	308,989
Yes	510,124	49.26	104,277	150,623	255,224
Total	1,035,603		197,328	274,062	564,213
Over Votes	564		61	216	287
Under Votes	65,974		17,824	14,926	33,224
ConsAmend4 Limit Govt Interference Abortion					
(VOTE FOR) 1					
Yes	618,188	58.69	124,131	192,050	302,007
No.	435,185	41.31	78,777	86,454	269,954
Total	1,053,373		202,908	278,504	571,961
Over Votes	886		111	303	472
Under Votes	44,963		12,167	7,737	25,059
ConsAmend5 Adjust Value Homestead Exempt					
(VOTE FOR) 1					
Yes	727,312	71.54	137,048	191,187	399,077
No.	289,333	28.46	56,229	80,094	153,010
Total	1,016,645		193,277	271,281	552,087
Over Votes	519		56	179	284
Under Votes	82,058		21,853	15,084	45,121

SUMMARY REPT-GROUP DETAIL

Official General Election
Miami-Dade County, FL
November 5, 2024

OFFICIAL RESULTS

Run Date:11/15/24 04:19 PM

Report EL45A

Page 015

	TOTAL VOTES	%	ED	VBM	EV
ConsAmend6 Repeal Campaign Finance Req					
(VOTE FOR) 1					
Yes	518,693	52.21	102,742	120,741	295,210
No.	474,734	47.79	85,461	146,038	243,235
Total	993,427		188,203	266,779	538,445
Over Votes	719		85	232	402
Under Votes	105,076		26,898	19,533	58,645
County Nonbinding Straw Ballot Public Wi-Fi					
(VOTE FOR) 1					
Yes	777,088	76.73	152,295	214,066	410,727
No.	235,691	23.27	41,575	56,310	137,806
Total	1012,779		193,870	270,376	548,533
Over Votes	389		57	105	227
Under Votes	86,054		21,259	16,063	48,732
BalHarbour Levy Homeless/Domestic Abuse Tax					
(VOTE FOR) 1					
No.	899	67.34	207	339	353
Yes	436	32.66	102	162	172
Total	1,335		309	501	525
Over Votes	2		1	0	1
Under Votes	204		37	75	92
CutlerBay Public Engagement Modes of Comm					
(VOTE FOR) 1					
Yes	16,925	83.35	2,602	4,589	9,734
No.	3,380	16.65	559	638	2,183
Total	20,305		3,161	5,227	11,917
Over Votes	3		1	0	2
Under Votes	2,038		425	449	1,164
CutlerBay Town Laws Environment Stewardship					
(VOTE FOR) 1					
Yes	17,230	84.37	2,732	4,611	9,887
No.	3,193	15.63	448	644	2,101
Total	20,423		3,180	5,255	11,988
Over Votes	5		2	2	1
Under Votes	1,918		405	419	1,094
Doral Clarify Form of Government					
(VOTE FOR) 1					
No.	12,861	53.98	2,344	3,519	6,998
Yes	10,965	46.02	2,306	2,666	5,993
Total	23,826		4,650	6,185	12,991
Over Votes	10		0	1	9
Under Votes	3,629		850	699	2,080

Run Date:11/15/24 04:19 PM

Report EL45A

Page 016

	TOTAL VOTES	%	ED	VBM	EV
Doral Create Committees/Appointment Members					
(VOTE FOR) 1					
Yes	12,868	54.34	2,632	3,437	6,799
No.	10,813	45.66	1,984	2,762	6,067
Total	23,681		4,616	6,199	12,866
Over Votes	9		1	0	8
Under Votes	3,775		883	686	2,206
Doral Council Auth Mayor/Govern Entities					
(VOTE FOR) 1					
Yes	14,666	61.59	2,946	3,919	7,801
No.	9,147	38.41	1,719	2,286	5,142
Total	23,813		4,665	6,205	12,943
Over Votes	7		0	0	7
Under Votes	3,645		835	680	2,130
Doral Service Mayor Position Councilmember					
(VOTE FOR) 1					
Yes	15,406	64.36	2,929	4,337	8,140
No.	8,531	35.64	1,737	1,912	4,882
Total	23,937		4,666	6,249	13,022
Over Votes	11		0	1	10
Under Votes	3,517		834	635	2,048
Doral Mayor and Councilmember Compensation					
(VOTE FOR) 1					
Yes	12,811	53.41	2,595	3,205	7,011
No.	11,174	46.59	2,078	3,064	6,032
Total	23,985		4,673	6,269	13,043
Over Votes	10		1	3	6
Under Votes	3,470		826	613	2,031
Doral Process Appoint City Manager					
(VOTE FOR) 1					
Yes	16,189	68.71	3,084	4,540	8,565
No.	7,372	31.29	1,480	1,655	4,237
Total	23,561		4,564	6,195	12,802
Over Votes	3		1	0	2
Under Votes	3,901		935	690	2,276
Doral Process Appoint City Boards/Agencies					
(VOTE FOR) 1					
Yes	15,132	62.02	2,978	4,147	8,007
No.	9,266	37.98	1,794	2,222	5,250
Total	24,398		4,772	6,369	13,257
Over Votes	9		1	1	7
Under Votes	3,038		722	503	1,813

SUMMARY REPT-GROUP DETAIL

Official General Election
Miami-Dade County, FL
November 5, 2024

OFFICIAL RESULTS

Run Date:11/15/24 04:19 PM

Report EL45A

Page 017

	TOTAL VOTES	%	ED	VBM	EV
Doral Elimination Run-off Elections					
(VOTE FOR) 1					
Yes	12,775	51.33	2,613	3,338	6,824
No.	12,115	48.67	2,291	3,122	6,702
Total	24,890		4,904	6,460	13,526
Over Votes	13		1	5	7
Under Votes	2,542		590	408	1,544
Doral Appoint Chrtr Rev Comm/Req Members					
(VOTE FOR) 1					
No.	12,804	52.90	2,439	3,336	7,029
Yes	11,398	47.10	2,274	3,026	6,098
Total	24,202		4,713	6,362	13,127
Over Votes	11		1	5	5
Under Votes	3,232		781	506	1,945
Doral Ofc Chrtr Enforce/Ofc Insp General					
(VOTE FOR) 1					
Yes	19,042	77.97	3,620	5,477	9,945
No.	5,381	22.03	1,150	945	3,286
Total	24,423		4,770	6,422	13,231
Over Votes	9		0	1	8
Under Votes	3,013		725	450	1,838
Mia Continuous Residency Mayor/Commissioner					
(VOTE FOR) 1					
Yes	111,834	87.74	23,476	32,051	56,307
No.	15,626	12.26	3,996	3,191	8,439
Total	127,460		27,472	35,242	64,746
Over Votes	48		6	19	23
Under Votes	19,604		5,452	3,643	10,509
Mia Rev Develop Parrot Jungle Watson Island					
(VOTE FOR) 1					
Yes	74,386	58.57	16,865	20,206	37,315
No.	52,619	41.43	10,676	14,772	27,171
Total	127,005		27,541	34,978	64,486
Over Votes	81		15	29	37
Under Votes	20,026		5,374	3,897	10,755
Mia Rev Mixed-Use Leases on Watson Island					
(VOTE FOR) 1					
Yes	77,582	61.89	17,724	20,851	39,007
No.	47,780	38.11	9,433	13,795	24,552
Total	125,362		27,157	34,646	63,559
Over Votes	47		6	14	27
Under Votes	21,703		5,767	4,244	11,692

SUMMARY REPT-GROUP DETAIL

Official General Election
Miami-Dade County, FL
November 5, 2024

OFFICIAL RESULTS

Run Date:11/15/24 04:19 PM

Report EL45A

Page 018

	TOTAL VOTES	%	ED	VBM	EV
Mia Change Runoff Date					
(VOTE FOR) 1					
Yes	79,929	63.59	17,576	22,641	39,712
No.	45,773	36.41	9,564	12,134	24,075
Total	125,702		27,140	34,775	63,787
Over Votes	30		6	6	18
Under Votes	21,380		5,784	4,123	11,473
MiaBch CitizensBillRights Ethics Commission					
(VOTE FOR) 1					
Yes	24,604	81.27	4,609	8,161	11,834
No.	5,670	18.73	1,227	1,547	2,896
Total	30,274		5,836	9,708	14,730
Over Votes	15		0	12	3
Under Votes	6,145		1,639	1,525	2,981
MiaBch CitizensBillRights CirCourt/Forfeit					
(VOTE FOR) 1					
Yes	20,157	69.66	3,772	6,616	9,769
No.	8,779	30.34	1,727	2,749	4,303
Total	28,936		5,499	9,365	14,072
Over Votes	11		1	5	5
Under Votes	7,487		1,975	1,875	3,637
MiaBch Sale/Lease City property agreements					
(VOTE FOR) 1					
Yes	22,451	75.91	4,171	7,501	10,779
No.	7,123	24.09	1,483	2,025	3,615
Total	29,574		5,654	9,526	14,394
Over Votes	6		1	3	2
Under Votes	6,854		1,820	1,716	3,318
MiaBch Runoff Election Date/Install/OfcTerm					
(VOTE FOR) 1					
Yes	22,492	74.62	4,220	7,522	10,750
No.	7,649	25.38	1,614	2,194	3,841
Total	30,141		5,834	9,716	14,591
Over Votes	10		2	4	4
Under Votes	6,208		1,639	1,465	3,104
MiaBch Public Hearings/Notice Ordinances					
(VOTE FOR) 1					
Yes	23,411	76.31	4,592	7,544	11,275
No.	7,266	23.69	1,396	2,321	3,549
Total	30,677		5,988	9,865	14,824
Over Votes	12		1	8	3
Under Votes	5,670		1,486	1,312	2,872

SUMMARY REPT-GROUP DETAIL

Official General Election
Miami-Dade County, FL
November 5, 2024

OFFICIAL RESULTS

Run Date:11/15/24 04:19 PM

Report EL45A

Page 019

	TOTAL VOTES	%	ED	VBM	EV
MiaBch Vacancies in City Commission					
(VOTE FOR) 1					
Yes	20,925	69.02	4,278	6,686	9,961
No.	9,393	30.98	1,613	3,077	4,703
Total	30,318		5,891	9,763	14,664
Over Votes	9		1	5	3
Under Votes	6,032		1,583	1,417	3,032
MiaBch Charter Language to Law/Current Use					
(VOTE FOR) 1					
Yes	24,012	83.03	4,375	8,192	11,445
No.	4,909	16.97	1,114	1,158	2,637
Total	28,921		5,489	9,350	14,082
Over Votes	4		0	1	3
Under Votes	7,434		1,986	1,834	3,614
MiaGardens City Manager Residency Require					
(VOTE FOR) 1					
Yes	23,511	56.49	5,247	5,823	12,441
No.	18,108	43.51	3,534	5,325	9,249
Total	41,619		8,781	11,148	21,690
Over Votes	17		4	4	9
Under Votes	4,002		986	843	2,173
MiaSprings Terms of Ofc/November Elections					
(VOTE FOR) 1					
No.	3,694	54.58	1,108	1,080	1,506
Yes	3,074	45.42	904	749	1,421
Total	6,768		2,012	1,829	2,927
Over Votes	1		0	0	1
Under Votes	567		221	108	238
NBayVillage Public Notice Requirements					
(VOTE FOR) 1					
Yes	2,347	82.21	637	628	1,082
No.	508	17.79	131	130	247
Total	2,855		768	758	1,329
Over Votes	1		0	0	1
Under Votes	327		122	59	146
NBayVillage Employees Village Clerk's Ofc					
(VOTE FOR) 1					
Yes	2,391	84.67	639	664	1,088
No.	433	15.33	120	96	217
Total	2,824		759	760	1,305
Over Votes	1		0	0	1
Under Votes	358		131	57	170

Run Date:11/15/24 04:19 PM

Report EL45A

Page 020

	TOTAL VOTES	%	ED	VBM	EV
NBayVillage Cont Residency Requirement					
(VOTE FOR) 1					
Yes	2,679	92.70	718	723	1,238
No.	211	7.30	67	45	99
Total	2,890		785	768	1,337
Over Votes	1		0	0	1
Under Votes	292		105	49	138

NBayVillage Qualifying Period					
(VOTE FOR) 1					
Yes	2,238	82.43	604	616	1,018
No.	477	17.57	134	115	228
Total	2,715		738	731	1,246
Over Votes	0		0	0	0
Under Votes	468		152	86	230

NBayVillage Single Family Property					
(VOTE FOR) 1					
Yes	2,253	78.53	605	621	1,027
No.	616	21.47	176	142	298
Total	2,869		781	763	1,325
Over Votes	0		0	0	0
Under Votes	314		109	54	151

NBayVillage Limit On Village Debt					
(VOTE FOR) 1					
Yes	1,959	71.06	559	489	911
No.	798	28.94	192	242	364
Total	2,757		751	731	1,275
Over Votes	0		0	0	0
Under Votes	426		139	86	201

NBayVillage Chrtr NonSubstantive/TechUpdate					
(VOTE FOR) 1					
Yes	2,177	78.68	590	609	978
No.	590	21.32	155	138	297
Total	2,767		745	747	1,275
Over Votes	0		0	0	0
Under Votes	416		145	70	201

Pinecrest Term Limits Mayor/Councilmember					
(VOTE FOR) 1					
No.	6,036	58.78	620	2,349	3,067
Yes	4,233	41.22	529	1,543	2,161
Total	10,269		1,149	3,892	5,228
Over Votes	10		0	5	5
Under Votes	782		122	251	409

SUMMARY REPT-GROUP DETAIL

Official General Election
Miami-Dade County, FL
November 5, 2024

OFFICIAL RESULTS

Run Date:11/15/24 04:19 PM

Report EL45A

Page 021

	TOTAL VOTES	%	ED	VBM	EV
Pinecrest Partial Terms Ofc Less Two Years					
(VOTE FOR) 1					
No.	5,521	54.52	629	2,014	2,878
Yes	4,605	45.48	498	1,843	2,264
Total	10,126		1,127	3,857	5,142
Over Votes	7		0	4	3
Under Votes	928		144	287	497
Pinecrest Calc Term Limits/Gap in Service					
(VOTE FOR) 1					
No.	6,188	61.97	661	2,358	3,169
Yes	3,797	38.03	446	1,455	1,896
Total	9,985		1,107	3,813	5,065
Over Votes	4		1	2	1
Under Votes	1,072		163	333	576
Pinecrest Method Filling Vacancies in Ofc					
(VOTE FOR) 1					
Yes	5,306	53.55	597	2,023	2,686
No.	4,603	46.45	504	1,754	2,345
Total	9,909		1,101	3,777	5,031
Over Votes	5		0	4	1
Under Votes	1,147		170	367	610
Pinecrest Update Chrtr Elections Timelines					
(VOTE FOR) 1					
Yes	6,429	65.08	682	2,586	3,161
No.	3,449	34.92	406	1,201	1,842
Total	9,878		1,088	3,787	5,003
Over Votes	5		0	4	1
Under Votes	1,178		183	357	638
SouthMia Purchase Limit Ordinance City Comm					
(VOTE FOR) 1					
Yes	3,271	59.66	644	1,076	1,551
No.	2,212	40.34	382	786	1,044
Total	5,483		1,026	1,862	2,595
Over Votes	2		0	2	0
Under Votes	713		154	217	342
SouthMia Four year term Office City Mayor					
(VOTE FOR) 1					
Yes	4,235	75.58	801	1,449	1,985
No.	1,368	24.42	246	451	671
Total	5,603		1,047	1,900	2,656
Over Votes	3		0	1	2
Under Votes	592		133	180	279

SUMMARY REPT-GROUP DETAIL

Official General Election
Miami-Dade County, FL
November 5, 2024

OFFICIAL RESULTS

Run Date:11/15/24 04:19 PM

Report EL45A Page 022

	TOTAL VOTES	%	ED	VBM	EV
SouthMia Bond Parks/Rec/PublicWorks/Safety					
(VOTE FOR) 1					
For Bonds	3,263	60.17	656	1,099	1,508
Against Bonds	2,160	39.83	365	749	1,046
Total	5,423		1,021	1,848	2,554
Over Votes	2		0	2	0
Under Votes	773		159	231	383
Surfside Resid Lots b/w Collins/Harding Ave					
(VOTE FOR) 1					
Yes	1,483	55.88	389	508	586
No.	1,171	44.12	282	354	535
Total	2,654		671	862	1,121
Over Votes	1		0	0	1
Under Votes	298		84	86	128
Surfside Resid Lots West of Harding Ave					
(VOTE FOR) 1					
Yes	1,510	57.28	389	533	588
No.	1,126	42.72	277	324	525
Total	2,636		666	857	1,113
Over Votes	1		0	0	1
Under Votes	316		89	91	136
Surfside Prohibition of Lot Subdivision					
(VOTE FOR) 1					
Yes	1,414	53.99	356	486	572
No.	1,205	46.01	309	369	527
Total	2,619		665	855	1,099
Over Votes	2		1	0	1
Under Votes	332		89	93	150
Surfside Collection Obligations due to Town					
(VOTE FOR) 1					
Yes	1,567	60.18	415	561	591
No.	1,037	39.82	249	285	503
Total	2,604		664	846	1,094
Over Votes	0		0	0	0
Under Votes	349		91	102	156
Surfside Prohibit Dev/Constr Point Lake					
(VOTE FOR) 1					
Yes	1,641	63.68	419	579	643
No.	936	36.32	237	254	445
Total	2,577		656	833	1,088
Over Votes	1		0	1	0
Under Votes	375		99	114	162

SUMMARY REPT-GROUP DETAIL

Official General Election
Miami-Dade County, FL
November 5, 2024

OFFICIAL RESULTS

Run Date:11/15/24 04:19 PM

Report EL45A

Page 023

	TOTAL VOTES	%	ED	VBM	EV
WestMia Amend Charter Comm citywide seats					
(VOTE FOR) 1					
Yes	1,554	59.20	208	364	982
No.	1,071	40.80	106	292	673
Total	2,625		314	656	1,655
Over Votes	1		0	0	1
Under Votes	452		81	70	301
WestMia Change Mayor Term to Four-year Term					
(VOTE FOR) 1					
Yes	1,700	62.52	230	372	1,098
No.	1,019	37.48	97	306	616
Total	2,719		327	678	1,714
Over Votes	0		0	0	0
Under Votes	359		68	48	243