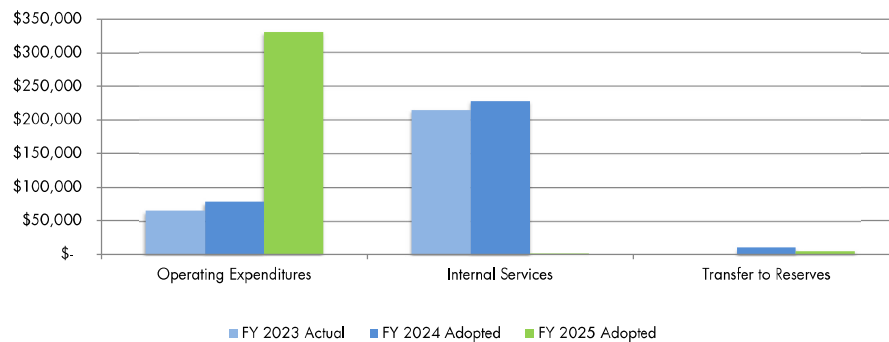


FACILITIES & FLEET MANAGEMENT

NORMANDY SHORES - SPECIAL REVENUE FUND

Revenue Area	FY 2022 Actual	FY 2023 Actual	FY 2024 Adopted	FY 2025 Adopted
Ad Valorem Property Taxes	\$ 252,000	\$ 282,000	\$ 316,000	\$ 332,000
Interest Allocated - Pooled Cash	-	-	-	4,000
Restitutions	3,740	5,632	-	-
Total	\$ 255,740	\$ 287,632	\$ 316,000	\$ 336,000
Expenditure Area				
Operating Expenditures	\$ 48,763	\$ 64,833	\$ 78,000	\$ 330,000
Internal Services	215,000	215,000	228,000	1,000
Transfer to Reserves	-	-	10,000	5,000
Total	\$ 263,763	\$ 279,833	\$ 316,000	\$ 336,000
Revenues Less Expenditures	\$ (8,023)	\$ 7,799	\$ -	\$ -
Total Budgeted Positions	0.00 + 0.00 PT	0.00 + 0.00 PT	0.00 + 0.00 PT	0.00 + 0.00 PT

Expenditure Summary



FACILITIES & FLEET MANAGEMENT

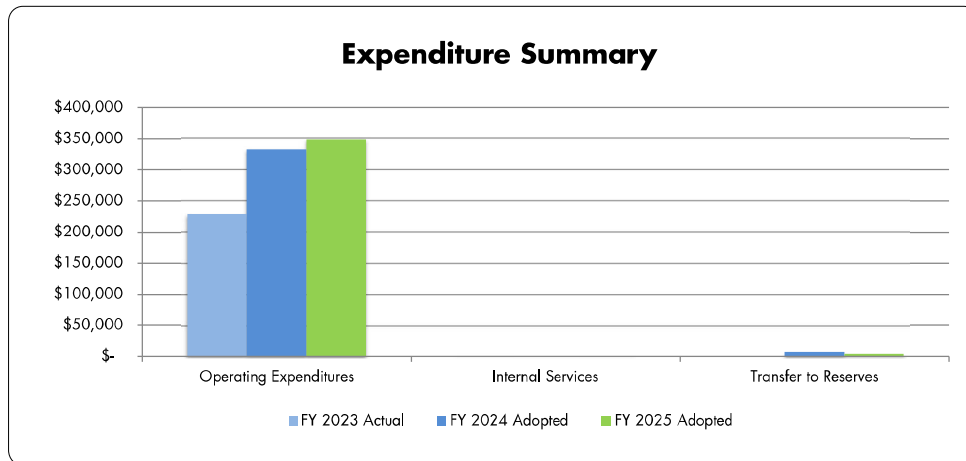
BISCAYNE POINT - SPECIAL REVENUE FUND

Revenue Area	FY 2022 Actual	FY 2023 Actual	FY 2024 Adopted	FY 2025 Adopted
Non-ad Valorem Assessments	\$ 218,468	\$ 212,437	\$ 341,000	\$ 354,000
Interest/Other	182	513	-	-
Total	\$ 218,650	\$ 212,950	\$ 341,000	\$ 354,000

Expenditure Area	FY 2022 Actual	FY 2023 Actual	FY 2024 Adopted	FY 2025 Adopted
Operating Expenditures	\$ 240,804	\$ 229,000	\$ 333,000	\$ 349,000
Internal Services	1,000	1,000	1,000	1,000
Transfer to Reserves	-	-	7,000	4,000
Total	\$ 241,804	\$ 230,000	\$ 341,000	\$ 354,000

Revenues Less Expenditures	\$ (23,154)	\$ (17,050)	\$ -	\$ -
-----------------------------------	--------------------	--------------------	-------------	-------------

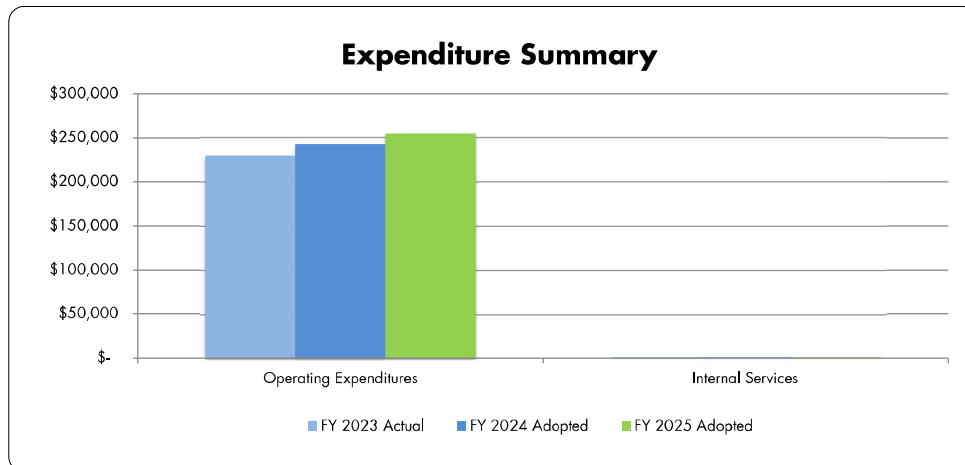
Total Budgeted Positions	0.00 + 0.00 PT	0.00 + 0.00 PT	0.00 + 0.00 PT	0.00 + 0.00 PT
---------------------------------	-----------------------	-----------------------	-----------------------	-----------------------



FACILITIES & FLEET MANAGEMENT

BISCAYNE BEACH - SPECIAL REVENUE FUND

Revenue Area	FY 2022 Actual	FY 2023 Actual	FY 2024 Adopted	FY 2025 Adopted
Non-ad Valorem Assessments	\$ 214,359	\$ 227,431	\$ 244,000	\$ 251,000
Interest/Other	346	449	-	-
Fund Balance/Retained Earnings	-	-	-	5,000
Total	\$ 214,706	\$ 227,879	\$ 244,000	\$ 256,000
Expenditure Area				
Operating Expenditures	\$ 228,622	\$ 230,192	\$ 243,000	\$ 255,000
Internal Services	1,000	1,000	1,000	1,000
Total	\$ 229,622	\$ 231,192	\$ 244,000	\$ 256,000
Revenues Less Expenditures	\$ (14,916)	\$ (3,312)	\$ -	\$ -
Total Budgeted Positions	0.00 + 0.00 PT	0.00 + 0.00 PT	0.00 + 0.00 PT	0.00 + 0.00 PT



FACILITIES & FLEET MANAGEMENT

ALLISON ISLAND - SPECIAL REVENUE FUND

Revenue Area	FY 2022 Actual	FY 2023 Actual	FY 2024 Adopted	FY 2025 Adopted
Non-ad Valorem Assessments	\$ 211,561	\$ 216,042	\$ 324,000	\$ 676,000
Interest/Other	138	1,571	-	-
Total	\$ 211,699	\$ 217,614	\$ 324,000	\$ 676,000

Expenditure Area	FY 2022 Actual	FY 2023 Actual	FY 2024 Adopted	FY 2025 Adopted
Operating Expenditures	\$ 217,686	\$ 241,559	\$ 323,000	\$ 345,000
Internal Services	1,000	1,000	1,000	1,000
Capital	-	-	-	330,000
Total	\$ 218,686	\$ 242,559	\$ 324,000	\$ 676,000

Revenues Less Expenditures	\$ (6,987)	\$ (24,945)	\$ -	\$ -
-----------------------------------	-------------------	--------------------	-------------	-------------

Total Budgeted Positions	0.00 + 0.00 PT	0.00 + 0.00 PT	0.00 + 0.00 PT	0.00 + 0.00 PT
---------------------------------	-----------------------	-----------------------	-----------------------	-----------------------

