

## **Proposal for Beach Box Installation and Operations: Review by the Public Safety and Neighborhood Quality of Life, and Finance and Economic Resiliency Committees of the City of Miami Beach**

### **1. Product Specifications**

#### **Lockboxes (Beach Box Safe):**

- **Dimensions:** Approximately 12 x 8 x 8 inches.
- **Features:**
  - A secure, lockable safe equipped with advanced security features, including GPS tracking, built-in cameras, and alarm systems.
  - An integrated Bluetooth speaker for seamless music streaming, enhancing the overall beach experience.
  - A built-in phone charger compatible with most smartphones, allowing beachgoers to stay connected throughout the day.
  - Constructed from waterproof and sand-resistant materials to ensure durability and protection against harsh beach conditions.
  - Available for rental at various kiosks along the beach.
  - Cameras connected to Project Blue Light, providing real-time footage for added security when needed.

#### **Kiosks:**

- **Dimensions:** Approximately 10 x 2 x 6 feet. Kiosk designs can be modified to meet city requirements or box demand.
- **Features:**
  - Ample storage space for Beach Box safes.
  - A combination of portable and stationary storage solutions for user convenience.
  - User-friendly interaction points for easy rental and return of Beach Box Safes.
  - Cameras linked to Project Blue Light, providing continuous footage for consistent security monitoring.
  - Equipped with digital displays on the back to disseminate city information, creating a valuable community resource.

### **2. Total Kiosks Proposed**

- We propose the installation of four kiosks at strategic locations on South Beach, specifically at:
  - 6th Street
  - 8th Street
  - 10th Street
  - 12th Street
- If requested by the commission, we can add one additional kiosk in North Beach.

- Each kiosk will be designed to store and manage up to 40 Beach Box units, with flexibility for adjustments based on demand.
- Locations have been strategically selected based on crime statistics provided by the Miami Beach Police Department. Please refer to the appendix for detailed statistics.

### **3. Cost to the City**

- There will be no financial burden on the city for the installation or maintenance of the kiosks. Beach Box Safe, Inc. will cover all costs associated with setup, operations, and staffing.

### **4. Rental Fee to Patrons**

- The standard rental fee for the Beach Box Safe will range from \$20 to \$30 per day, contingent upon demand and seasonal promotions.

### **5. Resident Discounts**

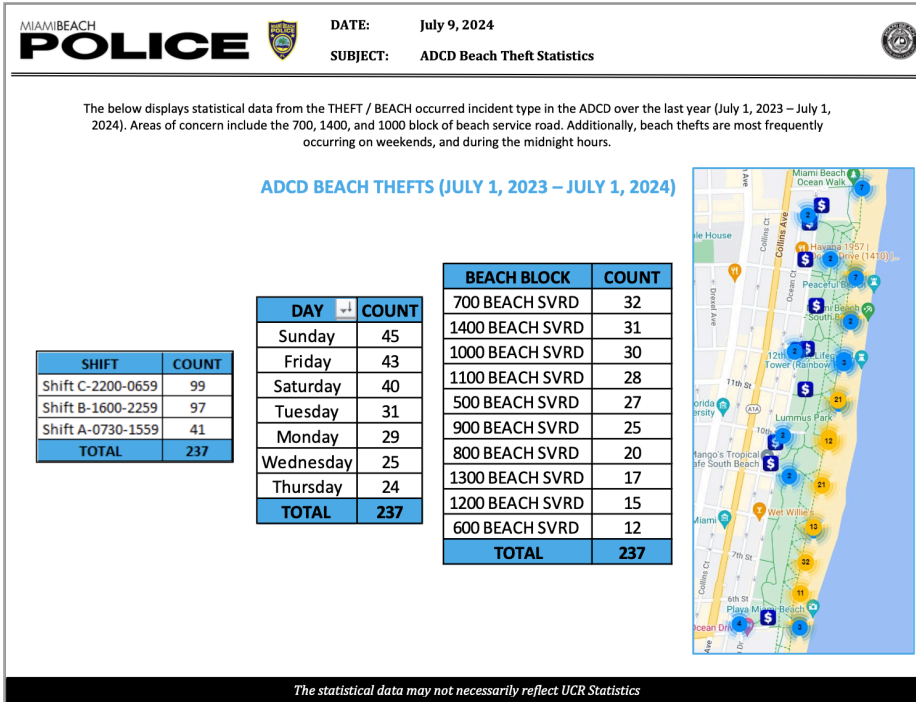
- Beach Box Safe, Inc. will offer a 25% discount, which the city can either retain for its own use or apply toward a resident discount.
- **Resident Discount Application:**
  - Discounts for Miami Beach residents will be automatically applied based on the credit card zip code used during payment to verify residency.

### **6. Permitting Requirements**

- Beach Box will require the following permits from the City of Miami Beach Building Department:
  - A building permit for installing kiosks on public land, with right-of-way approvals already granted.
  - Compliance with Miami Beach zoning regulations, including adherence to size restrictions, design aesthetics, and all relevant safety codes.
  - Coordination with Florida Power & Light (FPL) for necessary electrical hookups to power features such as digital displays and security systems and any other governmental agencies required.
- Beach Box is also working with the Miami Beach Police Department on additional permitting items related to security and surveillance requirements. Please advise if there are any other specific permits needed.

## Appendix

UNCLASSIFIED // OFFICIAL USE ONLY



UNCLASSIFIED // OFFICIAL USE ONLY

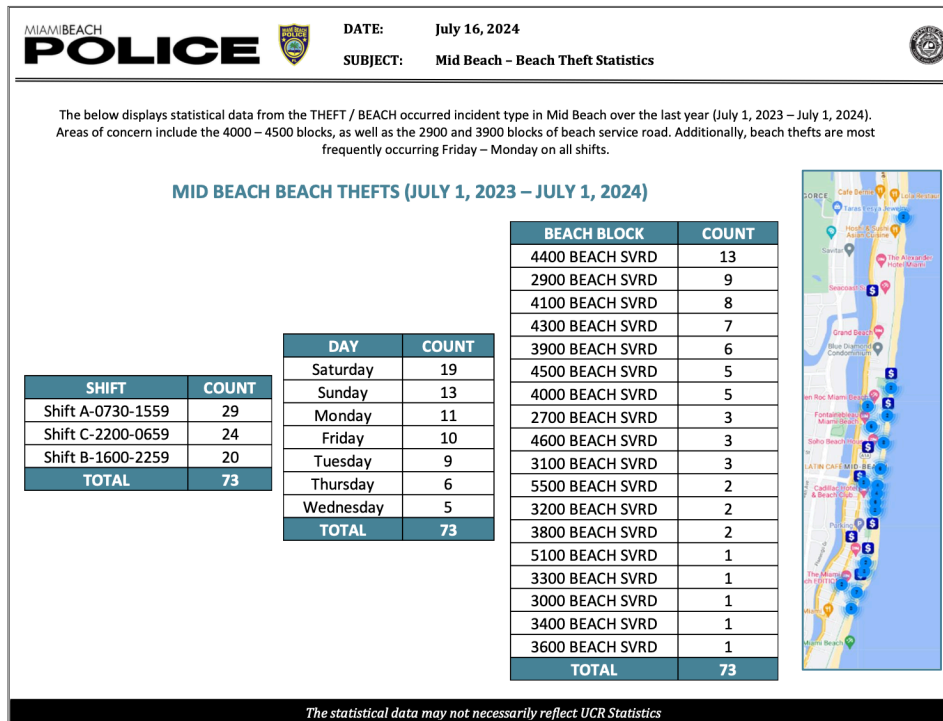




Exhibit A

MIAMI BEACH  
**POLICE**



DATE: July 16, 2024

SUBJECT: North Beach – Beach Theft Statistics




The below displays statistical data from the THEFT / BEACH occurred incident type in North Beach over the last year (July 1, 2023 – July 1, 2024). Areas of concern include the 7900, 8000, 7300, and 7400 blocks of beach service road. Additionally, beach thefts are most frequently occurring Saturday – Tuesday on all shifts.

**NORTH BEACH BEACH THEFTS (JULY 1, 2023 – JULY 1, 2024)**

SHIFT	COUNT
Shift B-1600-2259	15
Shift C-2200-0659	11
Shift A-0730-1559	10
TOTAL	36

DAY	COUNT
Tuesday	8
Saturday	7
Monday	6
Sunday	6
Thursday	4
Wednesday	3
Friday	2
TOTAL	36

BEACH BLOCK	COUNT
7900 BEACH SVRD	5
8000 BEACH SVRD	4
7300 BEACH SVRD	4
7400 BEACH SVRD	4
7700 BEACH SVRD	3
7500 BEACH SVRD	3
8300 BEACH SVRD	2
8500 BEACH SVRD	2
6400 BEACH SVRD	2
7100 BEACH SVRD	2
8400 BEACH SVRD	1
7600 BEACH SVRD	1
6700 BEACH SVRD	1
6500 BEACH SVRD	1
7200 BEACH SVRD	1
TOTAL	36



The statistical data may not necessarily reflect UCR Statistics