

CONTRACTOR QUALIFICATIONS

- CONTRACTOR MUST BE A LICENSED LANDSCAPE CONTRACTOR.
- CONTRACTOR MUST HAVE A MINIMUM OF 10 YEARS OF PROVEN EXPERIENCE RELOCATING LARGE SPECIMEN TREES AND PALMS IN SOUTH FLORIDA.
- CONTRACTOR MUST HAVE PROVEN EXPERIENCE RELOCATING TREES AND PALMS OF THE SAME SPECIES AND SIZE AS THOSE TO BE RELOCATED FOR THE CURRENT PROJECT.
- CONTRACTOR MUST HAVE A CERTIFIED ARBORIST ON STAFF

CONTRACTOR REQUIREMENTS

- CONTRACTOR MUST VISIT THE JOBSITE AND INSPECT ALL TREES AND PALMS TO BE RELOCATED AS WELL AS EXISTING SITE CONDITIONS AND RESTRICTIONS PRIOR TO PREPARING BID.
- CONTRACTOR MUST VERIFY AND ENSURE THAT ALL TREES AND PALMS IDENTIFIED ON THE PLANS AND THOSE TAGGED ON THE JOBSITE CORRESPOND AS TO NUMBER AND DESCRIPTION. ANY DISCREPANCIES MUST BE BROUGHT TO THE ATTENTION OF THE LANDSCAPE ARCHITECT IMMEDIATELY, PRIOR TO PREPARING BID.
- CONTRACTOR MUST CONDUCT ALL WORK ASSOCIATED WITH RELOCATION AND MAINTENANCE OF TREES AND PALMS TO BE RELOCATED. NO WORK IS TO BE SUBCONTRACTED WITHOUT PRIOR WRITTEN CONSENT OF THE OWNER AND/OR LANDSCAPE ARCHITECT.
- CONTRACTOR MUST DESIGNATE A COMPETENT, ENGLISH-SPEAKING SUPERVISOR OR FOREMAN OVERSEE AND DIRECT ALL RELOCATION AND MAINTENANCE ACTIVITIES AS OUTLINED IN THESE SPECIFICATIONS.
- CONTRACTOR MUST SCHEDULE ROOT PRUNING TO PROVIDE THE MAXIMUM POSSIBLE TIME FOR NEW ROOT GROWTH. EVEN TREES AND PALMS THAT TYPICALLY DO NOT REQUIRE LONG (OR ANY) ROOT PRUNING WILL BENEFIT FROM MORE ROOT PRUNING TIME; THEREFORE, ALL TREES AND PALMS TO BE RELOCATED MUST BE ROOT PRUNED. CONTRACTOR MUST PROVIDE A ROOT PRUNE SCHEDULE FOR EACH TREE OR PALM TO BE RELOCATED AS AN ATTACHMENT TO THE BID.
- CONTRACTOR MUST CALL SUNSHINE 811 TO HAVE ALL UNDERGROUND UTILITIES LOCATED UNDER OR IN THE VICINITY OF THE CURRENT OF FUTURE LOCATIONS OF ALL TREES AND PALMS TO BE RELOCATED PRIOR TO WORK COMMENCING.
- CONTRACTOR MUST VERIFY WITH THE GENERAL CONTRACTOR THE ABSENCE OF ANY UNDERGROUND CONSTRUCTION OR OBSTRUCTIONS (E.G., BULKHEADS, SEPTIC SYSTEMS, ETC.) IN THE CURRENT AND FUTURE LOCATIONS OF ALL TREES AND PALMS TO BE RELOCATED.
- CONTRACTOR MUST ALERT THE LANDSCAPE ARCHITECT OF ANY TREES OR PALMS THAT WILL NOT SUCCESSFULLY RELOCATE DUE TO POOR HEALTH PRIOR TO BEGINNING ROOT PRUNING.
- CONTRACTOR MUST FLAG ALL PROPOSED TRANSPLANT LOCATION FOR THE LANDSCAPE ARCHITECT'S APPROVAL A MINIMUM OF 15 DAYS PRIOR TO RELOCATION.
- CONTRACTOR MUST ENSURE THAT ALL TREES AND PALMS TO BE RELOCATED ARE INSTALLED AT THE CORRECT GRADE OR ELEVATION, ACCORDING TO THE GRADING PLAN.
- CONTRACTOR MUST BE ENSURE THAT ALL ROOT FLARES ARE EXPOSED AFTER RELOCATION.
- CONTRACTOR MUST REMOVE ALL RESIDUAL ROOTS, STUMPS, AND PORTIONS THEREOF AND BACKFILL PITS FROM WHICH RELOCATED TREES AND PALMS WERE REMOVED WITH CLEAN FILL FLUSH WITH THE SURROUNDING GRADE.
- CONTRACTOR MUST BE REPAIR ANY DAMAGE TO OTHER PLANTS, LAWN, HARDSCAPES, OR NEW CONSTRUCTION WITHIN THE RELOCATION AREA AT CONTRACTOR'S EXPENSE. HARDSCAPES INCLUDE BUT ARE NOT LIMITED TO CURBS, WALKS, ROADS, FENCES, SITE FURNISHINGS, ETC.
- CONTRACTOR MUST PHOTOGRAPHICALLY DOCUMENT NEW ROOT GROWTH FOLLOWING EACH ROOT PRUNE AND SUBMIT THIS DOCUMENTATION TO THE LANDSCAPE ARCHITECT. THE PURPOSE OF THIS REQUIREMENT IS TO ENSURE THAT SUFFICIENT ROOT GROWTH HAS OCCURRED PRIOR TO THE SECOND AND SUBSEQUENT ROOT PRUNES AND FOLLOWING THE FINAL ROOT PRUNE PRIOR TO RELOCATION.
- CONTRACTOR MUST INSTALL AND MAINTAIN PROTECTION FENCING AROUND EACH TREE AND PALM TO BE RELOCATED BOTH DURING ROOT PRUNING AND AFTER RELOCATION. PROTECTION FENCING MUST CONSIST OF GALVANIZED WELDED WIRE FABRIC OR PLASTIC MESH ATTACHED TO 4" X 4" POSTS INSERTED AROUND THE PERIMETER OF THE DRIPLINE OF THE TREE OR PALM. PROTECTION FENCING MUST BE PLUMB, TAUT, AND STURDY AT ALL TIMES AND MUST REMAIN IN PLACE THROUGHOUT THE ROOT PRUNING AND WARRANTY PERIODS, OR AS DIRECTED BY THE LANDSCAPE ARCHITECT.
- CONTRACTOR MUST OBTAIN ALL NECESSARY OR REQUIRED PERMITS FOR THE RELOCATION AND TRANSPORTATION OF THE TREES AND PALMS TO BE RELOCATED.
- CONTRACTOR MUST GUARANTEE ALL RELOCATED TREES AND PALMS FOR ONE YEAR FROM THE DATE OF RELOCATION TO THE FINAL LOCATION. GUARANTEE MUST INCLUDE TREE HEALTH AND SETTLING.
- CONTRACTOR MUST PROVIDE ALL MATERIAL NECESSARY TO PERFORM THE WORK COVERED HEREIN, INCLUDING BUT NOT LIMITED TO BACKFILL MATERIAL, PROTECTION FENCING, FLAGGING, ADDITIVES AND SUPPLEMENTS, TEMPORARY IRRIGATION, BURLAP, WIRE, SHRINK WRAP, AND ALL NECESSARY TOOLS AND EQUIPMENT.

TREE ROOT PRUNING SPECIFICATIONS

- ALL TREES AND PALMS TO BE RELOCATED MUST BE WATERED DAILY FOR AT LEAST 2-3 DAYS PRIOR TO ANY ROOTS BEING CUT TO ENSURE THAT THEY ARE FULLY HYDRATED. EACH WATERING MUST THOROUGHLY SATURATE THE ROOTBALL TO ITS FULL DEPTH.
- EACH TREE AND PALMS MUST THEN BE WATERED EVERY OTHER DAY, NOT RELYING ON RAIN, DURING THE ENTIRE ROOT PRUNING PROCESS EITHER BY A TEMPORARY IRRIGATION SYSTEM OR BY HAND. EACH WATERING MUST THOROUGHLY SATURATE THE ROOTBALL TO ITS FULL DEPTH.
- TREE AND PALM RELOCATION ACTIVITIES MUST BE SCHEDULED SO THAT REMOVAL AND REPLANTING TAKE PLACE IN THE SAME 24-HOUR PERIOD. NO TREES OR PALMS MAY BE "STOCKPILED" ONSITE OR OFFSITE FOR ANY PERIOD OF TIME WITHOUT PRIOR WRITTEN APPROVAL OF THE LANDSCAPE ARCHITECT. WHEN ALLOWED, APPROVAL FOR THE METHOD OF "STOCKPILING" MUST BE OBTAINED FROM THE LANDSCAPE ARCHITECT.
- ALL DIGGING IN THE ROOT ZONE DURING THE ROOT PRUNE PROCESS MUST BE DONE BY HAND; NO MACHINERY WILL BE ALLOWED. PRUNING OF ROOTS MUST BE DONE BY HAND WITH CLEAN, SHARP TOOLS. DO NOT PAINT CUT ROOTS WITH TREE PAINT OR ANY KIND OF SEALANT.
- MYCORRHIZA (ROOTS® TRANSPLANT OR EQUIVALENT) MUST BE INCORPORATED INTO THE BACKFILL SOIL PRIOR TO BACKFILLING AS PER MANUFACTURER'S RECOMMENDATIONS.
- AFTER EACH ROOT PRUNE, EACH SECTION OF ROOTBALL THAT IS PRUNED MUST BE WRAPPED WITH BLACK PLASTIC AND THE TRENCH BACKFILLED WITH ORIGINAL EXCAVATED SOIL. A TREE RING WITH A MINIMUM HEIGHT OF 6" MUST BE CONSTRUCTED 6-12" OUTSIDE THE OUTERMOST EDGE OF THE ROOTBALL AND AROUND THE ENTIRE PERIMETER OF THE ROOTBALL TO DIRECT IRRIGATION WATER AND ANY ADDED SUPPLEMENTS DOWN INTO THE ROOTBALL DURING ROOT REGENERATION.
- ONCE THE TREE RING IS CONSTRUCTED AFTER EACH ROOT PRUNE, A HIGH-PHOSPHORUS ROOT STIMULANT MUST BE LIBERALLY APPLIED TO THE SURFACE OF THE ROOTBALL AND THOROUGHLY WATERED IN TO ENCOURAGE NEW ROOT GROWTH.
- PRIOR TO ANY ROOTS BEING CUT, ALL MAJOR ROOTS MUST BE IDENTIFIED TO DETERMINE THE ROOTBALL DIAMETER BASED ON THE RELATIVE LOCATION AND SIZE OF THE ROOTS.
- MANY TREE RELOCATION SPECIFICATIONS USE "GENERAL RULES" TO CALCULATE MINIMUM ROOTBALL DIAMETER, SUCH AS MULTIPLYING THE DIAMETER AT BREAST HEIGHT (DBH) OF THE TREE BY A FACTOR OF 10 OR ALLOWING A MINIMUM OF 9"-12" OF ROOTBALL FOR EVERY 1" OF TREE CALIPER. OTHERS LIST UNREALISTIC MINIMUM SIZES FOR THE ROOTBALLS OF VARIOUS TREE CALIPERS OR OTHERS LIST UNREALISTIC MINIMUM SIZES FOR THE ROOTBALLS OF VARIOUS TREE CALIPERS OR HEIGHTS. IN MANY CASES, SUCH APPROACHES RESULT IN ROOTBALLS THAT ARE EITHER TOO LARGE OR TOO SMALL FOR A GIVEN TREE. THE FOLLOWING TABLE LIST MINIMUM ROOTBALL DIAMETERS BASED ON REAL-WORLD EXPERIENCE OF TREE RELOCATION SPECIALISTS IN SOUTH FLORIDA.

| .CALIPER (inches) | MIN. ROOTBALL DIA. (feet) | CALIPER (inches) | MIN. ROOTBALL DIA. (feet) |
|----------------------|------------------------------|---------------------|------------------------------|
| 1-4 | 3 | 12-14 | 8 |
| 4-5 | 4 | 15-17 | 10 |
| 6-7 | 5 | 18-24 | 12-15 |
| 8-9 | 6 | 25-30 | 15-25 |
| 10-11 | 7 | 30+ | as needed |

- WHENEVER POSSIBLE, ROOTBALLS MUST BE CIRCULAR IN SHAPE WITH AN EQUAL DISTANCE FROM THE TRUNK TO THE EDGE OF ROOTBALL ALL AROUND.
- MINIMUM ROOTBALL DEPTH MUST BE 24"-36" FOR ALL TREES TO BE RELOCATED, WITH THE ACTUAL DEPTH TO BE DETERMINED ONLY AFTER A THOROUGH EXAMINATION OF ALL ROOTS DURING THE INITIAL ROOT INSPECTION AND BASED ON THE ABSENCE OF MAJOR ROOTS AT THE BOTTOM OF THE ROOTBALL. ROOTBALLS DEEPER THAN 36" MAY BE REQUIRED FOR LARGE SPECIMEN TREES, DEPENDING ON THE RELATIVE LOCATIONS AND DEPTHS OF THE MAJOR ROOTS AS OBSERVED DURING THE INITIAL ROOT INSPECTION.
- AS A GENERAL RULE, MINIMUM ROOT PRUNE TIME FOR TREES WITH A DBH OF LESS THAN 10" IS 12 WEEKS. THE FIRST ROOT PRUNE MUST BE ON TWO OPPOSING SIDES OF THE ROOTBALL, WITH THE SECOND ROOT PRUNE ON ONE OF THE OTHER TWO SIDES DONE A MINIMUM OF 6 WEEKS LATER, AND A THIRD ROOT PRUNE ON THE LAST SIDE DONE A MINIMUM OF 3 WEEKS AFTER THAT. THE SECOND AND THIRD ROOT PRUNES MAY ONLY BE DONE WHEN HEALTHY NEW ROOT GROWTH FROM EARLIER ROOT PRUNES IS EVIDENT (SEE SECTION 2.14 ABOVE FOR SPECIFICATIONS ON PHOTOGRAPHICALLY DOCUMENTING NEW ROOT GROWTH DURING THE ROOT PRUNE PROCESS). MORE TIME MAY BE NEEDED DURING THE COOLER MONTHS OF THE YEAR.
- AS A GENERAL RULE, MINIMUM ROOT PRUNE TIME FOR TREES WITH A DBH OF 10" OR GREATER IS 24 WEEKS, THE FIRST ROOT PRUNE MUST BE ON TWO OPPOSING SIDES OF THE ROOTBALL, WITH THE SECOND ROOT PRUNE ON ONE OF THE OTHER TWO SIDES DONE A MINIMUM OF 12 WEEKS LATER, AND A THIRD ROOT PRUNE ON THE LAST SIDE DONE A MINIMUM OF 6 WEEKS AFTER THAT. THE SECOND AND THIRD ROOT PRUNES MAY ONLY BE DONE WHEN HEALTHY NEW ROOT GROWTH FROM EARLIER ROOT PRUNES IS EVIDENT (SEE SECTION 2.14 ABOVE FOR SPECIFICATIONS ON PHOTOGRAPHICALLY DOCUMENTING NEW ROOT GROWTH DURING THE ROOT PRUNE PROCESS). MORE TIME MAY BE NEEDED DURING THE COOLER MONTHS OF THE YEAR.
- CERTAIN HARDWOOD TREES AND GYMNOSPERMS REQUIRE LONGER ROOT PRUNING TIMES. THESE INCLUDE, BUT ARE NOT LIMITED TO, THE FOLLOWING:

- AVOCADO (PERSEA AMERICANA)
- BLACK OLIVE (BUCIDA BUCERAS)
- BRIDALVEIL (CAESALPINIA GRANADILLO)
- CASSIAS (ALL SPECIES OF CASSIA)
- LIGNUM VITAE (GUA/ACUM SANCTUM & G. OFFICINALE)
- PODOCARPUS (PODOCARPUS SP.)
- LIVE OAK (QUERCUS VIRGINIANA)
- MAHOGANY (SWIETENIA MAHAGONI)
- MANGO (MANGIFERA INDICA)

PALM ROOT PRUNING SPECIFICATIONS

- THE FOLLOWING TABLE LISTS MINIMUM ROOTBALL DIAMETERS FOR VARIOUS SPECIES OF PALMS BASED ON REAL-WORLD EXPERIENCE OF RELOCATION SPECIALISTS IN SOUTH FLORIDA.

| PALM SPECIES | ROOTBALL SPECIFICATIONS |
|-----------------------|-------------------------------------|
| SABAL/CABBAGE PALM | 36" diameter |
| QUEEN & FOXTAIL PALMS | 12" from trunk in all directions |
| ROYAL & COCONUT PALMS | 18-24" from trunk in all directions |
| CANARY DATE PALM | 24" from trunk in all directions |
| SLOW-GROWING PALMS | 24" from trunk in all directions |

- PALM ROOTBALL MUST BE A MINIMUM OF 24" DEEP, WHENEVER POSSIBLE, ROOTBALLS MUST BE CIRCULAR IN SHAPE WITH AN EQUAL DISTANCE FROM THE TRUNK TO THE EDGE OF THE ROOTBALL ALL AROUND.
- AS A GENERAL RULE, MINIMUM ROOT PRUNE TIME FOR PALMS IS 6-8 WEEKS. THE FIRST ROOT PRUNE MUST BE ON TWO OPPOSING SIDES OF THE ROOTBALL, WITH THE SECOND ROOT PRUNE ON ONE OF THE OTHER TWO SIDES DONE A MINIMUM OF 3-4 WEEKS LATER, AND A THIRD ROOT PRUNE ON THE LAST SIDE DONE A MINIMUM OF 4.5-6 WEEKS AFTER THAT. THE SECOND AND THIRD ROOT PRUNES MAY ONLY BE DONE WHEN HEALTHY NEW ROOT GROWTH FROM EARLIER ROOT PRUNES IS EVIDENT (SEE SECTION 2.14 ABOVE FOR SPECIFICATIONS ON PHOTOGRAPHICALLY DOCUMENTING NEW ROOT GROWTH DURING THE ROOT PRUNE PROCESS). MORE TIME MAY BE NEEDED DURING THE COOLER MONTHS OF THE YEAR.
- CERTAIN PALMS, IN PARTICULAR THOSE THAT ARE SLOW GROWING, REQUIRE LONGER ROOT PRUNING TIME. THESE INCLUDE, BUT ARE NOT LIMITED TO, THE FOLLOWING.

- ALL SPECIES OF ARCHONTOPHOENIX
- ALL SPECIES OF CORYPHA
- AMERICAN OIL PALMS (ALL SPECIES OF ATTALEA)
- BISMARCK PALM (BISMARCKIA NOBILIS)
- CUBAN & CARIBBEAN COPERNICIA
- CUBAN BELLY PALM (GASTROCOCOS CRISPA)
- GINGERBREAD/DOUM PALMS (ALL SPECIES OF HYPHAENE)
- PALMYRA PALMS (ALL SPECIES OF BORASSUS)
- SATAKE PALM (SATAKENTIA LIUKUENSIS)
- SAW PALMETTO (SERENOA REPENS)
- SILVER PALM (COCOTHORINAX ARGENTATA)
- ZOMBIE PALM (ZOMBIA ANTILLARUM)

FOR THESE PALMS, THE MINIMUM ROOT PRUNING TIME IS 4-6 MONTHS OR GREATER. ONLY WHEN SUFFICIENT NEW ROOT GROWTH HAS TAKEN PLACE FOLLOWING AN EARLIER ROOT PRUNE CAN THE NEXT ROOT PRUNE BE DONE, AND ONLY WHEN SUFFICIENT NEW ROOT GROWTH HAS TAKEN PLACE FOLLOWING THE FINAL ROOT PRUNE MAY THE TREE BE RELOCATED (SEE SECTION 2.14 ABOVE FOR SPECIFICATIONS ON PHOTOGRAPHICALLY DOCUMENTING NEW ROOT GROWTH DURING THE ROOT PRUNE PROCESS).

TREE CANOPY PRUNING SPECIFICATIONS

- PRIOR TO RELOCATION, THE CANOPY OF EACH TREE TO BE RELOCATED MUST BE SELECTIVELY PRUNED TO REMOVE CROSSING DEAD, DISEASED, BROKEN, AND LOW HANGING BRANCHES THAT MAY INTERFERE WITH CONSTRUCTION ACTIVITIES, OR THAT MAY INTERFERE OR RESTRICT STRAPPING OR LIFTING THE TREE DURING RELOCATION.
- FOR TREES BEING RELOCATED ONSITE, THE CANOPY MAY BE SELECTIVELY THINNED AND REDUCED BY NO MORE THAN 1/3 OF THE OVERALL CANOPY MASS, AT THE DIRECTION OF THE LANDSCAPE ARCHITECT; HOWEVER, THE BASIC SHAPE, FORM, AND CHARACTER OF THE TREES MUST BE PRESERVED.
- FOR TREES BEING RELOCATED OFFSITE, THE CANOPY MUST BE PRUNED, AT THE DIRECTIONS OF THE LANDSCAPE ARCHITECT, TO FIT ON THE TRAILER FOR TRANSPORT. EVERY EFFORT MUST BE MADE TO RETAIN AS MANY BRANCHES AS POSSIBLE. TO THE WIDEST LOAD WIDTH ALLOWABLE BY THE FLORIDA DEPARTMENT OF TRANSPORTATION. CONTRACTOR MUST OBTAIN ALL NECESSARY PERMITS AND ESCORTS TO TRANSPORT WIDE LOADS, PER FLORIDA LAW.
- ALL CANOPY PRUNING MUST BE CONDUCTED FOLLOWING ANSI A-300 TREE PRUNING STANDARDS AND BEST MANAGEMENT PRACTICES.
- ALL DEBRIS GENERATED DURING CANOPY PRUNING MUST BE REMOVED OFFSITE AND DISPOSED.

PALM CANOPY PRUNING SPECIFICATIONS

- IT IS WELL KNOW THAT SOME PALMS SURVIVE RELOCATION BETTER WHEN ALL OF THE LEAVES ARE REMOVED (E.G., CABBAGE PALM, SABAL PALMETTO), AND THAT OTHER PALMS BENEFIT FROM HAVING THEIR LEAVES CUT IN HALF DURING RELOCATION (E.G., COCONUT PALM, COCOS NUCIFERA). BOTH OF THESE HORTICULTURAL PRACTICES, WHILE TRUE, ARE ONLY APPLICABLE WHEN PALMS ARE NOT ROOT PRUNED. LEAVES DO NOT NEED TO BE CUT IN HALF OR REMOVED FROM PALMS THAT ARE ADEQUATELY ROOT PRUNED. ON OCCASION WHEN SUFFICIENT ROOT PRUNING TIME IS NOT AVAILABLE, PALMS TO BE RELOCATED MAY HAVE THEIR LEAVES CUT IN HALF OR REMOVED ENTIRELY AT THE DIRECTION OF THE LANDSCAPE ARCHITECT.
- PALMS LEAVES MUST BE TIED UP WITH 2-PLY BIODEGRADABLE TWINE PRIOR TO RELOCATION TO PREVENT MECHANICAL DAMAGE DURING THE RELOCATION PROCESS.
- PALM TRUNKS SHALL ONLY BE 'CLEANED UP' ACCORDING TO THE LANDSCAPE ARCHITECT'S SPECIFICATIONS SPECIFIC TO EACH PALM.

SEAL (S TYLER NIELSEN - LA6667067)



| Rev. | Date | Rev. | Date |
|------|------|------|------|
| | | | |
| | | | |
| | | | |
| | | | |
| | | | |
| | | | |
| | | | |
| | | | |
| | | | |

ALL DRAWINGS AND WRITTEN MATERIAL APPEARING HEREIN CONSTITUTE THE ORIGINAL AND UNPUBLISHED WORK OF KOB KAMP ARCHITECTURE, INC. AND MAY NOT BE REPRODUCED, COPIED, OR DISCLOSED WITHOUT THE EXPRESS WRITTEN CONSENT OF KOB KAMP ARCHITECTURE, INC. 01/2022

NEW RESIDENCE

1601 W 24TH STREET, SUNSET 3,
MIAMI BEACH, FL, 33140

Owner:
Name
Address
Address
Tel:
Email

Design Architect:



WAYNE SWADRON
architecture | interiors | gardens

160 Pears Avenue, Suite 210, Toronto, Ontario M5R 3P8
t 416 486 4800 f 416 486 6808 www.wayneswadron.com

Landscape Architect:

Nielsen Landscape Architects, LLC
1447 Cypress Drive, Suite 2
Jupiter, Florida 33469 USA
Tel: +1(561) 402 9414



TREE DISPOSITION NOTES

| | | | |
|---------|-----------------------------------|-----------|-------|
| Date | MAR 2025 | Sheet No. | L-100 |
| Scale | 1/16" = 1'-0" @ 11" x 17" | | |
| Project | 1601 W 24 STREET, MIAMI BEACH, FL | | |

TREES PROTECTION NOTES

- CONTRACTOR TO PROTECT ALL EXISTING TREES PRIOR TO THE DEMOLITION OF THE EXISTING STRUCTURE.
- UPON COMPLETION OF OF SITE DEMOLITION, CONTRACTOR TO RELOCATE ALL SPECIFIED TREES AND PALMS FOR RELOCATION. CONTRACTOR TO REINSTALL TREE PROTECTION FENCE AROUND RELOCATED AND EXISTING TREES.
- FENCING AT A MINIMUM FOUR (4) FEET HEIGHT INSTALLED NO CLOSER TO THE TREE TRUNK THAN ITS DRIPLINE. THIS FENCE SHALL BE MAINTAINED IN WORKING ORDER DURING ALL PHASES OF CONSTRUCTION. MAINTAIN TREE PROTECTION ZONES FREE OF WEEDS AND TRASH.
- THE PROJECT LIMIT OF CONSTRUCTION AND ALL EXISTING VEGETATION TO REMAIN IS TO BE CLEARLY DEFINED BY STURDY, WEATHERPROOF FENCING AT A MINIMUM OF FOUR (4) FEET HIGH.
- STURDY TEMPORARY BARRIERS SHALL BE INSTALLED AROUND ALL TREE PROTECTION ZONES. BARRIERS SHALL BE A MINIMUM OF FOUR FEET HIGH, AND SHALL BE CONSTRUCTED OF CONTINUOUS CHAIN LINK FENCE WITH METAL POSTS AT EIGHT-FOOT SPACING, OR OF TWO-BY-FOUR INCH POSTS WITH THREE EQUALLY SPACED TWO-BY-FOUR RAILS. POSTS MAY BE SHIFTED TO AVOID ROOTS.

MAINTENANCE SPECIFICATIONS

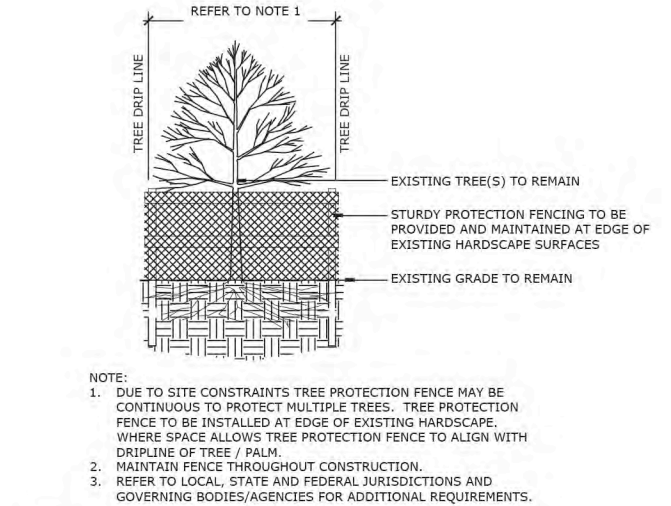
- ALL RELOCATED TREES AND PALMS MUST BE MAINTAINED FOR ONE YEAR FROM THE DATE OF RELOCATION TO THEIR FINAL LOCATIONS.
- CONTRACTOR MUST MAINTAIN ALL RELOCATED TREES AND PALMS FOR ONE FULL YEAR FROM THE DATE OF RELOCATION TO THE FINAL LOCATION.
- WHENEVER POSSIBLE, EACH TREE AND PALM MUST BE WATERED BY A PERMANENT AUTOMATIC IRRIGATION SYSTEM FOLLOWING RELOCATION. EACH WATERING MUST THOROUGHLY SATURATE THE ROOTBALL TO ITS FULL DEPTH; THIS WILL REQUIRE 25-50 GALLONS OF WATER FOR SMALL TREES AND PALMS DEPENDING ON ROOTBALL SIZE, WHILE LARGE TREES WILL REQUIRE A MINIMUM OF 10 GALLONS PER FOOT OF ROOTBALL DIAMETER (I.E., A 10' DIAMETER ROOTBALL WILL REQUIRE A MINIMUM OF 100 GALLONS PER WATERING EVENT).WATERING FREQUENCY MUST BE EVERY DAY FOR THE FIRST TWO WEEKS, EVERY OTHER DAY FOR THE NEXT THREE WEEKS, AND EVERY THIRD DAY FOR THE NEXT 6-8 WEEKS.
- WHEN AN AUTOMATIC IRRIGATION SYSTEM IS NOT POSSIBLE, CONTRACTOR IS RESPONSIBLE FOR HAND WATERING RELOCATED TREES AND PALMS THROUGHOUT THE MAINTENANCE PERIOD AND UNTIL FINAL ACCEPTANCE BY THE LANDSCAPE ARCHITECT AND/OR CLIENT.
- IMMEDIATELY AFTER RELOCATION TO THE FINAL LOCATION. A HIGH-PHOSPHORUS ROOT STIMULANT MUST BE APPLIED TO THE SURFACE OF THE ROOTBALL AT THE RECOMMENDED LABEL RATE AND WATERED IN WITH A DRENCH CONSISTING OF A SYSTEMIC INSECTICIDE AND A CONTACT ROOT ROT FUNGICIDE, FOLLOWING LABEL INSTRUCTIONS, AS INITIAL PREVENTATIVE MAINTENANCE.
- EVERY THREE MONTHS THEREAFTER, A HIGH-PHOSPHORUS ROOT STIMULANT MUST BE APPLIED TO THE SURFACE OF THE ROOTBALL AT THE RECOMMENDED LABEL RATE AND WATERED IN WITH A DRENCH CONSISTING OF A SYSTEMIC INSECTICIDE AND A BROAD-SPECTRUM SYSTEMIC FUNGICIDE, FOLLOWING LABEL INSTRUCTIONS, AS CONTINUING PREVENTATIVE MAINTENANCE.
- IRRIGATION AND BRACING MUST BE CHECKED AND EACH TREE OR PALM THOROUGHLY INSPECTED FOR SIGNS OF STRESS, DISEASE, OR PEST PROBLEMS ON A MONTHLY BASIS.
- IMMEDIATELY AFTER RELOCATION TO THE FINAL LOCATION AND EVERY THREE MONTHS THEREAFTER, A HIGH-QUALITY, SLOW-RELEASE 15-2-15 GRANULAR FERTILIZER MUST BE APPLIED, AT THE RECOMMENDED LABEL RATE, SPREAD EVENLY ACROSS THE SURFACE OF THE ROOTBALL.
- IMMEDIATELY AFTER RELOCATION TO THE FINAL LOCATION AND EVERY THREE MONTHS THEREAFTER A HIGH-QUALITY, SLOW-RELEASE 15-2-15 GRANULAR FERTILIZER MUST BE APPLIED, AT THE RECOMMENDED LABEL RATE, SPREAD EVENLY ACROSS THE SURFACE OF THE ROOTBALL.
- FOLIAR FEED FOUR TIMES PER YEAR.
- STRING MUST BE REMOVED FROM THE TIED UP LEAVES IMMEDIATELY AFTER RELOCATION TO THE FINAL LOCATION IF THE PALM WAS ROOT PRUNED OR WITHIN 30-45 DAYS AFTER RELOCATION ON THE OCCASION THE LANDSCAPE ARCHITECT APPROVED RELOCATION WITHOUT ROOT PRUNING DUE TO TIME CONSTRAINTS.
- IMMEDIATELY AFTER RELOCATION TO THE FINAL LOCATION AND EVERY THREE MONTHS THEREAFTER A HIGH-QUALITY, SLOW-RELEASE 8-4-12 GRANULAR PALM FERTILIZER WITH MINORS MUST BE APPLIED. AT THE RECOMMENDED LABEL RATE, SPREAD EVENLY ACROSS THE SURFACE OF THE ROOTBALL.
- FOLIAR FEED PALMS SIX TIMES PER YEAR.

RELOCATION SPECIFICATIONS

- LANDSCAPE CONTRACTOR TO FLAG ALL PROPOSED PLANT LOCATIONS FOR LANDSCAPE ARCHITECT'S APPROVAL PRIOR TO INSTALLATION. NOTIFY LANDSCAPE ARCHITECT A MINIMUM OF 15 DAYS PRIOR TO REVIEW.
- ALL TREES AND PALMS TO BE RELOCATED MUST BE WATERED DAILY FOR AT LEAST 5 DAYS PRIOR TO ANY RELOCATION TO ENSURE THAT THEY ARE FULLY HYDRATED. EACH WATERING MUST THOROUGHLY SATURATE THE ROOTBALL TO ITS FULL DEPTH.
- ALL ROOTBALLS MUST BE WRAPPED IN BURLAP AND THE TIGHTLY WIRE-WRAPPED (USING REDLINE HORSE WIRE OR EQUIVALENT) TO KEEP THE ENTIRE ROOTBALL INTACT DURING RELOCATION. TREES AND PALMS GROWING IN LIMESTONE MUST BE DUG AND RELOCATED WITH THE ROOT ATTACHED TO A SECTION OF ROCK AS PART OF THE ROOTBALL SUCH THAT THE ROOTS REMAIN INTACT. ROOTBALLS COMING FROM SAND OR SANDY SOIL MAY ALSO NEED TO BE BOXED PRIOR TO RELOCATION, AT THE DISCRETION OF THE LANDSCAPE ARCHITECT.
- TREES AND PALMS BEING RELOCATED OFFSITE MUST HAVE THEIR ENTIRE ROOTBALLS THOROUGHLY AND TIGHTLY WRAPPED WITH PLASTIC SHRINK WRAP ON THE OUTSIDE OF THE WIRE WRAP, AND THE ENTIRE TREE OR PALM (INCLUDING CANOPY, TRUNK, AND ROOTBALL) MUST BE COVERED WITH A BREATHABLE TARP (E.G., SHADE CLOTH) DURING TRANSPORT.
- NEW PLANTING PITS FOR RELOCATED TREES AND PALMS MUST BE PREPARED PRIOR TO LIFTING THE PALM OR TREE FROM ITS CURRENT LOCATION AND MUST BE AT LEAST 3-4 FEET WIDER THAN THE ROOTBALL AND THE SAME DEPTH AS THE ROOTBALL, SUCH THAT THE FINAL ELEVATION OF THE TOP OF THE ROOTBALL IS AT OR SLIGHTLY ABOVE (NO MORE THAN 2" HIGHER) FINAL GRADE.
- TREES AND PALMS TO BE RELOCATED MUST BE LIFTED BY THE ROOTBALL ONLY, USING APPROPRIATELY SIZED (LENGTH AND STRENGTH) LIFTING STRAPS OR CHAINS. DURING LIFTING, THE TREE OR PALM MUST BE BALANCED IN A MORE-OR-LESS UPRIGHT POSITION, WITH THE STRAP THE TRUNK USED ONLY FOR BALANCING AND MANEUVERING THE TREE OR PALM INTO A POSITION. NO CHAINS MAY BE USED AROUND OR AGAINST THE TRUNK AT ANY TIME. AT NO TIME SHALL 100% OF THE WEIGHT OF THE TREE OR PALM BE ON THE STRAP ATTACHED TO THE TRUNK. TRUNKS MUST BE HEAVILY PADDED WITH 30-60 LAYERS (DEPENDING ON SIZE AND WEIGHT) OF BURLAP BENEATH THE BALANCING STRAP.
- TREES AND PALMS MUST BE LIFTED WITH A CRANE OR BACKHOE APPROPRIATELY SIZED FOR THE SIZE AND WEIGHT OF THE TREE OR PALM AND LIFTED OR CARRIED DIRECTLY TO THE FINAL INSTALL LOCATION OR TRANSPORT TRAILER.
- ONCE LIFTING BEINGS, ANY UNCUT ROOTS UNDER OR AROUND THE ROOTBALL THAT MAY YET REMAIN MUST BE IMMEDIATELY SEVERED WITH HAND PRUNING TOOLS TO MINIMIZE TEARING AND ROOT DAMAGE.
- AGRIFORM PLANTING TABLETS (OR APPROVED EQUIVALENT) MUST BE EVENLY DISTRIBUTED AROUND THE PERIMETER OF THE PLANTING PIT AT THE RATE OF 2 TABLETS PER 1" TRUNK CALIPER PRIOR TO BACKFILLING.
- MYCORRHIZA (ROOTS® TRANSPLANT OR EQUIVALENT) MUST BE INCORPORATED INTO THE BACKFILL SOIL PRIOR TO BACKFILLING.
- RELOCATED TREES AND PALMS MUST BE CENTERED IN THE PLANTING PIT, AND THE PIT BACKFILLED USING A 1:1 MIXTURE OF EXISTING SOIL AND 80:20 (DOT SAND:MUCK) SOIL MIX THOROUGHLY BLENDED TOGETHER. DO NOT USE MUDDY SOIL AS BACKFILL.
- SMALL TREES AND PALMS MUST BE FIRMLY BRACED USING A MINIMUM OF FOUR 4"X 4" WOODEN BRACES ATTACHED TO 2" X 4" WOODEN BATTENS HELD IN PLACE WITH TWO STEEL BANDS. LARGER TREES MAY REQUIRE 6"X 6" WOODEN POSTS OR EVEN TELEPHONE POLES TO PROVIDE SUFFICIENT BRACING STRENGTH TO PREVENT TOPPLING DURING WIND EVENTS. A SUFFICIENT NUMBER OF BATTENS MUST BE STRATEGICALLY PLACED AROUND THE TRUNK SUCH THAT THE STEEL BANDS NEVER CONTACT THE TRUNK. NO BURLAP IS TO REMAIN UNDER THE WOODEN BATTENS ON TREES DURING BRACING, BUT SEVERAL LAYERS OF BURLAP SHOULD BE LEFT UNDER THE WOODEN BATTENS WHEN BRACING PALMS. NAILS SHALL NEVER BE DRIVEN DIRECTLY INTO THE TRUNK DURING BRACING. BRACING MUST REMAIN IN PLACE FOR A MINIMUM OF ONE YEAR.
- A TREE RING WITH A MINIMUM HEIGHT OF 6" MUST BE CONSTRUCTED 6-12" OUTSIDE THE OUTERMOST EDGE OF THE ROOTBALL AND AROUND THE ENTIRE PERIMETER OF THE ROOTBALL TO DIRECT IRRIGATION WATER AND ANY SUPPLEMENTS THAT ARE ADDED DOWN INTO THE ROOTBALL DURING ROOT REGENERATION.
- ONCE THE TREE RING IS CONSTRUCTED, A HIGH-PHOSPHORUS ROOT STIMULANT MUST BE LIBERALLY APPLIED TO THE SURFACE AND THOROUGHLY WATERED IN.
- ROOTBALLS MUST BE A THOROUGHLY WATERED IN USING A HOSE AND JOHNSON BAR INSERTED TO THE VERY BOTTOM OF THE ROOTBALL AND SWUNG BACK AND FORTH TO PREVENT FORMATION OF AIR POCKETS. THE JOHNSON BAR TECHNIQUE MUST BE REPEATED AT LEAST ONCE MORE WITHIN 6" OF THE TRUNK. MULCH MUST NOT BE APPLIED OR ALLOWED TO ACCUMULATE DIRECTLY AGAINST THE TRUNK.
- ORGANIC MULCH (MELALEUCA IS PREFERRED) MUST BE APPLIED WITHIN 48 HOURS OF RELOCATION AT A DEPTH OF 3-4" OVER THE ENTIRE TOP OF THE ROOTBALL FROM THE TREE RING TO WITHIN 6" OF THE TRUNK. MULCH MUST NOT BE APPLIED OR ALLOWED TO ACCUMULATE DIRECTLY AGAINST THE TRUNK.
- PITS FROM WHICH THE RELOCATED TREES AND PALMS WERE REMOVED MUST BE CLEANED OFF ALL RESIDUAL ROOTS, STUMPS, AND PORTIONS THEREOF AND BACKFILLED WITH CLEAN FILL FLUSH WITH THE SURROUNDING GRADE.
- RESTORE THE SURFACE WITH MATERIAL TO MATCH ADJACENT AREAS. MATERIAL TO BE APPROVED BY LANDSCAPE ARCHITECT. CONTRACTOR TO PROVIDE A MINIMUM OF ONE YEAR WARRANTY ON SETTLING AND PLANT MATERIAL FROM THE SUBSTANTIAL COMPLETION.
- MULTI-TRUNK TREES AND PALMS MUST BE RELOCATED AS ONE UNIT WITH A SINGLE ROOTBALL.
- PLANTING PITS FOR EDIBLE DATE PALMS (PHOENIX DACTYLIFERA) MUST BE BACKFILLED WITH PURE DOT SILICA SAND.

WARRANTY NOTES

- ALL RELOCATED TREES AND PALMS MUST BE GUARANTEED FOR ONE YEAR FROM THE DATE OF RELOCATION TO THEIR FINAL LOCATIONS.
- IF A TREE OR PALM DIES WITHIN THE 1-YEAR WARRANTY PERIOD, IT MUST BE REMOVED AND REPLACED AT CONTRACTOR'S EXPENSE.
- IF A TREE OR PALM PERFORMS POORLY WITHIN THE 1-YEAR WARRANTY PERIOD, IT MUST BE REMOVED AND REPLACED AT CONTRACTOR'S EXPENSE. THE DECISION TO REPLACE BASED ON POOR HEALTH IS AT THE DISCRETION OF THE LANDSCAPE ARCHITECT.
- IF A TREE OR PALM SETTLES TO AN UNHEALTHY DEPTH WITHIN THE 1-YEAR WARRANTY PERIOD, AS DEEMED BY THE BY THE LANDSCAPE ARCHITECT, IT MUST BE RAISED TO THE CORRECT GRADE AT CONTRACTOR'S EXPENSE.



1 TREE PROTECTION FENCE Scale: 1/4" = 1'- 0"

SEAL (S TYLER NIELSEN - LA6667067)



| Rev. | Date | Rev. | Date |
|------|------|------|------|
| | | | |
| | | | |
| | | | |
| | | | |
| | | | |
| | | | |
| | | | |
| | | | |
| | | | |

ALL DRAWINGS AND WRITTEN MATERIAL APPEARING HEREIN CONSTITUTE THE ORIGINAL AND UNPUBLISHED WORK OF KOBI KAMP ARCHITECTURE, INC. AND MAY NOT BE DUPLICATED, USED, OR DISCLOSED WITHOUT THE EXPRESS WRITTEN CONSENT OF KOBI KAMP ARCHITECTURE, INC. AIA: AIA 01-0002

NEW RESIDENCE
1601 W 24TH STREET, SUNSET 3,
MIAMI BEACH, FL, 33140

Owner:
Name
Address
Address
Tel:
Email

Design Architect:



WAYNE SWADRON
architecture | interiors | gardens

160 Pears Avenue, Suite 210, Toronto, Ontario M5R 3P8
t 416 486 4800 f 416 486 6808 www.wayneswadron.com

Landscape Architect:
Nielsen Landscape Architects, LLC
1447 Cypress Drive, Suite 2
Jupiter, Florida 33469 USA
Tel: +1(561) 402 9414



TREE DISPOSITION NOTES

| | | | |
|---------|-----------------------------------|-----------|-------|
| Date | MAR 2025 | Sheet No. | L-101 |
| Scale | 1/16" = 1'-0" @ 11" x 17" | | |
| Project | 1601 W 24 STREET, MIAMI BEACH, FL | | |

TREE DISPOSITION SCHEDULE

| # | BOTANICAL NAME | COMMON NAME | DBH. | HT. | SPREAD | ACTION | NOTES |
|----|----------------------|-------------------------|------|-----|--------|----------|---|
| 1 | CONOCARPUS ERECTUS | SILVER BUTTONWOOD | 5" | 8' | 10' | REMOVE | LOCATION OF PLANT MATERIAL CONFLICTS WITH CONSTRUCTION ENVELOPE |
| 2 | ROYSTONEA REGIA | ROYAL PALM | 14" | 50' | 24' | PRESERVE | CONTRACTOR TO PROTECT AND CARE FOR PLANT MATERIAL |
| 3 | CONOCARPUS ERECTUS | SILVER BUTTONWOOD | 5" | 8' | 10' | REMOVE | LOCATION OF PLANT MATERIAL CONFLICTS WITH CONSTRUCTION ENVELOPE |
| 4 | COCOS NUCIFERA | COCONUT PALM | 8" | 36' | 24' | REMOVE | LOCATION OF PLANT MATERIAL CONFLICTS WITH CONSTRUCTION ENVELOPE |
| 5 | CONOCARPUS ERECTUS | SILVER BUTTONWOOD | 5" | 8' | 10" | REMOVE | LOCATION OF PLANT MATERIAL CONFLICTS WITH CONSTRUCTION ENVELOPE |
| 6 | FICUS BENJAMINA | WEeping FIG | 6" | 22' | 22' | REMOVE | LOCATION OF PLANT MATERIAL CONFLICTS WITH CONSTRUCTION ENVELOPE |
| 7 | PTYCHOSPERMA ELEGANS | SOLITAIRE PALM | 2" | 22' | 8' | REMOVE | LOCATION OF PLANT MATERIAL CONFLICTS WITH CONSTRUCTION ENVELOPE |
| 8 | PTYCHOSPERMA ELEGANS | SOLITAIRE PALM | 2" | 22' | 8' | REMOVE | LOCATION OF PLANT MATERIAL CONFLICTS WITH CONSTRUCTION ENVELOPE |
| 9 | FICUS BENJAMINA | WEeping FIG | 6" | 22' | 22' | REMOVE | LOCATION OF PLANT MATERIAL CONFLICTS WITH CONSTRUCTION ENVELOPE |
| 10 | PTYCHOSPERMA ELEGANS | SOLITAIRE PALM | 2" | 22' | 8' | REMOVE | LOCATION OF PLANT MATERIAL CONFLICTS WITH CONSTRUCTION ENVELOPE |
| 11 | PHOENIX CANARIENSIS | CANARY ISLAND DATE PALM | 20" | 20' | 30' | REMOVE | LOCATION OF PLANT MATERIAL CONFLICTS WITH CONSTRUCTION ENVELOPE |
| 12 | FICUS BENJAMINA | WEeping FIG | 6" | 10' | 18' | REMOVE | LOCATION OF PLANT MATERIAL CONFLICTS WITH CONSTRUCTION ENVELOPE |
| 13 | CREPE HIBISCUS | HIBISCUS ROSA-SINENSIS | 4" | 10' | 10' | REMOVE | LOCATION OF PLANT MATERIAL CONFLICTS WITH CONSTRUCTION ENVELOPE |
| 14 | FICUS BENJAMINA | WEeping FIG | 6" | 10' | 18' | REMOVE | LOCATION OF PLANT MATERIAL CONFLICTS WITH CONSTRUCTION ENVELOPE |
| 15 | FICUS BENJAMINA | WEeping FIG | 6" | 10' | 18' | REMOVE | LOCATION OF PLANT MATERIAL CONFLICTS WITH CONSTRUCTION ENVELOPE |
| 16 | FICUS BENJAMINA | WEeping FIG | 6" | 10' | 18' | REMOVE | LOCATION OF PLANT MATERIAL CONFLICTS WITH CONSTRUCTION ENVELOPE |
| 17 | FICUS BENJAMINA | WEeping FIG | 6" | 10' | 18' | REMOVE | LOCATION OF PLANT MATERIAL CONFLICTS WITH CONSTRUCTION ENVELOPE |
| 18 | FICUS BENJAMINA | WEeping FIG | 6" | 10' | 18' | REMOVE | LOCATION OF PLANT MATERIAL CONFLICTS WITH CONSTRUCTION ENVELOPE |
| 19 | FICUS BENJAMINA | WEeping FIG | 6" | 10' | 18' | REMOVE | LOCATION OF PLANT MATERIAL CONFLICTS WITH CONSTRUCTION ENVELOPE |
| 20 | PTYCHOSPERMA ELEGANS | SOLITAIRE PALM | 2" | 15' | 10' | REMOVE | LOCATION OF PLANT MATERIAL CONFLICTS WITH CONSTRUCTION ENVELOPE |
| 21 | CLUSIA ROSEA | PITCH APPLE | 10" | 15' | 10' | REMOVE | LOCATION OF PLANT MATERIAL CONFLICTS WITH CONSTRUCTION ENVELOPE |
| 22 | BOUGAINVILLEA SPP. | BOUGAINVILLEA | 8" | 14' | 12' | REMOVE | LOCATION OF PLANT MATERIAL CONFLICTS WITH CONSTRUCTION ENVELOPE |
| 23 | BOUGAINVILLEA SPP. | BOUGAINVILLEA | 8" | 14' | 12' | REMOVE | LOCATION OF PLANT MATERIAL CONFLICTS WITH CONSTRUCTION ENVELOPE |
| 24 | ROYSTONEA REGIA | ROYAL PALM | 14" | 42' | 24' | REMOVE | LOCATION OF PLANT MATERIAL CONFLICTS WITH CONSTRUCTION ENVELOPE |
| 25 | ROYSTONEA REGIA | ROYAL PALM | 14" | 42' | 24' | REMOVE | LOCATION OF PLANT MATERIAL CONFLICTS WITH CONSTRUCTION ENVELOPE |
| 26 | PHOENIX ROEBELENII | PYGMY DATE PALM | 4" | 8' | 10' | REMOVE | LOCATION OF PLANT MATERIAL CONFLICTS WITH CONSTRUCTION ENVELOPE |
| 27 | ROYSTONEA REGIA | ROYAL PALM | 14" | 42' | 24' | REMOVE | LOCATION OF PLANT MATERIAL CONFLICTS WITH CONSTRUCTION ENVELOPE |
| 28 | ROYSTONEA REGIA | ROYAL PALM | 14" | 42' | 24' | REMOVE | LOCATION OF PLANT MATERIAL CONFLICTS WITH CONSTRUCTION ENVELOPE |
| 29 | PHOENIX ROEBELENII | PYGMY DATE PALM | 4" | 8' | 10' | REMOVE | LOCATION OF PLANT MATERIAL CONFLICTS WITH CONSTRUCTION ENVELOPE |
| 30 | ROYSTONEA REGIA | ROYAL PALM | 14" | 42' | 24' | REMOVE | LOCATION OF PLANT MATERIAL CONFLICTS WITH CONSTRUCTION ENVELOPE |
| 31 | ROYSTONEA REGIA | ROYAL PALM | 14" | 30' | 24' | REMOVE | LOCATION OF PLANT MATERIAL CONFLICTS WITH CONSTRUCTION ENVELOPE |
| 32 | WASHINGTONIA ROBUSTA | MEXICAN FAN PALM | 10" | 50' | 10' | REMOVE | LOCATION OF PLANT MATERIAL CONFLICTS WITH CONSTRUCTION ENVELOPE |
| 33 | PHOENIX CANARIENSIS | CANARY ISLAND DATE PALM | 20" | 20' | 30' | REMOVE | LOCATION OF PLANT MATERIAL CONFLICTS WITH CONSTRUCTION ENVELOPE |
| 34 | PHOENIX CANARIENSIS | CANARY ISLAND DATE PALM | 20" | 20' | 30' | REMOVE | LOCATION OF PLANT MATERIAL CONFLICTS WITH CONSTRUCTION ENVELOPE |

MITIGATION CALCULATIONS

TOTAL TREE DBH REMOVED = 29" DBH (REQUIRES 5 TREES (4" DBH. 16' HT. 8' SPR.)
 TOTAL PALMS REMOVED = 14 PALMS (REQUIRES 14 TREES (2" DBH. 12' HT. 6' SPR.)

MITIGATION STRATEGY

THE PROPOSED LANDSCAPE PLAN MUST MITIGATE THE REMOVAL OF 29" OF TREE DBH AND 14 PALMS.

TREE MITIGATION REQUIREMENT:
 19 MITIGATION TREES
 5 TREES (4" DBH. 16' HT. 8' SPR.)
 14 TREES (2" DBH. 12' HT. 6' SPR.)

LANDSCAPE PLANS PROPOSE:
 13 MITIGATION TREES
 8 TREES (4" DBH. 16' HT. 8' SPR.)
 5 TREES (2" DBH. 12' HT. 6' SPR.)
 AND \$6,000 CONTRIBUTION TO TREE TRUST FUND

SEAL (S TYLER NIELSEN - LA6667067)



| Rev. | Date | Rev. | Date |
|------|------|------|------|
| | | | |
| | | | |
| | | | |
| | | | |
| | | | |
| | | | |
| | | | |
| | | | |
| | | | |

ALL DRAWINGS AND WRITTEN MATERIAL APPEARING HEREIN CONSTITUTE THE ORIGINAL AND UNPUBLISHED WORK OF KOB+KAMP AIA, AND MAY NOT BE DUPLICATED, USED, OR DISCLOSED WITHOUT THE EXPRESS WRITTEN CONSENT OF KOB+KAMP ARCHITECTURE. © WINTERBORN DESIGN, INC. AIA (U) 2022

NEW RESIDENCE

1601 W 24TH STREET, SUNSET 3,
 MIAMI BEACH, FL, 33140

Owner:
 Name
 Address
 Address
 Tel:
 Email

Design Architect:



WAYNE SWADRON
architecture \ interiors \ gardens

160 Pears Avenue, Suite 210, Toronto, Ontario M5R 3P8
 t 416 486 4800 f 416 486 6808 www.wayneswadron.com

Landscape Architect:

Nielsen Landscape Architects, LLC
 1447 Cypress Drive, Suite 2
 Jupiter, Florida 33469 USA
 Tel: +1(561) 402 9414



TREE DISPOSITION SCHEDULE

| | | | |
|---------|-----------------------------------|-----------|-------|
| Date | MAR 2025 | Sheet No. | L-102 |
| Scale | 1/16" = 1'-0" @ 11" x 17" | | |
| Project | 1601 W 24 STREET, MIAMI BEACH, FL | | |

REFERENCE IMAGERY



SEAL (S TYLER NIELSEN - LA6667067)



| Rev. | Date | Rev. | Date |
|------|------|------|------|
| | | | |
| | | | |
| | | | |
| | | | |
| | | | |
| | | | |
| | | | |
| | | | |
| | | | |

ALL DRAWINGS AND WRITTEN MATERIAL APPEARING HEREIN CONSTITUTE THE ORIGINAL AND UNPUBLISHED WORK OF KOB KAMP ARCHITECTURE, INC. AND MAY NOT BE REPRODUCED, COPIED, OR DISCLOSED WITHOUT THE EXPRESS WRITTEN CONSENT OF KOB KAMP ARCHITECTURE, INC. AIA, AIA 0022

NEW RESIDENCE
1601 W 24TH STREET, SUNSET 3,
MIAMI BEACH, FL, 33140

Owner:
Name
Address
Address
Tel.
Email

Design Architect:



WAYNE SWADRON
architecture | interiors | gardens

160 Pears Avenue, Suite 210, Toronto, Ontario M5R 3P8
416 486 4800 / 416 486 6808 www.wayneswadron.com

Landscape Architect:
Nielsen Landscape Architects, LLC
1447 Cypress Drive, Suite 2
Jupiter, Florida 33469 USA
Tel: +1(561) 402 9414



TREE REFERENCE IMAGES

| | | | |
|---------|-----------------------------------|-----------|-------|
| Date | MAR 2025 | Sheet No. | L-103 |
| Scale | 1/16" = 1'-0" @ 11" x 17" | | |
| Project | 1601 W 24 STREET, MIAMI BEACH, FL | | |



| Rev. | Date | Rev. | Date |
|------|------|------|------|
| | | | |
| | | | |
| | | | |
| | | | |
| | | | |
| | | | |
| | | | |
| | | | |
| | | | |

ALL DRAWINGS AND WRITTEN MATERIAL APPEARING HEREIN CONSTITUTE THE ORIGINAL AND UNPUBLISHED WORK OF KOBI KAMP ARCHITECTURE, INC. AND MAY NOT BE DUPLICATED, USED, OR DISCLOSED WITHOUT THE EXPRESS WRITTEN CONSENT OF KOBI KAMP ARCHITECTURE, INC. AIA, 02-002

NEW RESIDENCE
1601 W 24TH STREET, SUNSET 3,
MIAMI BEACH, FL, 33140

Owner:

Name
Address
Address
Tel.
Email

Design Architect:



WAYNE SWADRON
architecture | interiors | gardens

160 Pears Avenue, Suite 210, Toronto, Ontario M5R 3P8
t 416 486 4800 f 416 486 6808 www.wayneswadron.com

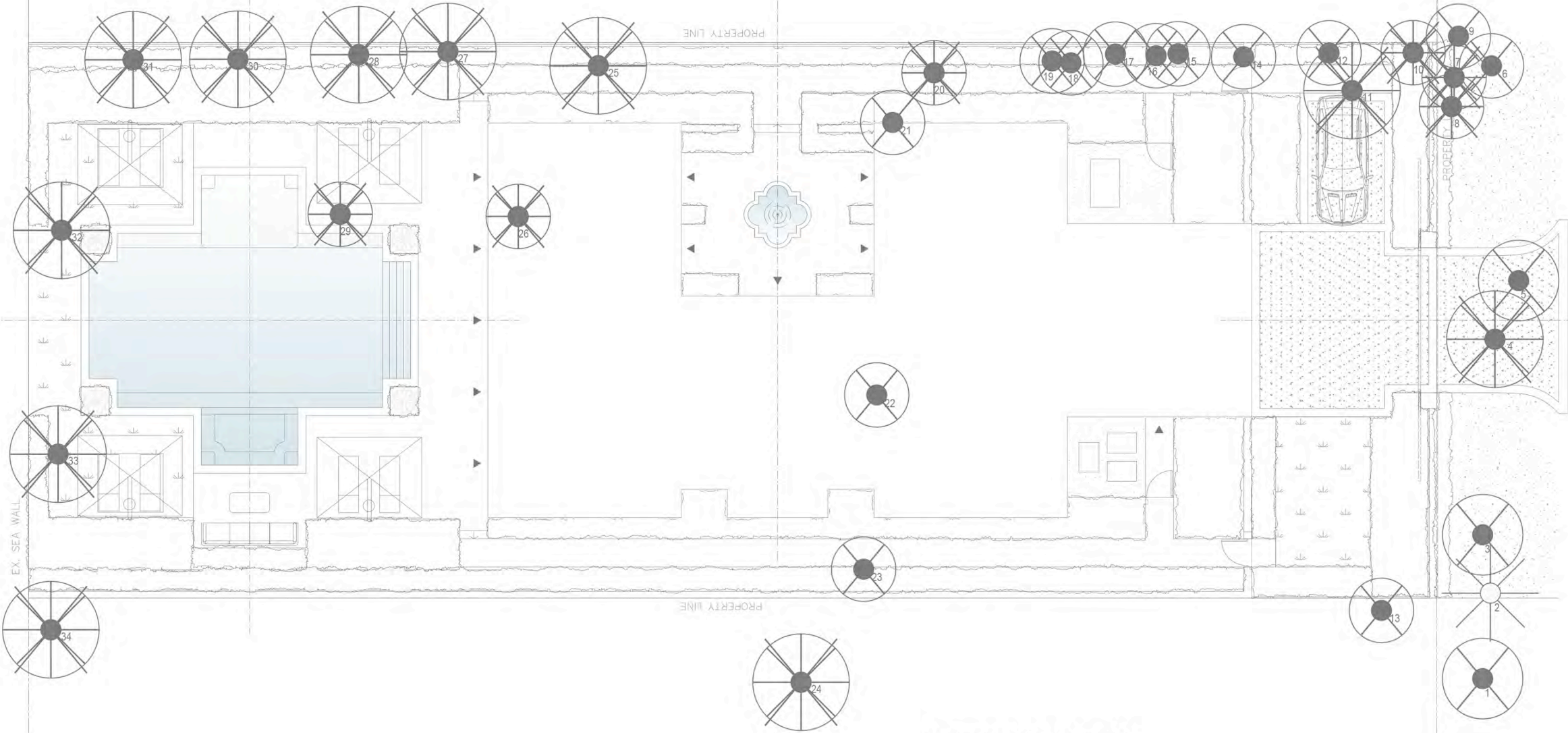
Landscape Architect:

Nielsen Landscape Architects, LLC
1447 Cypress Drive, Suite 2
Jupiter, Florida 33469 USA
Tel: +1(561) 402 9414



TREE DISPOSITION PLAN

| | | | |
|---------|-----------------------------------|-----------|-------|
| Date | MAR 2025 | Sheet No. | L-104 |
| Scale | 1/16" = 1'-0" @ 11" x 17" | | |
| Project | 1601 W 24 STREET, MIAMI BEACH, FL | | |



TREE DISPOSITION SCHEDULE


| # | BOTANICAL NAME | COMMON NAME | ACTION |
|----|----------------------|-------------------------|----------|
| 1 | CONOCARPUS ERECTUS | SILVER BUTTONWOOD | REMOVE |
| 2 | ROYSTONEA REGIA | ROYAL PALM | PRESERVE |
| 3 | CONOCARPUS ERECTUS | SILVER BUTTONWOOD | REMOVE |
| 4 | COCOS NUCIFERA | COCONUT PALM | REMOVE |
| 5 | CONOCARPUS ERECTUS | SILVER BUTTONWOOD | REMOVE |
| 6 | FICUS BENJAMINA | WEeping FIG | REMOVE |
| 7 | PTYCHOSPERMA ELEGANS | SOLITAIRE PALM | REMOVE |
| 8 | PTYCHOSPERMA ELEGANS | SOLITAIRE PALM | REMOVE |
| 9 | FICUS BENJAMINA | WEeping FIG | REMOVE |
| 10 | PTYCHOSPERMA ELEGANS | SOLITAIRE PALM | REMOVE |
| 11 | PHOENIX CANARIENSIS | CANARY ISLAND DATE PALM | REMOVE |
| 12 | FICUS BENJAMINA | WEeping FIG | REMOVE |
| 13 | CREPE HIBISCUS | HIBISCUS ROSA-SINENSIS | REMOVE |
| 14 | FICUS BENJAMINA | WEeping FIG | REMOVE |
| 15 | FICUS BENJAMINA | WEeping FIG | REMOVE |
| 16 | FICUS BENJAMINA | WEeping FIG | REMOVE |
| 17 | FICUS BENJAMINA | WEeping FIG | REMOVE |

| # | BOTANICAL NAME | COMMON NAME | ACTION |
|----|----------------------|-------------------------|--------|
| 18 | FICUS BENJAMINA | WEeping FIG | REMOVE |
| 19 | FICUS BENJAMINA | WEeping FIG | REMOVE |
| 20 | PTYCHOSPERMA ELEGANS | SOLITAIRE PALM | REMOVE |
| 21 | CLUSIA ROSEA | PITCH APPLE | REMOVE |
| 22 | BOUGAINVILLEA SPP. | BOUGAINVILLEA | REMOVE |
| 23 | BOUGAINVILLEA SPP. | BOUGAINVILLEA | REMOVE |
| 24 | ROYSTONEA REGIA | ROYAL PALM | REMOVE |
| 25 | ROYSTONEA REGIA | ROYAL PALM | REMOVE |
| 26 | PHOENIX ROEBELENI | PYGMY DATE PALM | REMOVE |
| 27 | ROYSTONEA REGIA | ROYAL PALM | REMOVE |
| 28 | ROYSTONEA REGIA | ROYAL PALM | REMOVE |
| 29 | PHOENIX ROEBELENI | PYGMY DATE PALM | REMOVE |
| 30 | ROYSTONEA REGIA | ROYAL PALM | REMOVE |
| 31 | ROYSTONEA REGIA | ROYAL PALM | REMOVE |
| 32 | WASHINGTONIA ROBUSTA | MEXICAN FAN PALM | REMOVE |
| 33 | PHOENIX CANARIENSIS | CANARY ISLAND DATE PALM | REMOVE |
| 34 | PHOENIX CANARIENSIS | CANARY ISLAND DATE PALM | REMOVE |

TREE DISPOSITION LEGEND



PALM TO BE REMOVED



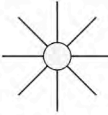
TREE TO BE REMOVED



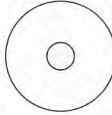
PALM TO BE RELOCATED



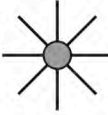
TREE TO BE RELOCATED



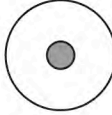
PALM TO BE PRESERVED



TREE TO BE PRESERVED



PALM OFF-SITE



TREE OFF-SITE