



July 29, 2024

Grant Webster
City of Miami Beach Transportation & Mobility Department
1700 Convention Center Drive
Miami Beach, FL 33139

Re: Deauville - 6701 Collins Avenue (PB24-0693 & TRN24-0014)
Code Amendment Trip Generation Statement

Dear Mr. Webster:

Kimley-Horn and Associates, Inc. has prepared a trip generation statement for the proposed Code Amendment related to the application located at 6701 Collins Avenue in Miami Beach, Florida. Based on the currently permitted floor area, the maximum site development potential would include 977 hotel rooms, including accessory uses. However, as part of the proposed Code Amendment, the maximum site development potential would include 280 hotel rooms and 140 multifamily residential units, including accessory uses. A conceptual site plan and location map are provided in Attachment A.

TRIP GENERATION

Trip generation calculations for the existing and proposed maximum development potentials were performed using Institute of Transportation Engineers' (ITE) *Trip Generation Manual*, 11th Edition. Trip generation calculations were prepared for the weekday A.M. and P.M. peak hours.

The trip generation for the existing maximum development potential was determined using ITE Land Use Code (LUC) 310 (Hotel). The trip generation for the proposed maximum development potential was determined using ITE LUC 310 (Hotel) and LUC 222 (Multifamily Housing [High-Rise]).

Multimodal Reduction

A multimodal (public transit, bicycle, and pedestrian) factor based on US Census *Means of Transportation to Work* data was reviewed for the census tracts in which the site is located. A multimodal factor of 17.4 percent (17.4%) was determined and applied to the external trip generation calculations. It is expected that a portion of residents, guests, patrons, and employees will choose to walk, bike, or use public transit to and from the site.

Transit Route Information

Two (2) Miami Beach Trolley routes and three (3) Miami-Dade County Department of Transportation Public Works (DTPW) routes currently operate in close proximity (within ½ mile) to the site during the weekday A.M. and P.M. peak hours. Detailed transit route information is included in Attachment B.

- **Miami Beach Trolley Collins Express Route** operates along Collins Avenue in the vicinity of the project site with the nearest stop located south of 67th Street. This route operates with approximately 20-minute headways in the northbound and southbound directions during the weekday A.M. and P.M. peak hours.
- **Miami Beach Trolley North Beach Route** operates along Collins Avenue in the vicinity of the project site with the nearest stop located south of 67th Street. This route operates with approximately 20-minute headways in the northbound and southbound directions during the weekday A.M. and P.M. peak hours.

- **MDT Route 79** operates along Collins Avenue in the vicinity of the project site with the nearest stop located south of 67th Street. This route operates with approximately 15-minute headways in the northbound and southbound directions during the weekday A.M and P.M. peak hours.
- **MDT Route 100** operates along Collins Avenue in the vicinity of the project site with the nearest stop located south of 67th Street. This route operates with approximately 7.5-minute headways in the northbound and southbound directions during the weekday A.M and P.M. peak hours.
- **MDT Route 279** operates along 71st Street in the vicinity of the project site with the nearest stop located east of Indian Creek Drive. This route operates with approximately 24-minute headways in the eastbound and westbound directions during the weekday A.M and P.M. peak hours.

Internal Capture

Internal capture is expected between the complementary land uses within the project. Internal capture trips for the project were determined based upon methodology contained in the ITE's *Trip Generation Handbook*, 3rd Edition. Internal capture rate of 1.0 percent (1.0%) for the P.M. peak hour trip generation is expected for the proposed Code Amendment.

Net New Project Trips

As shown in Table 1, the proposed Code Amendment is expected to result in a reduction of 246 net new vehicle trips during the weekday A.M. peak hour and a reduction of 379 net new vehicle trips during the weekday P.M. peak hour. Trip generation calculations are included as Attachment C.

| Table 1: Proposed Net New Trip Generation | | | | |
|---|-----------------------|------------------------|-----------------------|------------------------|
| A.M. Peak Hour (P.M. Peak Hour) | | | | |
| Future Land Use (ITE Code) | Scale | Entering Trips | Exiting Trips | New External Trips |
| <i>Existing Code Amendment</i> | | | | |
| Hotel (310) | 977 rooms | 222 (292) | 175 (282) | 397 (574) |
| <i>Proposed Code Amendment</i> | | | | |
| Hotel (310) | 280 rooms | 61 (74) | 49 (73) | 110 (147) |
| Multifamily Housing (High-Rise) (222) | 140 dwelling units | 11 (30) | 30 (18) | 41 (48) |
| <i>Subtotal:</i> | | 72 (104) | 79 (91) | 151 (195) |
| Net New Project Trips | | -150 (-188) | -96 (-191) | -246 (-379) |

PARKING EVALUATION

As part of the forthcoming land use board application, the required and provided number of parking spaces will be provided based on the proposed development program. Note that the parking requirement associated with the reconstruction of the original Deauville Hotel will be exempt, however, the project will comply with the applicable parking requirements for all new construction.

CONCLUSION

As the proposed Code Amendment is expected to result in a reduction of 246 net new vehicle trips during the weekday A.M. peak hour and a reduction of 379 net new vehicle trips during the weekday P.M. peak hour, further analysis is not proposed. Please note that a site plan traffic study methodology and traffic impact analysis will be prepared as part of the forthcoming land use board application.

Should you have any questions or require additional information, please do not hesitate to contact our office.


Sincerely,

KIMLEY-HORN AND ASSOCIATES, INC.



Cory D. Dorman, P.E., PTOE

Attachments



Cory D. Dorman, P.E., PTOE
Florida Registration Number 85462
Kimley-Horn and Associates, Inc.
2 Alhambra Plaza, Suite 500
Coral Gables, FL 33134

This item has been digitally signed and sealed by Cory D. Dorman, P.E., PTOE on the date adjacent to the seal.

**Cory
Dorman**

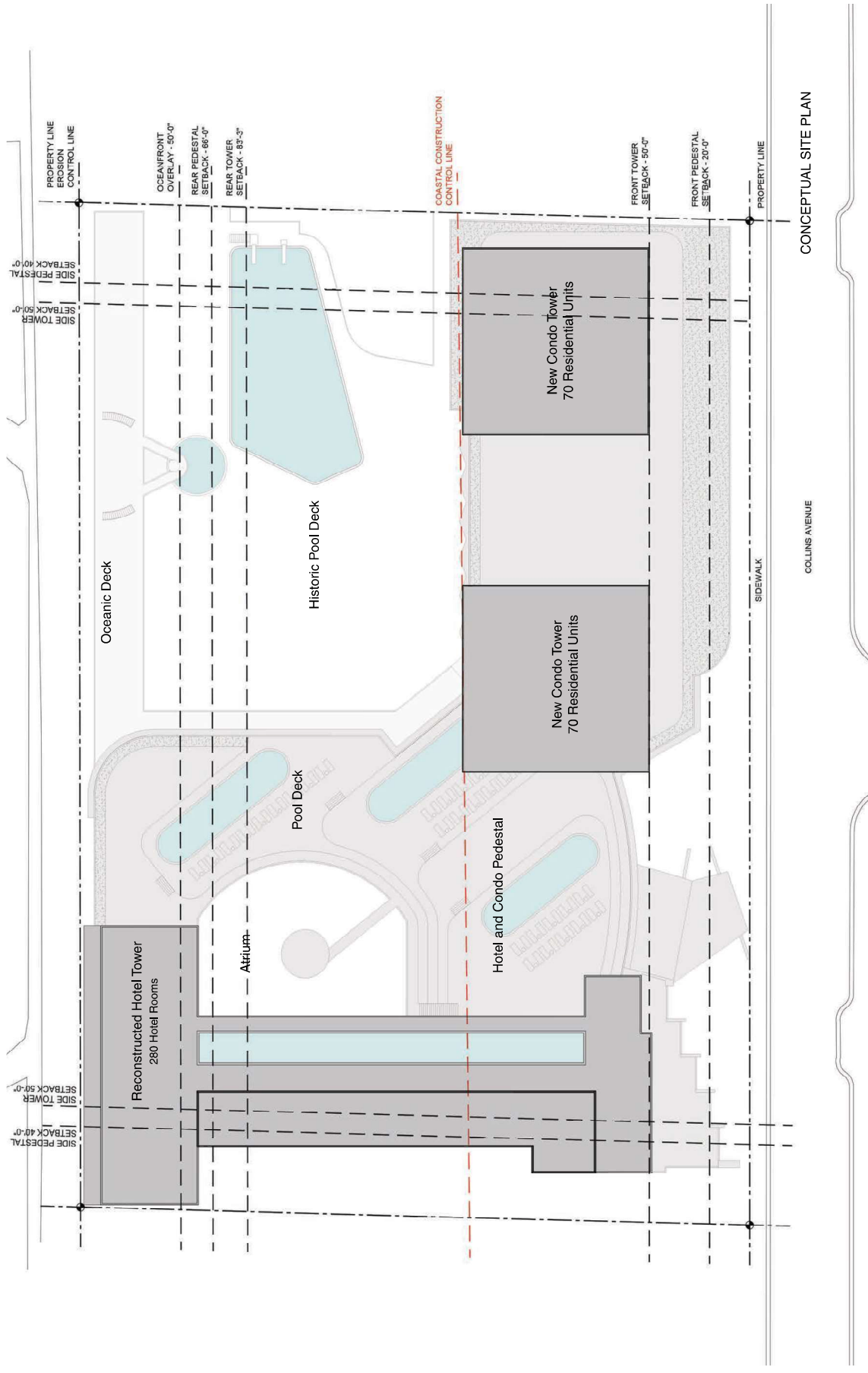
Digitally signed by Cory Dorman
DN: cn=Cory Dorman, o=U.S.,
ou=KIMLEY HORN AND
ASSOCIATES INC.,
email=cory.dorman@kimley-horn.com
Date: 2024.07.29 15:19:31 -04'00'

Printed copies of this document are not considered signed and sealed and the signature must be verified on any electronic copies.

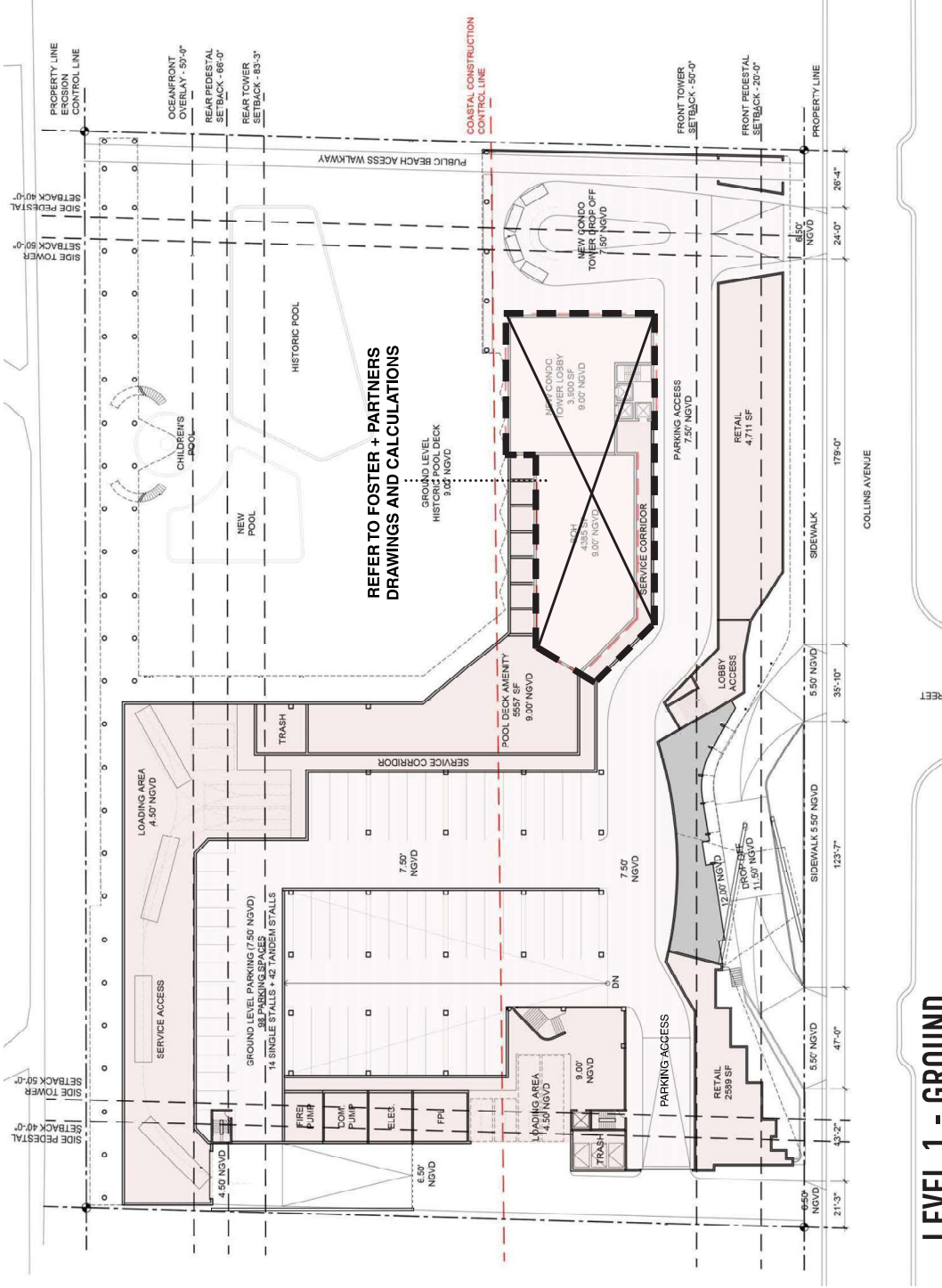
K:\FTL_TPTO\043903016-Deauville\correspondence\ltr\07 29 2024 Deauville Code Amendment Trip Generation Statement.docx

Attachment A

Conceptual Site Plan and Location Map



CONCEPTUAL SITE PLAN



LEVEL 1 - GROUND

Shulman+
Associates

6701 Collins Avenue - Max Development Program

©2024 Shulman + Associates 06/13/2024 p4
This study is strictly confidential. This package and information herein are not to be shared with any parties outside of the internal project team by anyone other than the client.




Figure 1
Location Map
Deauville
Miami Beach, Florida

Attachment B

Transit Service Data

City of Miami Beach Trolley Routes



COLLINS EXPRESS



TROLLEY CONNECTIONS

NORTH
BEACH
LOOP



COLLINS
EXPRESS

COLLINS
EXPRESS



MIDDLE
BEACH
LOOP

MIDDLE
BEACH
LOOP

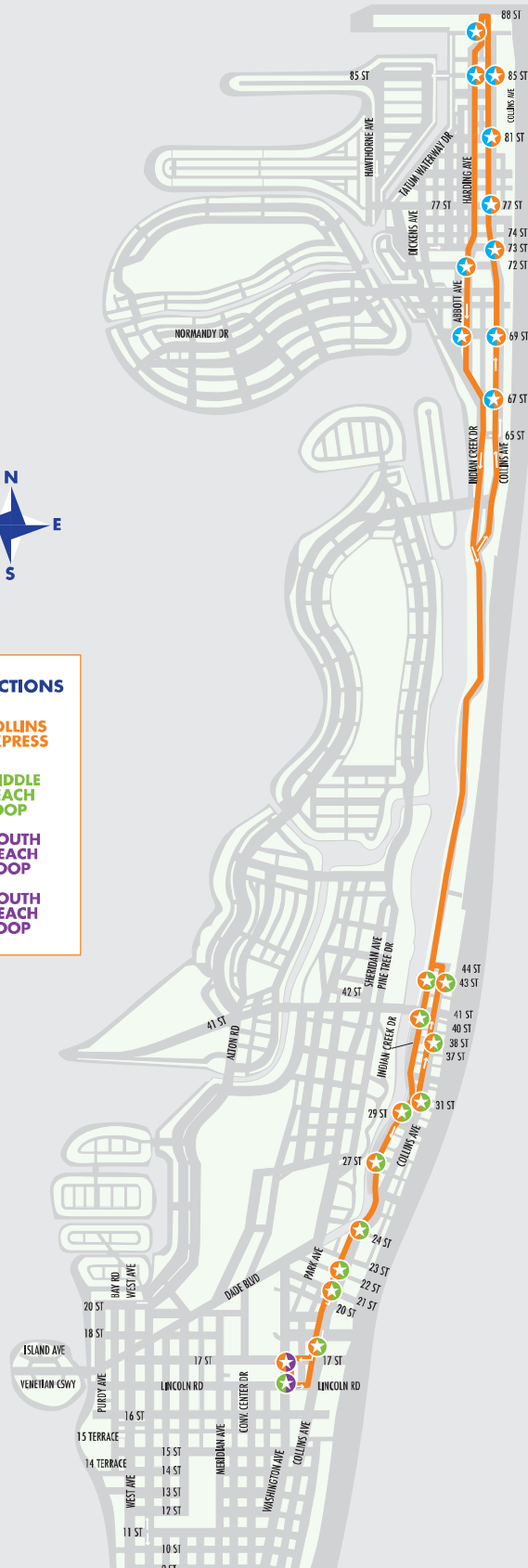


SOUTH
BEACH
LOOP

COLLINS
EXPRESS



SOUTH
BEACH
LOOP





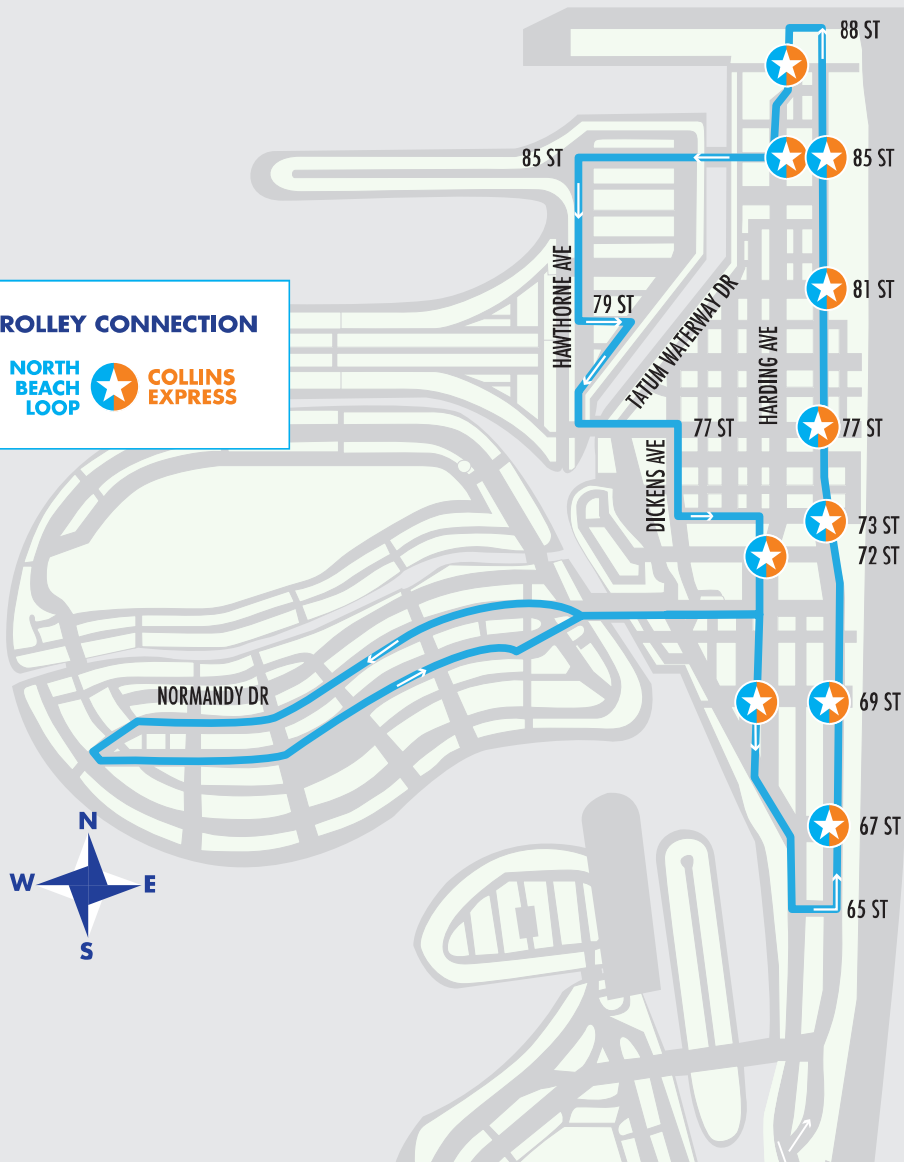
NORTH BEACH LOOP

TROLLEY CONNECTION

NORTH
BEACH
LOOP



COLLINS
EXPRESS



DTPW Routes and Headways

SERVICE FREQUENCIES

FRECUENCIAS DE SERVICIO / FREKANS SÈVIS YO

| | FROM DESDE / DE | TO HASTA / A | EVERY CADA / CHAK |
|--|--------------------|-----------------|-------------------------------|
| WEEKDAY DIAS LABORAABLES LASEMÈN | 12:00 a.m. | 4:00 a.m. | 60 min (Northside-M Beach) |
| | 4:00 a.m. | 6:00 a.m. | 30 min (Hialeah-M Beach) |
| | 6:00 a.m. | 10:00 p.m. | 15 min (Hialeah-M Beach) |
| | 10:00 p.m. | 12:00a.m. | 30 min (Hialeah-M Beach) |
| SATURDAY SÁBADO SAMDI | 12:00 a.m. | 5:00 a.m. | 60 min (Northside-M Beach) |
| | 5:00 a.m. | 7:00 a.m. | 30 min (Hialeah-M Beach) |
| | 7:00 a.m. | 10:00 p.m. | 15 min (Hialeah-M Beach) |
| | 10:00 p.m. | 12:00 a.m. | 30 min (Hialeah-M Beach) |
| SUNDAY DOMINGO DIMANCH | 12:00 a.m. | 5:00 a.m. | 60 min (Northside-M Beach) |
| | 5:00 a.m. | 8:00 a.m. | 30 min (Hialeah-M Beach) |
| | 8:00 a.m. | 8:00 p.m. | 20 min (Hialeah-M Beach) |
| | 8:00 p.m. | 12:00 a.m. | 60 min (Hialeah-M Beach) |

Frequencies are approximate and may vary depending on traffic and road conditions.
Las frecuencias son aproximadas, pues dependen del tráfico y otras condiciones de las vías.
Aisyè yo apwòksimatif ep yo ka varye segon kondisyon trafik ak wout yo.

Language Assistance: Miami-Dade Transit (MDT) is committed to providing information about its transit services to passengers with limited English as part of its non-discrimination program. MDT publishes route information in Spanish and Haitian Creole and offers assistance in both languages at our Call Center at 3-1-1 or 305-468-5900. For more information, call MDT's Office of Civil Rights & Labor Relations at 786-469-5486.

Miami-Dade County provides equal access and equal opportunity in employment and does not discriminate on the basis of disability in its programs or services. Auxiliary aids and services for communication are available with five days' advance notice. For material in alternate format (audiotape, Braille or computer disk), a sign language interpreter or other accommodations, please contact: Miami-Dade Transit, Office of Civil Rights and Labor Relations, 701 NW 1st Court, Suite 1700, Miami, FL 33136. Attention: ADA Coordinator. Telephone: 786-469-5225. Fax: 786-469-5589. E-mail: DTPW-ADA@miamidade.gov.

Español: El Departamento de Transporte Público de Miami-Dade (MDT, su ségla en inglés) está dedicado a proveer información sobre sus servicios a los pasajeros que no hablan inglés. MDT publica información sobre sus rutas de autobuses en español y creole haitiano y ofrece asistencia en ambos idiomas en nuestro Centro de Llamadas en el 3-1-1 o 305-468-5900. Para más información, llame la Oficina de Derechos Humanos y Relaciones Laborales de MDT al 786-469-5486.


El Condado de Miami-Dade ofrece igualdad de acceso y de oportunidades en el empleo y no practica la discriminación por discapacidad en sus programas o servicios. Los dispositivos y servicios de ayuda auditiva para la comunicación están disponibles previa solicitud, con cinco días de anticipación. Para obtener materiales en formato alternativo (cinta de audio, Braille o disco de computadora), para solicitar un intérprete del lenguaje de las señas u otros servicios similares sírvase llamar a: Transporte de Miami-Dade, Oficina de Derechos Civiles y Relaciones Laborales, 701 NW 1st Court, Suite 1700, Miami, FL 33136. Atención: ADA Coordinator. Teléfono: 786-469-5225, Fax: 786-469-5589. Correo electrónico: DTPW-ADA@miamidade.gov.

Kreyòl Ayisyen: Miami-Dade Transit (MDT) angaje li a bay pasaje ak konsèans limite an Anglè yo tout enfòmasyon sou sèvis transpò piblik nan lang pa yo. MDT pibliye enfòmasyon sou trajè otobis yo an Espanyòl ak an Kreyòl Ayisyen epi li bay asistans nan toude lang yo nan Sant Repòs nou an 3-1-1 oswa 305-468-5900. Pou plis enfòmasyon, rele Bwo Dwa Sivik ak Relasyon Travay MDT la nan 786-469-5486.

Kontakte Miami-Dade bay aksè ak opòtinite egal ego nan aplwa epi li pa fè diskriminasyon baze sou enfimite nan pwogram li yo ak sèvis li yo. Aprey ak sèvis komunikasyon pou moun ki pa tande/wè byen yo disponib ak yon preyavi senk jou. Pou jwenn dokiman nan lòt fòm (tep odyo, Bray oswa disk konpit), sèvis yon entèprèt ki pale lang siy oswa lòt akomodasyon, tanpri kontakte: Miami-Dade Transit, Bwo Dwa Civil ak Relasyon Travay, 701 NW 1st Court, Suite 1700, Miami, FL 33136. Atansyon: ADA Coordinator. Telefòn: 786-469-5225, Faks: 786-469-5589. Imel: DTPW-ADA@miamidade.gov.



miamidade.gov/transportation
Information • Información • Enfòmasyon
311 (305.468.5900) TTY/Florida Relay: 711
@GoMiamiDade GO Miami-Dade Transit



APRIL 2024 APRIL 2024 | AVRIL 2024



- Local service seven days a week.
 - Travels from Hialeah Metrorail Station to South Beach along NW/NE 79 St, the 79th Street Causeway and Collins Ave
 - Overnight trips travel from Northside Metrorail Station
-
- Servicio local los siete días de la semana.
 - Va desde la estación de Hialeah del Metrorail hasta South Beach, pasando por NW/NE 79 St, 79th Street Causeway y Collins Ave.
 - En el horario nocturno el recorrido comienza en la estación Northside del Metrorail.

- Sèvis lokal sèt jou sou sèt.
- Vwayaje soti nan estasyon Hialeah Metrorail pou rive nan South Beach sou NW/NE 79 St, 79th Street Causeway ak Collins Ave.
- Vwayaj lanwit yo fèt soti nan estasyon Northside Metrorail.



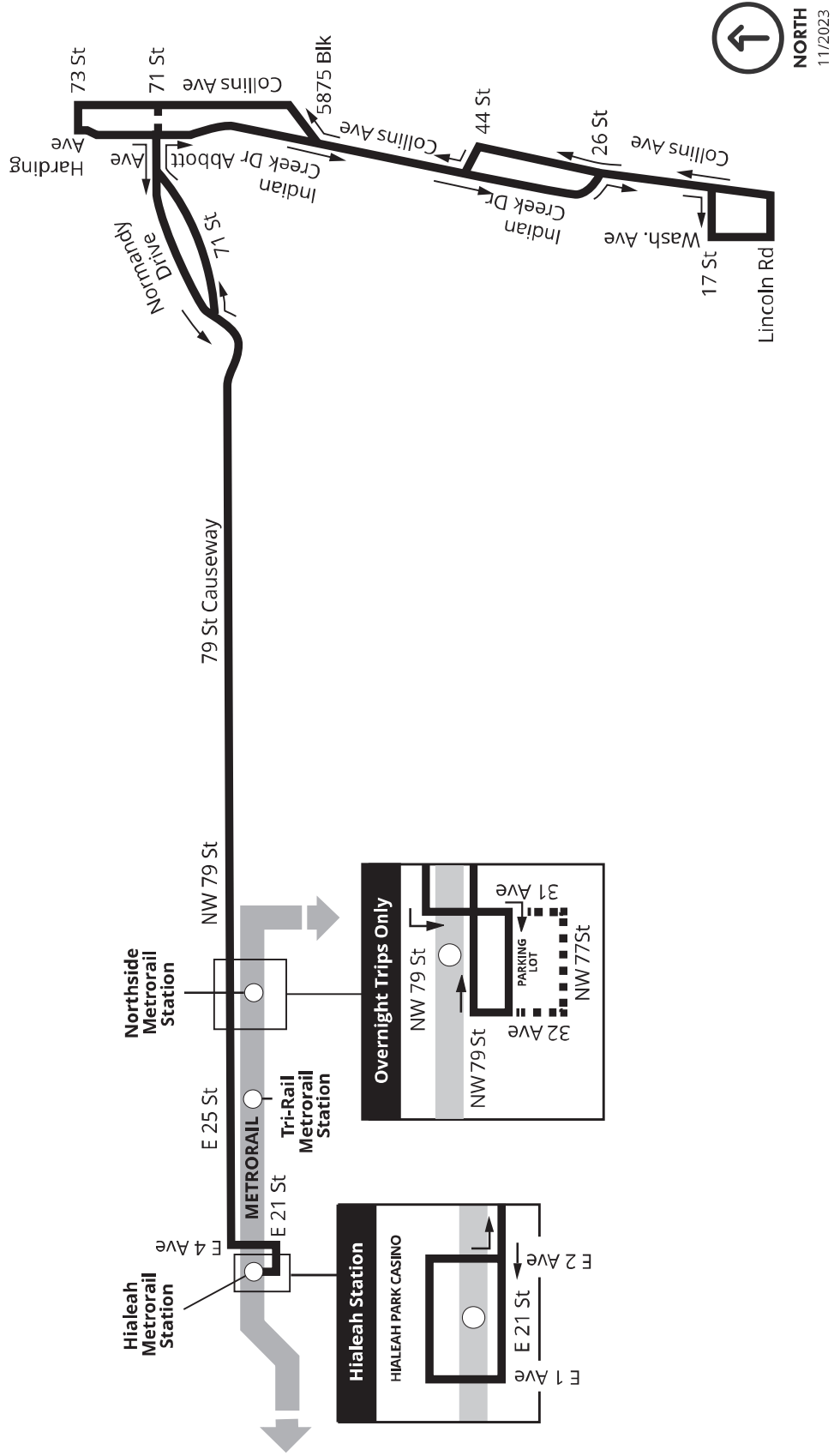
MORE INFORMATION
PLUS D'INFORMATION | PLUS D'INFORMATION



DEPARTMENT OF TRANSPORTATION AND PUBLIC WORKS



79



SERVICE FREQUENCIES

FRECUENCIAS DE SERVICIO / FREKANS SÈVIS YO

| | FROM DESIJE / DE | TO HASIA / A | EVERY CADU / CHAK |
|---------------------------------------|---------------------|-----------------|---|
| WEEKDAY DIAS LABORABLES LASEMÈN | 12:00 a.m. | 4:00 a.m. | 60 min (Aventura-Downtown) |
| | 4:00 a.m. | 6:00 a.m. | 20 min (Hialeah-Downtown) 40 min (Aventura-Hialeah) |
| | 6:00 a.m. | 10:00 p.m. | 7.5 min (Hialeah-Downtown) 10 min (Aventura-Hialeah) |
| | 10:00 p.m. | 12:00 a.m. | 15 min (Aventura-Downtown) |
| SATURDAY SABADO SAMDI | 12:00 a.m. | 5:00 a.m. | 60 min (Aventura-Downtown) |
| | 5:00 a.m. | 7:00 a.m. | 15 min (Hialeah-Downtown) 30 min (Aventura-Hialeah) |
| | 7:00 a.m. | 10:00 p.m. | 7.5 min (Hialeah-Downtown) 15 min (Aventura-Hialeah) |
| | 10:00 p.m. | 12:00 a.m. | 15 min (Hialeah-Downtown) 30 min (Aventura-Hialeah) |
| SUNDAY DOMINGO DIMANCH | 12:00 a.m. | 5:00 a.m. | 60 min (Aventura-Downtown) |
| | 5:00 a.m. | 6:00 a.m. | 30 min (Hialeah-Downtown) 60 min (Aventura-Hialeah) |
| | 6:00 a.m. | 8:00 a.m. | 15 min (Hialeah-Downtown) 30 min (Aventura-Hialeah) |
| | 8:00 a.m. | 8:00 p.m. | 10 min (Hialeah-Downtown) 30 min (Aventura-Hialeah) |
| | 8:00 p.m. | 12:00 a.m. | 30 min (Hialeah-Downtown) 60 min (Aventura-Hialeah) |

Frequencies are approximate and may vary depending on traffic and road conditions.
Las frecuencias son aproximadas, pues dependen del tráfico y otras condiciones de las vías.
Asisye yo apwèchemanti ep' yo ka varye selon kondisyon trafikasyon soti wout yo.

Language Assistance: Miami-Dade Transit (MDT) is committed to providing information about its transit services to passengers with limited English as part of its non-discrimination program. MDT publishes route information in Spanish and Haitian Creole and offers assistance in both languages at our Call Center at 3-1-1 or 305-468-5900. For more information, call MDT's Office of Civil Rights & Labor Relations at 786-469-5486.

Miami-Dade County provides equal access and equal opportunity in employment and does not discriminate on the basis of disability in its programs or services. Auxiliary aids and services for communication are available with five days' advance notice. For material in alternate format (audiotape, Braille or computer disk), a sign language interpreter or other accommodations, please contact: Miami-Dade Transit, Office of Civil Rights and Labor Relations, 701 NW 1st Court, Suite 1700, Miami, FL 33136. Attention: ADA Coordinator. Telephone: 786-469-5225. Fax: 786-469-5589. E-mail: DTPW-ADA@miamidade.gov.

Español: El Departamento de Transporte Público de Miami-Dade (MDT), su ségla en inglés) está dedicado a proveer información sobre sus servicios a los pasajeros que no hablan inglés. MDT publica información sobre sus rutas de autobuses en español y creole haitiano y ofrece asistencia en ambos idiomas en nuestro Centro de Llamadas en el 3-1-1 o 305-468-5900. Para más información, llame la Oficina de Derechos Humanos y Relaciones Laborales de MDT al 786-469-5486.

El Condado de Miami-Dade ofrece igualdad de acceso y de oportunidades en el empleo y no practica la discriminación por discapacidad en sus programas o servicios. Los dispositivos y servicios de ayuda auditiva para la comunicación están disponibles previa solicitud, con cinco días de anticipación. Para obtener materiales en formato alternativo (cinta de audio, Braille o disco de computadora), para solicitar un intérprete del lenguaje de las señas u otros servicios similares sírvase llamar a: Transporte de Miami-Dade, Oficina de Derechos Civiles y Relaciones Laborales, 701 NW 1st Court, Suite 1700, Miami, FL 33136. Atención: ADA Coordinator. Teléfono: 786-469-5225, Fax: 786-469-5589. Correo electrónico: DTPW-ADA@miamidade.gov.

Kreyòl Ayisyen: Miami-Dade Transit (MDT) angaje li a bay pasaje ak konsèyans limite an Anglè yo tout enfòmasyon sou sèvis transpò piblik nan lang pa yo. MDT pibliye enfòmasyon sou trajè otobis yo an Espanyòl ak an Kreyòl Ayisyen epi li bay asistans nan toude lang yo nan Sant Repòns nou an 3-1-1 oswa 305-468-5900. Pou plis enfòmasyon, rele Biwo Dwa Sivik ak Relasyon Travay MDT la nan 786-469-5486.

Konte Miami-Dade bay akèl ak opòtinite egal ego nan aplwa epi li pa fè diskriminasyon baze sou enfi mite nan pwogram li yo ak sèvis li yo. Aprey ak sèvis konnikasyon pou moun ki pa tandèwè byen yo disponib ak yon preyavi senk jou. Pou jwenn dokiman nan lòt fòm (tey odyo, Bray oswa disk konpit), sèvis yon entèprèt ki pale lang sij oswa lòt akomodasyon, tanpri kontakte: Miami-Dade Transit, Biwo Dwa Civil ak Relasyon Travay, 701 NW 1st Court, Suite 1700, Miami, FL 33136. Atansyon: ADA Coordinator. Telefòn: 786-469-5225, Faks: 786-469-5589. Imel: DTPW-ADA@miamidade.gov.



miamidade.gov/transportation
Information • Información • Enfòmasyon
311 (305.468.5900) TTY/Florida Relay: 711
@GoMiamiDade GO Miami-Dade Transit



APRIL 2024 APRIL 2024 | AVRIL 2024

- Local service seven days a week.
- Travels from the Bus Terminal at Aventura Mall to Downtown Miami through Miami Beach.
- Stops include the Adrienne Arsht Center Metromover station / Omni Metrobus terminal, and Government Center Metrorail / Metromover station.
- Servicio local los siete días de la semana.
- Va desde la terminal de autobuses en Aventura Mall hasta el downtown de Miami, pasando por Miami Beach.
- Con paradas en la estación Adrienne Arsht Center del Metromover / terminal Omni del Metrobús y la estación Government Center del Metrorail y el Metromover.
- Sèvis lokal sèt jou psou sèt.
- Vwayaje soti nan Terminal Oribis la nan Aventura Mall pou rive nan Downtown Miami atravè Mitami Beach.
- Arè yo gen ladan estasyon Adrienne Arsht Center Metromover / Omni Metrobus tèminal, ak estasyon Metrorail / Metromover Government Center.

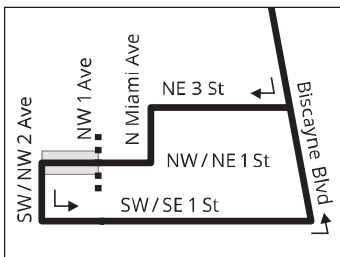
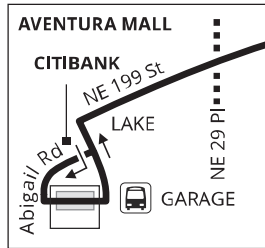
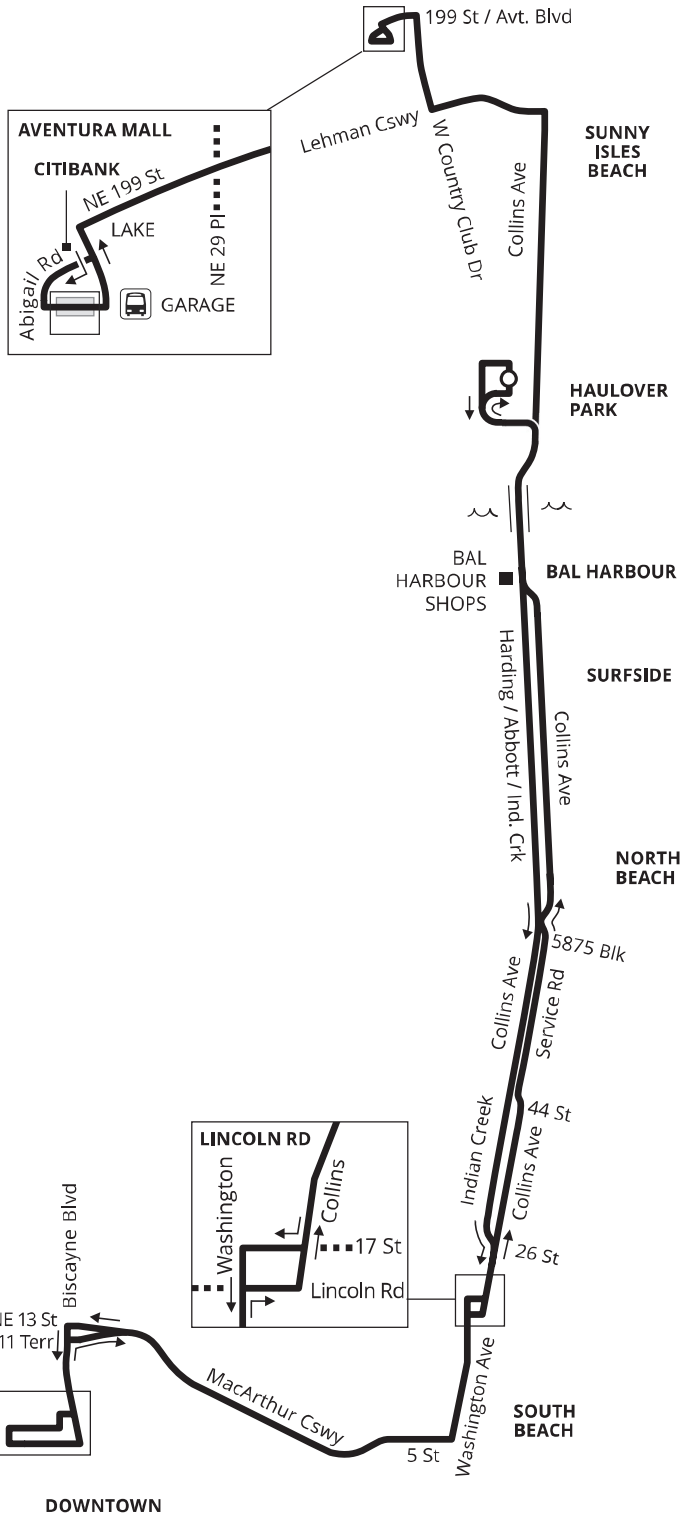


MORE INFORMATION
PLUS INFORMACIÓN | PLUS ENFOMASYON

MIAMI-DADE
COUNTY
DEPARTMENT OF TRANSPORTATION AND PUBLIC WORKS



100



NORTH
11/2023

SERVICE FREQUENCIES
FRECUENCIAS DE SERVICIO / FREKANS SÈVIS YO

| | FROM DESDÈ / DE | TO HASTA / A | EVERY CADA / CHAK |
|---------------------------------------|--------------------|-----------------|----------------------|
| WEEKDAY DÍAS LABORABLES LASÈMÈN | 5:45 a.m. | 8:15 a.m. | 24 min |
| | 4:00 p.m. | 6:00 p.m. | 24 min |

Frequencies are approximate and may vary depending on traffic and road conditions.
Las frecuencias son aproximadas, pues dependen del tráfico y otras condiciones de las vías.
Aisyè yo apwèsmanifè epi yo ka varye selon kondisyon trafik sou wout yo.

MetroCONNECT

YOUR FREE AND DIRECT CONNECTION TO BETTER BUS

SCAN TO DOWNLOAD THE APP OR CALL 786-321-5842

Presented by

Language Assistance: Miami-Dade Transit (MDT) is committed to providing information about its transit services to passengers with limited English as part of its non-discrimination program. MDT publishes route information in Spanish and Haitian Creole and offers assistance in both languages at our Call Center at 3-1-1 or 305-468-5900. For more information, call MDT's Office of Civil Rights & Labor Relations at 786-469-5486.

Miami-Dade County provides equal access and equal opportunity in employment and does not discriminate on the basis of disability in its programs or services. Auxiliary aids and services for communication are available with five days' advance notice. For material in alternate format (audiotape, Braille or computer disk), a sign language interpreter or other accommodations, please contact: Miami-Dade Transit, Office of Civil Rights and Labor Relations, 701 NW 1st Court, Suite 1700, Miami, FL 33136. Attention: ADA Coordinator. Telephone: 786-469-5225. Fax: 786-469-5589. E-mail: DTPW-ADA@miamidade.gov.

Español: El Departamento de Transporte Público de Miami-Dade (MDT), su ségla en inglés) está dedicado a proveer información sobre sus servicios a los pasajeros que no hablan inglés. MDT publica información sobre sus rutas de autobuses en español y creole haitiano y ofrece asistencia en ambos idiomas en nuestro Centro de Llamadas en el 3-1-1 o 305-468-5900. Para más información, llame la Oficina de Derechos Humanos y Relaciones Laborales de MDT al 786-469-5486.

El Condado de Miami-Dade ofrece igualdad de acceso y de oportunidades en el empleo y no practica la discriminación por discapacidad, en sus programas o servicios. Los dispositivos y servicios de ayuda auditiva para la comunicación están disponibles previa solicitud, con cinco días de anticipación. Para obtener materiales en formato alternativo (cinta de audio, Braille o disco de computadora), para solicitar un intérprete del lenguaje de las señas u otros servicios similares sírvase llamar a: Transporte de Miami-Dade, Oficina de Derechos Civiles y Relaciones Laborales, 701 NW 1st Court, Suite 1700, Miami, FL 33136. Atención: ADA Coordinator. Teléfono: 786-469-5225, Fax: 786-469-5589. Correo electrónico: DTPW-ADA@miamidade.gov.

Kreyòl Ayisyen: Miami-Dade Transit (MDT) angaje li a bay pasaje ak konsèyans limite an Anglè yo tout enfòmasyon sou sèvis transpò piblik nan lang pa yo. MDT pibliye enfòmasyon sou trajè otobis yo an Espanyòl ak an Kreyòl Ayisyen epi li bay asistans nan toude lang yo nan Sant Repòs nou an 3-1-1 oswa 305-468-5900. Pou plis enfòmasyon, rele Biwo Dwa Sivik ak Relasyon Travay MDT la nan 786-469-5486.

Konte Miami-Dade bay akèl ak opòtinite egal ego nan aplwa epi li pa fè diskriminasyon baze sou enfi mite nan pwogram li yo ak sèvis li yo. Apatèy ak sèvis komunikasyon pou moun ki pa tande/wè byen yo disponib ak yon preyavi senk jou. Pou jwenn dokiman nan lòt fòm (tey odyo, Bray oswa disk konpit), sèvis yon entèprèt ki pale lang siy oswa lòt akomodasyon, tanpri kontakte: Miami-Dade Transit, Biwo Dwa Sivik ak Relasyon Travay, 701 NW 1st Court, Suite 1700, Miami, FL 33136. Atansyon: ADA Coordinator. Telefòn: 786-469-5225, Faks: 786-469-5589. Imel: DTPW-ADA@miamidade.gov.



miamidade.gov/transportation
Information • Información • Enfòmasyon
311 (305.468.5900) TTY/Florida Relay: 711
@GoMiamiDade GO Miami-Dade Transit



MARCH 2024 MARZO 2024 | MARS 2024

79 STREET MAX



- Limited-stop weekday morning and afternoon service.
- Travels from Northside Metrorail station to 73 St & Collins Ave on Miami Beach along NW/NE 79 St and the 79th Street Causeway.

- Servicio con paradas limitadas en las mañanas y las tardes de los días laborables.
- Va desde la estación Northside del Metrorail hasta 73 St y Collins Ave en Miami Beach, pasando por NW/NE 79 St y 79th Street Causeway.
- Sèvis an limite nan maten ak apremiti nan lasemèn.
- Vwayajè soti nan estasyon Northside Metrorail pou rive nan 73 St & Collins Ave sou Miami Beach sou NW/NE 79 St ak 79th Street Causeway.



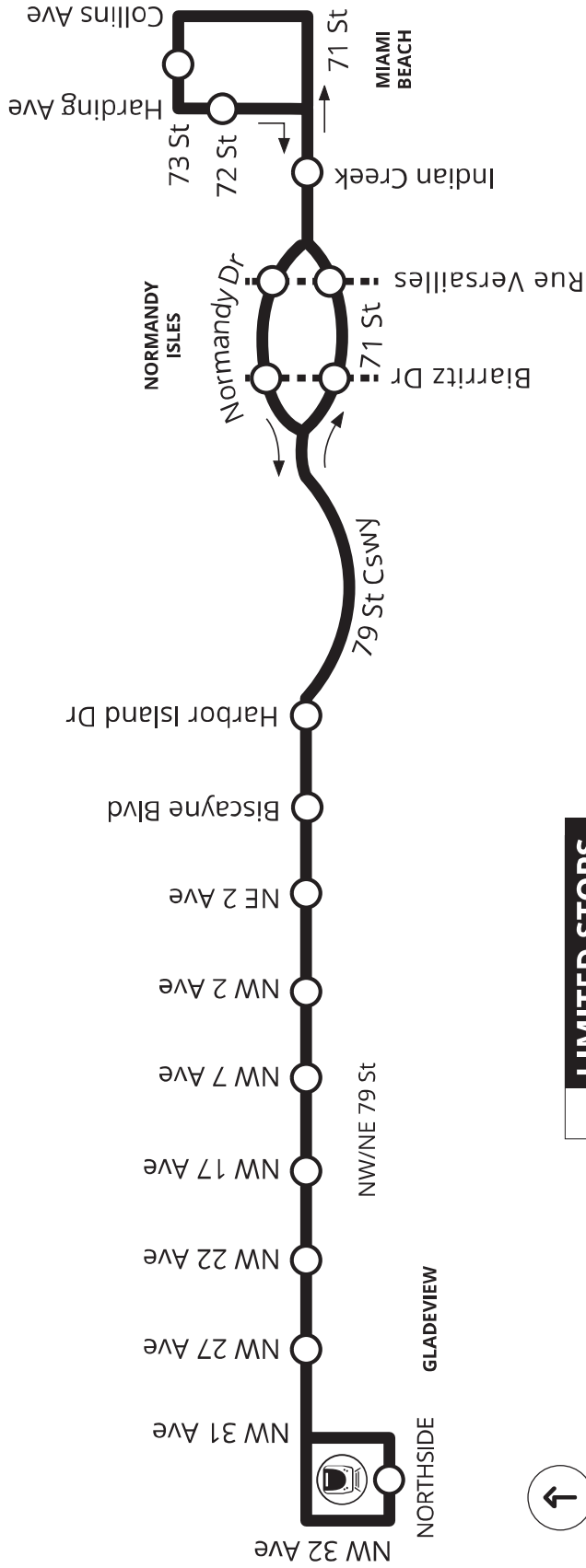
MORE INFORMATION
MÁS INFORMACIÓN | PLUS D'INFORMATION

DRIVE LESS.LIVE MORE.[™]
DEPARTMENT OF TRANSPORTATION AND PUBLIC WORKS



279

79 STREET MAX



NORTH
11/2023



Metrorail Station



LIMITED STOPS
entire route

Attachment C

Trip Generation Calculations

AM PEAK HOUR TRIP GENERATION COMPARISON

EXISTING WEEKDAY AM PEAK HOUR TRIP GENERATION

| ITE TRIP GENERATION CHARACTERISTICS | | | | | DIRECTIONAL DISTRIBUTION | | BASELINE TRIPS | | MULTIMODAL REDUCTION | | GROSS TRIPS | | INTERNAL CAPTURE | | EXTERNAL VEHICLE TRIPS | | PASS-BY CAPTURE | | NET NEW EXTERNAL TRIPS | | | | | |
|-------------------------------------|-------------|----------|-------|-----------|--------------------------|-----|----------------|-----|----------------------|-----------------|-------------|-----|------------------|-------|------------------------|-------|-----------------|-----|------------------------|------------|-------|--|--|--|
| Land Use | ITE Edition | ITE Code | Scale | ITE Units | Percent | | In | Out | Total | MR Percent | Trips | In | Out | Total | IC Percent | Trips | In | Out | Total | PB Percent | Trips | | | |
| | | | | | In | Out | | | | | | | | | | | | | | | | | | |
| 1 Hotel | 11 | 310 | 977 | room | 56% | 44% | 269 | 212 | 481 | 17.4% | 84 | 222 | 175 | 397 | 0.0% | 0 | 222 | 175 | 397 | | | | | |
| 2 | | | | | | | | | | | | | | | | | | | | | | | | |
| 3 | | | | | | | | | | | | | | | | | | | | | | | | |
| 4 | | | | | | | | | | | | | | | | | | | | | | | | |
| 5 | | | | | | | | | | | | | | | | | | | | | | | | |
| 6 | | | | | | | | | | | | | | | | | | | | | | | | |
| 7 | | | | | | | | | | | | | | | | | | | | | | | | |
| 8 | | | | | | | | | | | | | | | | | | | | | | | | |
| 9 | | | | | | | | | | | | | | | | | | | | | | | | |
| 10 | | | | | | | | | | | | | | | | | | | | | | | | |
| 11 | | | | | | | | | | | | | | | | | | | | | | | | |
| 12 | | | | | | | | | | | | | | | | | | | | | | | | |
| 13 | | | | | | | | | | | | | | | | | | | | | | | | |
| 14 | | | | | | | | | | | | | | | | | | | | | | | | |
| 15 | | | | | | | | | | | | | | | | | | | | | | | | |
| | | | | | Total: | | 269 | 212 | 481 | 17.4% | 84 | 222 | 175 | 397 | 0.0% | 0 | 222 | 175 | 397 | | | | | |
| ITE Land Use Code | | | | | Rate or Equation | | | | | Y=0.5*(X)+-7.45 | | | | | | | | | | | | | | |
| 310 | | | | | | | | | | | | | | | | | | | | | | | | |

PROPOSED WEEKDAY AM PEAK HOUR TRIP GENERATION

| ITE TRIP GENERATION CHARACTERISTICS | | | | | | | | | | DIRECTIONAL DISTRIBUTION | | BASELINE TRIPS | | | MULTIMODAL REDUCTION | | GROSS TRIPS | | | INTERNAL CAPTURE | | EXTERNAL VEHICLE TRIPS | | | PASS-BY CAPTURE | | NET NEW EXTERNAL TRIPS | |
|-------------------------------------|---------------------------------|-------------|-----------|-----------|---------|-----|-----|-----|-------|--------------------------|-------|----------------|-----|-------|----------------------|-------|-------------|-----|-------|------------------|-------|------------------------|-----|-------|-----------------|--|------------------------|--|
| ITE | Land Use | ITE Edition | ITE Scale | ITE Units | Percent | | In | Out | Total | MR Percent | Trips | In | Out | Total | IC Percent | Trips | In | Out | Total | PB Percent | Trips | In | Out | Total | | | | |
| | | | | | In | Out | | | | | | | | | | | | | | | | | | | | | | |
| 1 | Hotel | 11 | 310 | 280 | room | 56% | 44% | 74 | 59 | 133 | 17.4% | 23 | 61 | 49 | 110 | 0.0% | 0 | 61 | 49 | 110 | 0.0% | 0 | 61 | 49 | 110 | | | |
| 2 | Multifamily Housing (High-Rise) | 11 | 222 | 140 | du | 26% | 74% | 13 | 37 | 50 | 17.4% | 9 | 11 | 30 | 41 | 0.0% | 0 | 11 | 30 | 41 | 0.0% | 0 | 11 | 30 | 41 | | | |
| 3 | | | | | | | | | | | | | | | | | | | | | | | | | | | | |
| 4 | | | | | | | | | | | | | | | | | | | | | | | | | | | | |
| 5 | | | | | | | | | | | | | | | | | | | | | | | | | | | | |
| 6 | | | | | | | | | | | | | | | | | | | | | | | | | | | | |
| 7 | | | | | | | | | | | | | | | | | | | | | | | | | | | | |
| 8 | | | | | | | | | | | | | | | | | | | | | | | | | | | | |
| 9 | | | | | | | | | | | | | | | | | | | | | | | | | | | | |
| 10 | | | | | | | | | | | | | | | | | | | | | | | | | | | | |
| 11 | | | | | | | | | | | | | | | | | | | | | | | | | | | | |
| 12 | | | | | | | | | | | | | | | | | | | | | | | | | | | | |
| 13 | | | | | | | | | | | | | | | | | | | | | | | | | | | | |
| 14 | | | | | | | | | | | | | | | | | | | | | | | | | | | | |
| 15 | | | | | | | | | | | | | | | | | | | | | | | | | | | | |
| ITE Land Use Code | | | | | | | | | | Total: | | 87 | 96 | 183 | 17.4% | 32 | 72 | 79 | 151 | 0.0% | 0 | 72 | 79 | 151 | | | | |
| | | | | | | | | | | Rate or Equation | | | | | | | | | | | | | | | | | | |
| 310 | | | | | | | | | | Y=0.5*(X)+-7.45 | | | | | | | | | | | | | | | | | | |
| 222 | | | | | | | | | | Y=0.22*(X)+18.85 | | | | | | | | | | | | | | | | | | |
| | | | | | | | | | | | | | | | | | | | | | | | | | | | | |
| | | | | | | | | | | | | | | | | | | | | | | | | | | | | |
| | | | | | | | | | | | | | | | | | | | | | | | | | | | | |
| | | | | | | | | | | | | | | | | | | | | | | | | | | | | |
| | | | | | | | | | | | | | | | | | | | | | | | | | | | | |
| | | | | | | | | | | | | | | | | | | | | | | | | | | | | |
| | | | | | | | | | | | | | | | | | | | | | | | | | | | | |
| | | | | | | | | | | | | | | | | | | | | | | | | | | | | |
| | | | | | | | | | | | | | | | | | | | | | | | | | | | | |
| | | | | | | | | | | | | | | | | | | | | | | | | | | | | |
| | | | | | | | | | | | | | | | | | | | | | | | | | | | | |
| | | | | | | | | | | | | | | | | | | | | | | | | | | | | |
| | | | | | | | | | | | | | | | | | | | | | | | | | | | | |
| | | | | | | | | | | | | | | | | | | | | | | | | | | | | |
| | | | | | | | | | | | | | | | | | | | | | | | | | | | | |
| | | | | | | | | | | | | | | | | | | | | | | | | | | | | |
| | | | | | | | | | | | | | | | | | | | | | | | | | | | | |
| | | | | | | | | | | | | | | | | | | | | | | | | | | | | |
| | | | | | | | | | | | | | | | | | | | | | | | | | | | | |
| | | | | | | | | | | | | | | | | | | | | | | | | | | | | |
| | | | | | | | | | | | | | | | | | | | | | | | | | | | | |
| | | | | | | | | | | | | | | | | | | | | | | | | | | | | |
| | | | | | | | | | | | | | | | | | | | | | | | | | | | | |
| | | | | | | | | | | | | | | | | | | | | | | | | | | | | |
| | | | | | | | | | | | | | | | | | | | | | | | | | | | | |
| | | | | | | | | | | | | | | | | | | | | | | | | | | | | |
| | | | | | | | | | | | | | | | | | | | | | | | | | | | | |
| | | | | | | | | | | | | | | | | | | | | | | | | | | | | |
| | | | | | | | | | | | | | | | | | | | | | | | | | | | | |
| | | | | | | | | | | | | | | | | | | | | | | | | | | | | |
| | | | | | | | | | | | | | | | | | | | | | | | | | | | | |
| | | | | | | | | | | | | | | | | | | | | | | | | | | | | |
| | | | | | | | | | | | | | | | | | | | | | | | | | | | | |
| | | | | | | | | | | | | | | | | | | | | | | | | | | | | |
| | | | | | | | | | | | | | | | | | | | | | | | | | | | | |
| | | | | | | | | | | | | | | | | | | | | | | | | | | | | |
| | | | | | | | | | | | | | | | | | | | | | | | | | | | | |
| | | | | | | | | | | | | | | | | | | | | | | | | | | | | |
| | | | | | | | | | | | | | | | | | | | | | | | | | | | | |
| | | | | | | | | | | | | | | | | | | | | | | | | | | | | |
| | | | | | | | | | | | | | | | | | | | | | | | | | | | | |
| | | | | | | | | | | | | | | | | | | | | | | | | | | | | |
| | | | | | | | | | | | | | | | | | | | | | | | | | | | | |
| | | | | | | | | | | | | | | | | | | | | | | | | | | | | |
| | | | | | | | | | | | | | | | | | | | | | | | | | | | | |
| | | | | | | | | | | | | | | | | | | | | | | | | | | | | |
| | | | | | | | | | | | | | | | | | | | | | | | | | | | | |
| | | | | | | | | | | | | | | | | | | | | | | | | | | | | |
| | | | | | | | | | | | | | | | | | | | | | | | | | | | | |
| | | | | | | | | | | | | | | | | | | | | | | | | | | | | |
| | | | | | | | | | | | | | | | | | | | | | | | | | | | | |
| | | | | | | | | | | | | | | | | | | | | | | | | | | | | |
| | | | | | | | | | | | | | | | | | | | | | | | | | | | | |
| | | | | | | | | | | | | | | | | | | | | | | | | | | | | |
| | | | | | | | | | | | | | | | | | | | | | | | | | | | | |
| | | | | | | | | | | | | | | | | | | | | | | | | | | | | |
| | | | | | | | | | | | | | | | | | | | | | | | | | | | | |
| | | | | | | | | | | | | | | | | | | | | | | | | | | | | |
| | | | | | | | | | | | | | | | | | | | | | | | | | | | | |
| | | | | | | | | | | | | | | | | | | | | | | | | | | | | |
| | | | | | | | | | | | | | | | | | | | | | | | | | | | | |
| | | | | | | | | | | | | | | | | | | | | | | | | | | | | |
| | | | | | | | | | | | | | | | | | | | | | | | | | | | | |
| | | | | | | | | | | | | | | | | | | | | | | | | | | | | |
| | | | | | | | | | | | | | | | | | | | | | | | | | | | | |
| | | | | | | | | | | | | | | | | | | | | | | | | | | | | |
| | | | | | | | | | | | | | | | | | | | | | | | | | | | | |
| | | | | | | | | | | | | | | | | | | | | | | | | | | | | |
| | | | | | | | | | | | | | | | | | | | | | | | | | | | | |
| | | | | | | | | | | | | | | | | | | | | | | | | | | | | |
| | | | | | | | | | | | | | | | | | | | | | | | | | | | | |
| | | | | | | | | | | | | | | | | | | | | | | | | | | | | |
| | | | | | | | | | | | | | | | | | | | | | | | | | | | | |
| | | | | | | | | | | | | | | | | | | | | | | | | | | | | |
| | | | | | | | | | | | | | | | | | | | | | | | | | | | | |
| | | | | | | | | | | | | | | | | | | | | | | | | | | | | |
| | | | | | | | | | | | | | | | | | | | | | | | | | | | | |
| | | | | | | | | | | | | | | | | | | | | | | | | | | | | |
| | | | | | | | | | | | | | | | | | | | | | | | | | | | | |
| | | | | | | | | | | | | | | | | | | | | | | | | | | | | |
| | | | | | | | | | | | | | | | | | | | | | | | | | | | | |
| | | | | | | | | | | | | | | | | | | | | | | | | | | | | |
| | | | | | | | | | | | | | | | | | | | | | | | | | | | | |
| | | | | | | | | | | | | | | | | | | | | | | | | | | | | |
| | | | | | | | | | | | | | | | | | | | | | | | | | | | | |
| | | | | | | | | | | | | | | | | | | | | | | | | | | | | |
| | | | | | | | | | | | | | | | | | | | | | | | | | | | | |
| | | | | | | | | | | | | | | | | | | | | | | | | | | | | |
| | | | | | | | | | | | | | | | | | | | | | | | | | | | | |
| | | | | | | | | | | | | | | | | | | | | | | | | | | | | |
| | | | | | | | | | | | | | | | | | | | | | | | | | | | | |
| | | | | | | | | | | | | | | | | | | | | | | | | | | | | |
| | | | | | | | | | | | | | | | | | | | | | | | | | | | | |
| | | | | | | | | | | | | | | | | | | | | | | | | | | | | |
| | | | | | | | | | | | | | | | | | | | | | | | | | | | | |
| | | | | | | | | | | | | | | | | | | | | | | | | | | | | |
| | | | | | | | | | | | | | | | | | | | | | | | | | | | | |
| | | | | | | | | | | | | | | | | | | | | | | | | | | | | |
| | | | | | | | | | | | | | | | | | | | | | | | | | | | | |
| | | | | | | | | | | | | | | | | | | | | | | | | | | | | |
| | | | | | | | | | | | | | | | | | | | | | | | | | | | | |
| | | | | | | | | | | | | | | | | | | | | | | | | | | | | |
| | | | | | | | | | | | | | | | | | | | | | | | | | | | | |
| | | | | | | | | | | | | | | | | | | | | | | | | | | | | |
| | | | | | | | | | | | | | | | | | | | | | | | | | | | | |
| | | | | | | | | | | | | | | | | | | | | | | | | | | | | |
| | | | | | | | | | | | | | | | | | | | | | | | | | | | | |
| | | | | | | | | | | | | | | | | | | | | | | | | | | | | |
| | | | | | | | | | | | | | | | | | | | | | | | | | | | | |
| | | | | | | | | | | | | | | | | | | | | | | | | | | | | |
| | | | | | | | | | | | | | | | | | | | | | | | | | | | | |
| | | | | | | | | | | | | | | | | | | | | | | | | | | | | |
| | | | | | | | | | | | | | | | | | | | | | | | | | | | | |
| | | | | | | | | | | | | | | | | | | | | | | | | | | | | |
| | | | | | | | | | | | | | | | | | | | | | | | | | | | | |
| | | | | | | | | | | | | | | | | | | | | | | | | | | | | |
| | | | | | | | | | | | | | | | | | | | | | | | | | | | | |
| | | | | | | | | | | | | | | | | | | | | | | | | | | | | |
| | | | | | | | | | | | | | | | | | | | | | | | | | | | | |
| | | | | | | | | | | | | | | | | | | | | | | | | | | | | |
| | | | | | | | | | | | | | | | | | | | | | | | | | | | | |
| | | | | | | | | | | | | | | | | | | | | | | | | | | | | |
| | | | | | | | | | | | | | | | | | | | | | | | | | | | | |
| | | | | | | | | | | | | | | | | | | | | | | | | | | | | |
| | | | | | | | | | | | | | | | | | | | | | | | | | | | | |
| | | | | | | | | | | | | | | | | | | | | | | | | | | | | |
| | | | | | | | | | | | | | | | | | | | | | | | | | | | | |
| | | | | | | | | | | | | | | | | | | | | | | | | | | | | |
| | | | | | | | | | | | | | | | | | | | | | | | | | | | | |
| | | | | | | | | | | | | | | | | | | | | | | | | | | | | |
| | | | | | | | | | | | | | | | | | | | | | | | | | | | | |
| | | | | | | | | | | | | | | | | | | | | | | | | | | | | |
| | | | | | | | | | | | | | | | | | | | | | | | | | | | | |
| | | | | | | | | | | | | | | | | | | | | | | | | | | | | |
| | | | | | | | | | | | | | | | | | | | | | | | | | | | | |
| | | | | | | | | | | | | | | | | | | | | | | | | | | | | |

PM PEAK HOUR TRIP GENERATION COMPARISON

EXISTING WEEKDAY PM PEAK HOUR TRIP GENERATION

| ITE TRIP GENERATION CHARACTERISTICS | | | | DIRECTIONAL DISTRIBUTION | | BASELINE TRIPS | | MULTIMODAL REDUCTION | | GROSS TRIPS | | INTERNAL CAPTURE | | EXTERNAL VEHICLE TRIPS | | PASS-BY CAPTURE | | NET NEW EXTERNAL TRIPS | | | | |
|-------------------------------------|-------------|----------|-------|--------------------------|------------------|----------------|-----|----------------------|---------|-------------------|-----|------------------|---------|------------------------|------|-----------------|---------|------------------------|----|-----|-------|-----|
| Land Use | ITE Edition | ITE Code | Scale | Units | In | Out | In | Out | Percent | Total Trips | In | Out | Percent | Total Trips | In | Out | Percent | Total Trips | In | Out | Total | |
| 1 Hotel | 11 | 310 | 977 | room | 51% | 49% | 354 | 341 | 695 | 17.4% | 121 | 292 | 282 | 574 | 0.0% | 0 | 292 | 0.0% | 0 | 292 | 282 | 574 |
| 2 | | | | | | | | | | | | | | | | | | | | | | |
| 3 | | | | | | | | | | | | | | | | | | | | | | |
| 4 | | | | | | | | | | | | | | | | | | | | | | |
| 5 | | | | | | | | | | | | | | | | | | | | | | |
| 6 | | | | | | | | | | | | | | | | | | | | | | |
| 7 | | | | | | | | | | | | | | | | | | | | | | |
| 8 | | | | | | | | | | | | | | | | | | | | | | |
| 9 | | | | | | | | | | | | | | | | | | | | | | |
| 10 | | | | | | | | | | | | | | | | | | | | | | |
| 11 | | | | | | | | | | | | | | | | | | | | | | |
| 12 | | | | | | | | | | | | | | | | | | | | | | |
| 13 | | | | | | | | | | | | | | | | | | | | | | |
| 14 | | | | | | | | | | | | | | | | | | | | | | |
| 15 | | | | | | | | | | | | | | | | | | | | | | |
| ITE Land Use Code | | | | | Total: | | | | | 354 | 341 | 695 | 17.4% | 121 | 292 | 282 | 574 | 0.0% | 0 | 292 | 282 | 574 |
| 310 | | | | | Rate or Equation | | | | | Y=0.74*(X)+-27.89 | | | | | | | | | | | | |

PROPOSED WEEKDAY PM PEAK HOUR TRIP GENERATION

| ITE TRIP GENERATION CHARACTERISTICS | | | | DIRECTIONAL DISTRIBUTION | | BASELINE TRIPS | | | MULTIMODAL REDUCTION | | GROSS TRIPS | | | INTERNAL CAPTURE | | EXTERNAL VEHICLE TRIPS | | | PASS-BY CAPTURE | | NET NEW EXTERNAL TRIPS | | | | |
|-------------------------------------|-------------|-----------|-----------|--------------------------|-----|----------------|-----|-------|----------------------|----|-------------|-------|------------|------------------|-----|------------------------|------------|---------------|-----------------|-----|------------------------|-----|-----|-------|--|
| ITE Land Use Code | ITE Edition | ITE Scale | ITE Units | Percent | | In | Out | Total | MR Percent | In | Out | Total | IC Percent | In | Out | Total | PB Percent | Trips | In | Out | Total | | | | |
| | | | | In | Out | | | | | | | | | | | | | | | | | | | | |
| 1 Hotel | 11 | 310 | 280 room | 51% | 49% | 91 | 88 | 179 | 17.4% | 31 | 75 | 73 | 148 | 0.7% | 1 | 74 | 73 | 147 | 0.0% | 0 | 74 | 73 | 147 | | |
| 2 Multifamily Housing (High-Rise) | 11 | 222 | 140 du | 62% | 38% | 37 | 23 | 60 | 17.4% | 11 | 30 | 19 | 49 | 2.0% | 1 | 30 | 18 | 48 | 0.0% | 0 | 30 | 18 | 48 | | |
| 3 | | | | | | | | | | | | | | | | | | | | | | | | | |
| 4 | | | | | | | | | | | | | | | | | | | | | | | | | |
| 5 | | | | | | | | | | | | | | | | | | | | | | | | | |
| 6 | | | | | | | | | | | | | | | | | | | | | | | | | |
| 7 | | | | | | | | | | | | | | | | | | | | | | | | | |
| 8 | | | | | | | | | | | | | | | | | | | | | | | | | |
| 9 | | | | | | | | | | | | | | | | | | | | | | | | | |
| 10 | | | | | | | | | | | | | | | | | | | | | | | | | |
| 11 | | | | | | | | | | | | | | | | | | | | | | | | | |
| 12 | | | | | | | | | | | | | | | | | | | | | | | | | |
| 13 | | | | | | | | | | | | | | | | | | | | | | | | | |
| 14 | | | | | | | | | | | | | | | | | | | | | | | | | |
| 15 | | | | | | | | | | | | | | | | | | | | | | | | | |
| ITE Land Use Code | | | | Rate or Equation | | | | | | | | | | | | | | | | | | | | | |
| 310 | | | | Y=0.74*(X)+-27.89 | | | | | | | | | | | | | | | | | | | | | |
| 222 | | | | Y=0.26*(X)+23.12 | | | | | | | | | | | | | | | | | | | | | |
| | | | | | | | | | | | | | | | | | | NET NEW TRIPS | | | | | | | |
| | | | | | | | | | | | | | | | | | | -188 | | IN | | OUT | | TOTAL | |
| | | | | | | | | | | | | | | | | | | -191 | | | | | | -379 | |

Internal Capture Reduction Calculations

Methodology for A.M. Peak Hour and P.M. Peak Hour
based on the *Trip Generation Handbook*, 3rd Edition, published by the Institute of Transportation Engineers

Methodology for Daily
based on the average of the Unconstrained Rates for the A.M. Peak Hour and P.M. Peak Hour

SUMMARY (PROPOSED)

| GROSS TRIP GENERATION | | | | | |
|-----------------------|----------------------|----------------|------|----------------|------|
| INPUT | Land Use | A.M. Peak Hour | | P.M. Peak Hour | |
| | | Enter | Exit | Enter | Exit |
| | Office | 0 | 0 | 0 | 0 |
| | Retail | 0 | 0 | 0 | 0 |
| | Restaurant | 0 | 0 | 0 | 0 |
| | Cinema/Entertainment | 0 | 0 | 0 | 0 |
| | Residential | 11 | 30 | 30 | 19 |
| | Hotel | 61 | 49 | 75 | 73 |
| | | 72 | 79 | 105 | 92 |

| INTERNAL TRIPS | | | | | |
|----------------|----------------------|----------------|------|----------------|------|
| OUTPUT | Land Use | A.M. Peak Hour | | P.M. Peak Hour | |
| | | Enter | Exit | Enter | Exit |
| | Office | 0 | 0 | 0 | 0 |
| | Retail | 0 | 0 | 0 | 0 |
| | Restaurant | 0 | 0 | 0 | 0 |
| | Cinema/Entertainment | 0 | 0 | 0 | 0 |
| | Residential | 0 | 0 | 0 | 1 |
| | Hotel | 0 | 0 | 1 | 0 |
| | | 0 | 0 | 1 | 1 |

| OUTPUT | Total % Reduction | 0.0% | | 1.0% | |
|--------|----------------------|------|--|------|--|
| | Office | | | | |
| | Retail | | | | |
| | Restaurant | | | | |
| | Cinema/Entertainment | | | | |
| | Residential | 0.0% | | 2.0% | |
| | Hotel | 0.0% | | 0.7% | |

| EXTERNAL TRIPS | | | | | |
|----------------|----------------------|----------------|------|----------------|------|
| OUTPUT | Land Use | A.M. Peak Hour | | P.M. Peak Hour | |
| | | Enter | Exit | Enter | Exit |
| | Office | 0 | 0 | 0 | 0 |
| | Retail | 0 | 0 | 0 | 0 |
| | Restaurant | 0 | 0 | 0 | 0 |
| | Cinema/Entertainment | 0 | 0 | 0 | 0 |
| | Residential | 11 | 30 | 30 | 18 |
| | Hotel | 61 | 49 | 74 | 73 |
| | | 72 | 79 | 104 | 91 |

MEANS OF TRANS

$$(249+98+79+16+203+18)/(2,436+1,991-209-411) = 17.4\%$$



Note: This is a modified view of the original table produced by the U.S. Census Bureau. This download or printed version may have missing information from the original table.

| Label | Census Tract 39.14, Miami-Dade County, Florida | | Census Tract 39.21, Miami-Dade County, Florida | |
|---|--|-----------------|--|-----------------|
| | Estimate | Margin of Error | Estimate | Margin of Error |
| ▼ Total: | 2,436 | ±516 | 1,991 | ±310 |
| ▼ Car, truck, or van: | 1,490 | ±383 | 1,407 | ±270 |
| Drove alone | 1,364 | ±366 | 1,211 | ±275 |
| ▼ Carpooled: | 126 | ±100 | 196 | ±117 |
| In 2-person carpool | 126 | ±100 | 196 | ±117 |
| In 3-person carpool | 0 | ±14 | 0 | ±14 |
| In 4-person carpool | 0 | ±14 | 0 | ±14 |
| In 5- or 6-person carpool | 0 | ±14 | 0 | ±14 |
| In 7-or-more-person carpool | 0 | ±14 | 0 | ±14 |
| ▼ Public transportation (excluding taxicab): | 249 | ±185 | 98 | ±60 |
| Bus | 249 | ±185 | 67 | ±66 |
| Subway or elevated rail | 0 | ±14 | 31 | ±46 |
| Long-distance train or commuter rail | 0 | ±14 | 0 | ±14 |
| Light rail, streetcar or trolley (carro público in Puerto Rico) | 0 | ±14 | 0 | ±14 |
| Ferryboat | 0 | ±14 | 0 | ±14 |
| Taxicab | 98 | ±121 | 25 | ±25 |
| Motorcycle | 43 | ±69 | 0 | ±14 |
| Bicycle | 79 | ±79 | 16 | ±20 |
| Walked | 203 | ±134 | 18 | ±20 |
| Other means | 65 | ±71 | 16 | ±18 |
| Worked from home | 209 | ±123 | 411 | ±162 |