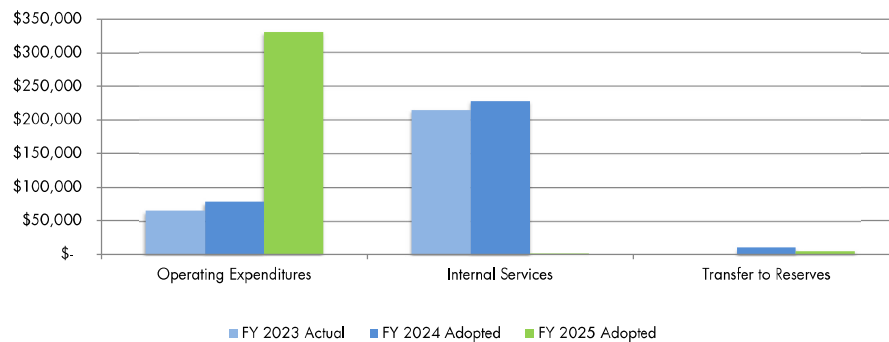


# FACILITIES & FLEET MANAGEMENT

## NORMANDY SHORES - SPECIAL REVENUE FUND

Revenue Area	FY 2022 Actual	FY 2023 Actual	FY 2024 Adopted	FY 2025 Adopted
Ad Valorem Property Taxes	\$ 252,000	\$ 282,000	\$ 316,000	\$ 332,000
Interest Allocated - Pooled Cash	-	-	-	4,000
Restitutions	3,740	5,632	-	-
<b>Total</b>	<b>\$ 255,740</b>	<b>\$ 287,632</b>	<b>\$ 316,000</b>	<b>\$ 336,000</b>
<b>Expenditure Area</b>				
Operating Expenditures	\$ 48,763	\$ 64,833	\$ 78,000	\$ 330,000
Internal Services	215,000	215,000	228,000	1,000
Transfer to Reserves	-	-	10,000	5,000
<b>Total</b>	<b>\$ 263,763</b>	<b>\$ 279,833</b>	<b>\$ 316,000</b>	<b>\$ 336,000</b>
<b>Revenues Less Expenditures</b>	<b>\$ (8,023)</b>	<b>\$ 7,799</b>	<b>\$ -</b>	<b>\$ -</b>
<b>Total Budgeted Positions</b>	<b>0.00 + 0.00 PT</b>	<b>0.00 + 0.00 PT</b>	<b>0.00 + 0.00 PT</b>	<b>0.00 + 0.00 PT</b>

### Expenditure Summary



# FACILITIES & FLEET MANAGEMENT

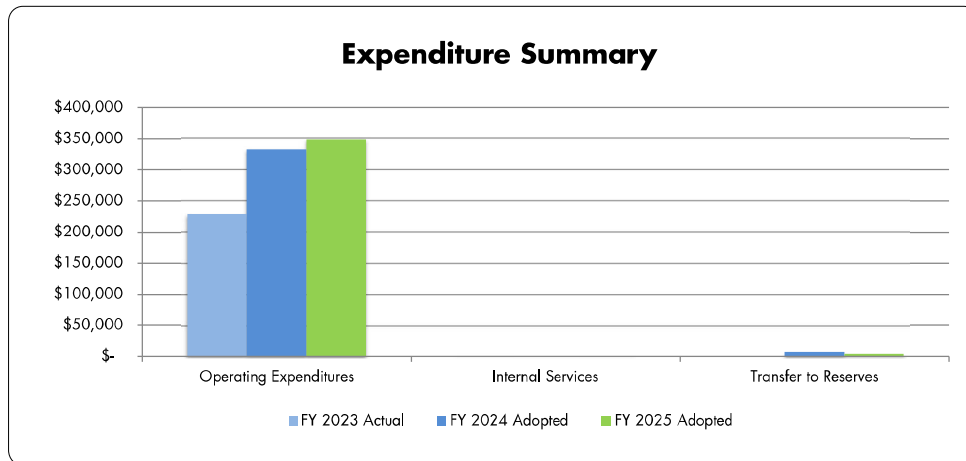
## BISCAYNE POINT - SPECIAL REVENUE FUND

<b>Revenue Area</b>	<b>FY 2022 Actual</b>	<b>FY 2023 Actual</b>	<b>FY 2024 Adopted</b>	<b>FY 2025 Adopted</b>
Non-ad Valorem Assessments	\$ 218,468	\$ 212,437	\$ 341,000	\$ 354,000
Interest/Other	182	513	-	-
<b>Total</b>	<b>\$ 218,650</b>	<b>\$ 212,950</b>	<b>\$ 341,000</b>	<b>\$ 354,000</b>

<b>Expenditure Area</b>	<b>FY 2022 Actual</b>	<b>FY 2023 Actual</b>	<b>FY 2024 Adopted</b>	<b>FY 2025 Adopted</b>
Operating Expenditures	\$ 240,804	\$ 229,000	\$ 333,000	\$ 349,000
Internal Services	1,000	1,000	1,000	1,000
Transfer to Reserves	-	-	7,000	4,000
<b>Total</b>	<b>\$ 241,804</b>	<b>\$ 230,000</b>	<b>\$ 341,000</b>	<b>\$ 354,000</b>

<b>Revenues Less Expenditures</b>	<b>\$ (23,154)</b>	<b>\$ (17,050)</b>	<b>\$ -</b>	<b>\$ -</b>
-----------------------------------	--------------------	--------------------	-------------	-------------

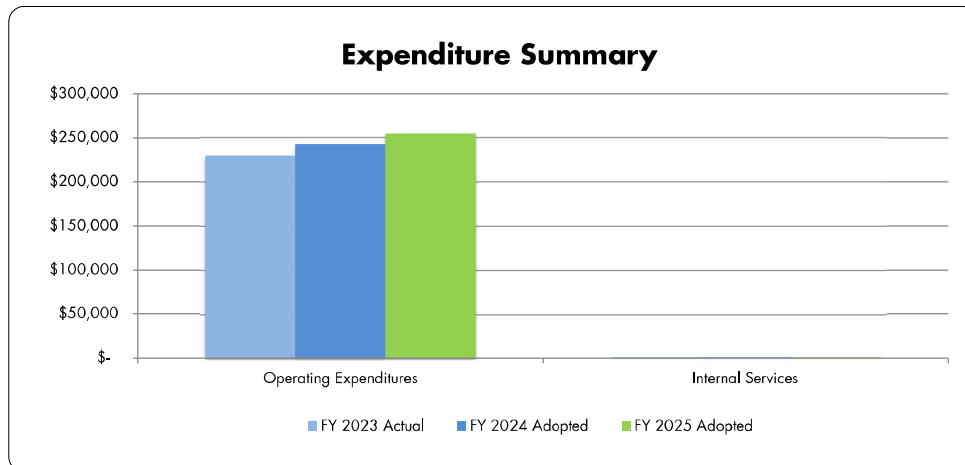
<b>Total Budgeted Positions</b>	<b>0.00 + 0.00 PT</b>	<b>0.00 + 0.00 PT</b>	<b>0.00 + 0.00 PT</b>	<b>0.00 + 0.00 PT</b>
---------------------------------	-----------------------	-----------------------	-----------------------	-----------------------



# FACILITIES & FLEET MANAGEMENT

## BISCAYNE BEACH - SPECIAL REVENUE FUND

<b>Revenue Area</b>	<b>FY 2022 Actual</b>	<b>FY 2023 Actual</b>	<b>FY 2024 Adopted</b>	<b>FY 2025 Adopted</b>
Non-ad Valorem Assessments	\$ 214,359	\$ 227,431	\$ 244,000	\$ 251,000
Interest/Other	346	449	-	-
Fund Balance/Retained Earnings	-	-	-	5,000
<b>Total</b>	<b>\$ 214,706</b>	<b>\$ 227,879</b>	<b>\$ 244,000</b>	<b>\$ 256,000</b>
<b>Expenditure Area</b>				
Operating Expenditures	\$ 228,622	\$ 230,192	\$ 243,000	\$ 255,000
Internal Services	1,000	1,000	1,000	1,000
<b>Total</b>	<b>\$ 229,622</b>	<b>\$ 231,192</b>	<b>\$ 244,000</b>	<b>\$ 256,000</b>
<b>Revenues Less Expenditures</b>	<b>\$ (14,916)</b>	<b>\$ (3,312)</b>	<b>\$ -</b>	<b>\$ -</b>
<b>Total Budgeted Positions</b>	<b>0.00 + 0.00 PT</b>	<b>0.00 + 0.00 PT</b>	<b>0.00 + 0.00 PT</b>	<b>0.00 + 0.00 PT</b>



# FACILITIES & FLEET MANAGEMENT

## ALLISON ISLAND - SPECIAL REVENUE FUND

Revenue Area	FY 2022 Actual	FY 2023 Actual	FY 2024 Adopted	FY 2025 Adopted
Non-ad Valorem Assessments	\$ 211,561	\$ 216,042	\$ 324,000	\$ 676,000
Interest/Other	138	1,571	-	-
<b>Total</b>	<b>\$ 211,699</b>	<b>\$ 217,614</b>	<b>\$ 324,000</b>	<b>\$ 676,000</b>

Expenditure Area	FY 2022 Actual	FY 2023 Actual	FY 2024 Adopted	FY 2025 Adopted
Operating Expenditures	\$ 217,686	\$ 241,559	\$ 323,000	\$ 345,000
Internal Services	1,000	1,000	1,000	1,000
Capital	-	-	-	330,000
<b>Total</b>	<b>\$ 218,686</b>	<b>\$ 242,559</b>	<b>\$ 324,000</b>	<b>\$ 676,000</b>

<b>Revenues Less Expenditures</b>	<b>\$ (6,987)</b>	<b>\$ (24,945)</b>	<b>\$ -</b>	<b>\$ -</b>
-----------------------------------	-------------------	--------------------	-------------	-------------

<b>Total Budgeted Positions</b>	<b>0.00 + 0.00 PT</b>	<b>0.00 + 0.00 PT</b>	<b>0.00 + 0.00 PT</b>	<b>0.00 + 0.00 PT</b>
---------------------------------	-----------------------	-----------------------	-----------------------	-----------------------

