

Proposal for Beach Box Installation and Operations

1. Product Specifications

Beach Box Safes:

- **Dimensions:** Approximately 12" x 8" x 8", weighing under 10 lbs.
- **Key Features:**
 - Secure, lockable safes equipped with GPS tracking, built-in cameras, and alarm systems for heightened security.
 - Integrated phone charger compatible with most smartphones, ensuring beachgoers stay connected throughout the day.
 - Bluetooth speaker with governor and over-the-air volume control, providing a customized beach music experience.
 - Constructed from waterproof and sand-resistant materials for maximum durability in beach environments.
 - Available for rental at convenient kiosks along the beach.
 - Cameras linked to Project Blue Light for real-time security footage, enhancing safety.

Kiosks:

- **Dimensions:** Approximately 10' x 2' x 6' (customizable based on city requirements and demand).
- **Key Features:**
 - Each kiosk can accommodate up to 40 Beach Box units, with adjustable capacity to meet demand.
 - Provides ample storage for Beach Box units in both portable and stationary configurations.
 - User-friendly interfaces enable seamless rental and return processes.

- Integrated cameras connected to Project Blue Light for 24/7 security monitoring.
 - Kiosks will feature a clean, streamlined design with no digital displays or advertisements.
-

2. Proposed Kiosk Installations and Locations

We propose the installation of two kiosks at the following high-traffic, strategic locations along South Beach:

- **6th Street** – Affix to public restroom
- **10th Street** – Affix to the Art Deco Museum.

Though feedback suggests interest in a kiosk for North Beach, we recommend focusing the initial deployment in these areas based on theft statistics provided by the Miami Beach Police Department. Starting with a targeted implementation will help ensure optimal security and operational effectiveness before expanding.

(For more details, please refer to the theft statistics appendix.)

3. Cost to the City

There will be no financial burden on the City of Miami Beach. Beach Box Safe, Inc. will cover all costs related to the installation, operation, and staffing of kiosks. Each kiosk, estimated at \$50,000, will be fully funded by Beach Box Safe, Inc.

4. Rental Fees, City, and Resident Discounts

- **Beach Box Rentals:** \$20–\$40 per day, depending on demand and seasonal promotions.

- **City Revenue:** The City will receive 10% of all rental revenue.
 - **Resident Discount:** Miami Beach residents will receive an automatic 20% discount, applied at checkout through a residency verification process using the credit card's zip code.
-

5. Permitting Requirements

Beach Box Safe, Inc. will obtain the following permits from the City of Miami Beach:

- **Building Permit:** For kiosk installation on public land (right-of-way approval).
- **Zoning Compliance:** Ensuring kiosks meet size, design, and safety standards in line with city regulations, including review by the Historic Preservation Board and Design Review Board.
- **Electrical Permits:** Coordination with Florida Power & Light (FPL) for power needs, including central screens, charging stations, credit card processing, and other kiosk functionalities.

Appendix



MIAMI BEACH

POLICE

DATE: July 9, 2024

SUBJECT: ADCD Beach Theft Statistics



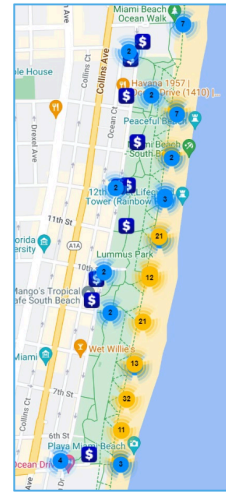
The below displays statistical data from the THEFT / BEACH occurred incident type in the ADCD over the last year (July 1, 2023 – July 1, 2024). Areas of concern include the 700, 1400, and 1000 block of beach service road. Additionally, beach thefts are most frequently occurring on weekends, and during the midnight hours.

ADCD BEACH THEFTS (JULY 1, 2023 – JULY 1, 2024)

| SHIFT | COUNT |
|-------------------|------------|
| Shift C-2200-0659 | 99 |
| Shift B-1600-2259 | 97 |
| Shift A-0730-1559 | 41 |
| TOTAL | 237 |

| DAY | COUNT |
|--------------|------------|
| Sunday | 45 |
| Friday | 43 |
| Saturday | 40 |
| Tuesday | 31 |
| Monday | 29 |
| Wednesday | 25 |
| Thursday | 24 |
| TOTAL | 237 |

| BEACH BLOCK | COUNT |
|-----------------|------------|
| 700 BEACH SVRD | 32 |
| 1400 BEACH SVRD | 31 |
| 1000 BEACH SVRD | 30 |
| 1100 BEACH SVRD | 28 |
| 500 BEACH SVRD | 27 |
| 900 BEACH SVRD | 25 |
| 800 BEACH SVRD | 20 |
| 1300 BEACH SVRD | 17 |
| 1200 BEACH SVRD | 15 |
| 600 BEACH SVRD | 12 |
| TOTAL | 237 |



The statistical data may not necessarily reflect UCR Statistics

MIAMI BEACH

POLICE

DATE: July 16, 2024

SUBJECT: Mid Beach – Beach Theft Statistics



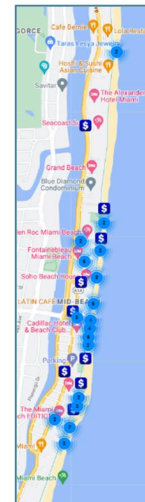
The below displays statistical data from the THEFT / BEACH occurred incident type in Mid Beach over the last year (July 1, 2023 – July 1, 2024). Areas of concern include the 4000 – 4500 blocks, as well as the 2900 and 3900 blocks of beach service road. Additionally, beach thefts are most frequently occurring Friday – Monday on all shifts.

MID BEACH BEACH THEFTS (JULY 1, 2023 – JULY 1, 2024)

| SHIFT | COUNT |
|-------------------|-----------|
| Shift A-0730-1559 | 29 |
| Shift C-2200-0659 | 24 |
| Shift B-1600-2259 | 20 |
| TOTAL | 73 |

| DAY | COUNT |
|--------------|-----------|
| Saturday | 19 |
| Sunday | 13 |
| Monday | 11 |
| Friday | 10 |
| Tuesday | 9 |
| Thursday | 6 |
| Wednesday | 5 |
| TOTAL | 73 |

| BEACH BLOCK | COUNT |
|-----------------|-----------|
| 4400 BEACH SVRD | 13 |
| 2900 BEACH SVRD | 9 |
| 4100 BEACH SVRD | 8 |
| 4300 BEACH SVRD | 7 |
| 3900 BEACH SVRD | 6 |
| 4500 BEACH SVRD | 5 |
| 4000 BEACH SVRD | 5 |
| 2700 BEACH SVRD | 3 |
| 4600 BEACH SVRD | 3 |
| 3100 BEACH SVRD | 3 |
| 5500 BEACH SVRD | 2 |
| 3200 BEACH SVRD | 2 |
| 3800 BEACH SVRD | 2 |
| 5100 BEACH SVRD | 1 |
| 3300 BEACH SVRD | 1 |
| 3000 BEACH SVRD | 1 |
| 3400 BEACH SVRD | 1 |
| 3600 BEACH SVRD | 1 |
| TOTAL | 73 |



The statistical data may not necessarily reflect UCR Statistics



DATE: July 16, 2024

SUBJECT: North Beach – Beach Theft Statistics



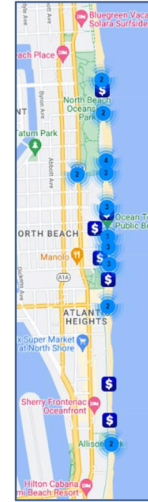
The below displays statistical data from the THEFT / BEACH occurred incident type in North Beach over the last year (July 1, 2023 – July 1, 2024). Areas of concern include the 7900, 8000, 7300, and 7400 blocks of beach service road. Additionally, beach thefts are most frequently occurring Saturday – Tuesday on all shifts.

NORTH BEACH BEACH THEFTS (JULY 1, 2023 – JULY 1, 2024)

| SHIFT | COUNT |
|-------------------|-----------|
| Shift B-1600-2259 | 15 |
| Shift C-2200-0659 | 11 |
| Shift A-0730-1559 | 10 |
| TOTAL | 36 |

| DAY | COUNT |
|--------------|-----------|
| Tuesday | 8 |
| Saturday | 7 |
| Monday | 6 |
| Sunday | 6 |
| Thursday | 4 |
| Wednesday | 3 |
| Friday | 2 |
| TOTAL | 36 |

| BEACH BLOCK | COUNT |
|-----------------|-----------|
| 7900 BEACH SVRD | 5 |
| 8000 BEACH SVRD | 4 |
| 7300 BEACH SVRD | 4 |
| 7400 BEACH SVRD | 4 |
| 7700 BEACH SVRD | 3 |
| 7500 BEACH SVRD | 3 |
| 8300 BEACH SVRD | 2 |
| 8500 BEACH SVRD | 2 |
| 6400 BEACH SVRD | 2 |
| 7100 BEACH SVRD | 2 |
| 8400 BEACH SVRD | 1 |
| 7600 BEACH SVRD | 1 |
| 6700 BEACH SVRD | 1 |
| 6500 BEACH SVRD | 1 |
| 7200 BEACH SVRD | 1 |
| TOTAL | 36 |



The statistical data may not necessarily reflect UCR Statistics

Desired Locations

Affix to the 6th Street bathroom



Affix to the 10th Street Art Deco Museum Building

